Svarn

Powering the core of every innovation.

UL 758 Appliance Wiring Material (AWM)







Guided by purpose

At Svarn, we believe that business should serve a higher purpose. Every product we design, every partnership we build, and every initiative we undertake must reflect our core values.

Svarn was born out of a belief that business should be honest, humble, and human. Over the years, we've grown, not just in size, but in understanding. We've learned that engineering excellence means little without empathy, and innovation holds no value without responsibility.

Our purpose is simple: to build something that lasts in value, in trust, and in the lives we touch.

This is reflected in our unwavering commitment to customers, our respect for employees, and our shared responsibility toward the environment.

Ajay Kumar Gupta
Founder and Managing Director

SVARN UL-LISTED CABLES

The hallmark of reliability, durability, and performance

Since its establishment in 2005, Svarn has emerged as a leading manufacturer of cables catering to a diverse range of industries, and a prestigious client base consisting of renowned brands, both in India and internationally. Drawing from its profound expertise across various sectors, Svarn continually strives to innovate standards and align itself with industry-wide best practices in cable manufacturing. This commitment to excellence ensures that Svarn's cables not only meet but exceed stringent safety and performance requirements.

It's no surprise, then that Svarn offers a comprehensive range of cables that are UL listed. These UL-listed cables provide customers with peace of mind, knowing they have access to products that adhere to the highest industry standards. Whether it's for industrial or commercial application, Svarn's UL-listed cables offer reliability, durability, and safety, making them the preferred choice for discerning customers worldwide.

- Total traceability in our product range
- Worldwide recognized certificates
- UL listed cables
- Complete range XL insulated cable up to 2.0kv as per UL 44
- Cables specifically designed for industrial & commercial applications
- Power cables

ABOUT US

At Svarn, we're pioneers in turning big ideas into real-world solutions. Our legacy of innovation, rooted in the essence of "Svarn" or Gold, has thrived since 2005. With over 3,000 dedicated employees, we're constantly pushing the boundaries of technology to benefit our customers and society. Our impact spans across six key industries, supported by seven cutting-edge manufacturing facilities and global offices in strategic locations. Through relentless innovation, we're shaping a prosperous and sustainable future

—inspired by possibilities.



Know more at www.svarn.com

Our UL Certifications



Certificate of Compliance

Certificate Number(s):
UL-US-26135037-0

Report Reference:
E555150-20260928

Issue Date:
2026-09-28

Issued to:

Svarn Infratel Private Limited
Plot No: 1, Site No :1, 14/3 Mathura Road, Faridabad, Haryana, 121003, IN

This certificate confirms that representative samples of:
AVLV2 - Appliance Wiring Material - Component

See Addendum Page for Product Designation(s).

Have been evaluated by UL in accordance with the component requirements in the Standard(s) indicated on this Certificate. UL Recognized components are incomplete in certain constructional features or restricted in performance capabilities and are intended for installation in complete equipment submitted for investigation to UL LLC.

UL 758, Edition 3, Issue Date 2014-05-02, Revision Date 2024-10-30

Additional Information:
See UL Product iQ® at https://iq.ulprospector.com for additional information.

This Certificate of Compliance indicates that representative samples of the product described in the certification report have met the requirements for UL certification. It does not provide authorization to apply the UL Recognized Component Mark. Only the Authorization Page that references the Follow-Up Services Procedure for ongoing surveillance provides authorization to apply the UL Mark.

Only those products bearing the UL Recognized Component Mark should be considered as being UL Certified and covered under UL's Follow-Up Services.

Look for the UL Recognized Component Mark on the product.

David Piecuch
UL Mark Certification Program Manager

UL Solutions

Any information and documentation involving UL Mark services are provided on behalf of UL LLC (UL) or any authorized licensee of UL. For questions, please contact UL Solutions Customer Service at https://www.ul.com/contact-us.

Page 1 of 2

© 2026 UL LLC. All rights reserved.
Form-ULID-019496 ver 1.0

UL 758

Svarn



CERTIFICATE OF COMPLIANCE

Certificate Number: E531809
Report Reference: E531809-20231024
Date: 2023-October-24

Issued to: Svarn Infratel Pvt. Ltd.
74th Miles Stone
Delhi-Mathura Highway
Village Mitrol, Distt.
Palwal Haryana, 121105 IN

This is to certify that representative samples of: THERMOSET-INSULATED WIRE
See Addendum Page for Product Designation(s).

Have been evaluated by UL in accordance with the Standard(s) indicated on this Certificate.

Standard(s) for Safety: UL 44 Thermoset-Insulated Wires and Cables
CSA C22.2 No. 38-18 Thermoset-Insulated Wires and Cables

Additional Information: See the UL Online Certifications Directory at https://iq.ulprospector.com for additional information

This Certificate of Compliance indicates that representative samples of the product described in the certification report have met the requirements for UL certification. It does not provide authorization to apply the UL Mark. Only the Authorization Page that references the Follow-Up Services Procedure for ongoing surveillance provides authorization to apply the UL Mark.

Only those products bearing the UL Mark should be considered as being UL Certified and covered under UL's Follow-Up Services.

Look for the UL Certification Mark on the product.

UL 44



Certificate of Compliance

Certificate Number: E536440
Report Reference: E536440-2024-01-30
Issue Date: 2024-01-30

Issued to:
Svarn Infratel Pvt.Ltd.
74th Miles Stone
Delhi-Mathura Highway
Village Mitrol,Distt.
Palwal Haryana, 121105 India

This certificate confirms that representative samples of:
COMMUNICATIONS CABLE

See Addendum Page for Product Designation(s).

Have been evaluated by UL in accordance with the Standard(s) indicated on this Certificate.

UL 444 And CSA C22.2 No. 214 Communications Cables

Additional Information:
See UL Product iQ® at https://iq.ulprospector.com for additional information.

This Certificate of Compliance indicates that representative samples of the product described in the certification report have met the requirements for UL certification. It does not provide authorization to apply the UL Mark. Only the Authorization Page that references the Follow-Up Services Procedure for ongoing surveillance provides authorization to apply the UL Mark.

Only those products bearing the UL Mark should be considered as being UL Certified and covered under UL's Follow-Up Services.

Look for the UL Certification Mark on the product.

David Piecuch
UL Mark Certification Program Manager

UL Solutions

Page 1 of 2

© 2024 UL LLC. All rights reserved.
Form-ULID-019425-OnCa – ver 1.0

UL 444

UL 4703



Certificate of Compliance

Certificate Number: UL-US-2445737-0
Report Reference: E540824-20241125
Issue Date: 2024-11-26

Issued to:
Svarn Infratel Pvt.Ltd.
74th Miles Stone
Delhi-Mathura Highway
Village Mitrol,Distt. Palwal, Haryana 121105
India

This certificate confirms that representative samples of
ZKLA - Photovoltaic Wire

See Addendum Page for Product Designation(s).

Have been evaluated by UL in accordance with the Standard(s) indicated on this Certificate.

UL 4703, 1st Ed., Issue Date: 2014-9-30, Revision Date: 2020-8-11

Additional Information:
See UL Product iQ® https://iq.ulprospector.com for additional information.

This Certificate of Compliance indicates that representative samples of the product described in the certification report have met the requirements for UL certification. It does not provide authorization to apply the UL Mark. Only the Authorization Page that references the Follow-Up Services Procedure for ongoing surveillance provides authorization to apply the UL Mark.

Only those products bearing the UL Mark should be considered as being UL Certified and covered under UL's Follow-Up Services.

Look for the UL Certification Mark on the product.

David Piecuch
UL Mark Certification Program Owner

UL Solutions

Page 1 of 2

© 2024 UL LLC. All rights reserved.
Form-ULID-019496 – ver 1.0

UL 854



Certificate of Compliance

Certificate Number(s): UL-US-2586521-0
Report Reference: E539104-20251013
Issue Date: 2025-10-14

Issued to:
Svarn Infratel Pvt.Ltd.
74th Miles Stone, Delhi-Mathura Highway, Village Mitrol, Distt., Palwal, Haryana, 121105, IN

This certificate confirms that representative samples of:
TYLZ - Service-entrance Cable

See Addendum Page for Product Designation(s).

Have been evaluated by UL in accordance with the Standard(s) indicated on this Certificate.

UL 854, Edition 12, Issue Date 2020-01-10, Revision Date 2025-09-29

Additional Information:
See UL Product iQ® at https://iq.ulprospector.com for additional information.

This Certificate of Compliance indicates that representative samples of the product described in the certification report have met the requirements for UL certification. It does not provide authorization to apply the UL Mark. Only the Authorization Page that references the Follow-Up Services Procedure for ongoing surveillance provides authorization to apply the UL Mark.

Only those products bearing the UL Mark should be considered as being UL Certified and covered under UL's Follow-Up Services.

Look for the UL Certification Mark on the product.

David Piecuch
UL Mark Certification Program Manager

UL Solutions

Page 1 of 2

© 2025 UL LLC. All rights reserved.
Form-ULID-019425 – ver 1.0

Our manufacturing capabilities

230,000
MILES OF CABLES
PRODUCED ANNUALLY



IN-HOUSE
POLYMER
for insulation and sheathing of all wires, cables and harnesses





CERTIFIED CABLES AS PER

BIS | UL | IEC | BS EN | IRS | VDE



3 CABLE MANUFACTURING **FACILITIES**
strategically located across India

3 E-BEAM IRRADIATION FACILITIES
operating between 1 Mev to 3 MeV energy ratings



90,000
SQUARE METRES
OF PRODUCTION AREA



ACCREDITED
PRODUCTION FACILITIES

ISO 9001 | ISO 14001 | ISO 45001





2,000+
SKILLED WORKFORCE
across product development, R&D, manufacturing and quality

Svarn manufactures a range of UL-certified cables designed to meet the stringent safety and performance requirements of electrical installation in the USA and Canada. Built in accordance with UL Standards, these cables are engineered for reliable electrical performance, durability, and compliance with demanding installation environments.

Produced at Svarn's state-of-the-art manufacturing facilities, our UL cables incorporate advanced materials, precision processes, and rigorous quality control to ensure consistent performance. Designed for applications across power distribution, industrial systems, infrastructure, residential and commercial buildings, and renewable energy, Svarn UL cables support safe and efficient power transmission, expected from a trusted global cable manufacturer.













UL 758 cable data sheets

Svarn UL 3167 /UL 758, XLPE Insulated 105°C Cable	12
Svarn UL 3271 /UL 758, XLPE Insulated 125°C Cable	14
Svarn UL 3289 /UL 758, XLPE Insulated 150°C Cable	16
Svarn UL 3321 /UL 758, XLPE Insulated 150°C Cable	18
Svarn UL 3343 /UL 758, XLPE Insulated 125°C Cable	20
Svarn UL 3456 /UL 758, XLPE Insulated 150°C Cable	22
Svarn UL 3173 /UL 758, XLPE Insulated 125°C Cable	24
Svarn UL 3266 /UL 758, XLPE Insulated 125°C Cable	26
Svarn UL 3290 /UL 758, XLPE Insulated 125°C Cable	28
Svarn UL 3385 /UL 758, XLPE Insulated 105°C Cable	30
Svarn UL 3398 /UL 758, XLPE Insulated 150°C Cable	32
Svarn UL 3766 /UL 758, XLPE Insulated 150°C Cable	34
Svarn UL 3196 /UL 758, XLPE Insulated 125°C Cable	35
Svarn UL 1007 /UL 758, PVC Insulated 80°C Cable	36
Svarn UL 1015 /UL 758, PVC Insulated 80-105°C Cable	38
Svarn UL 10198 /UL 758, PVC Insulated 105°C Cable	40
Svarn UL 10483 /UL 758, PVC Insulated 90-105°C Cable	42
Svarn UL 1028 /UL 758, PVC Insulated 105°C Cable	44
Svarn UL 1283 /UL 758, PVC Insulated 105°C Cable	46

Svarn AWM Style UL 3167 /UL 758, 8AWG to 26AWG Single Core Unsheathed, Extruded XLPE 105°C, 600V Cables



PARTICULAR	SIZE	1CX8 AWG	1CX10 AWG	1CX12 AWG	1CX14 AWG	1CX16 AWG	1CX18 AWG	1CX20 AWG	1CX22 AWG	1CX24 AWG	1CX26 AWG
APPLICABLE STANDARD		AWM Style UL 3167 /UL 758									
TYPE OF CABLE		Single Core unsheathed Cable									
TEMPRATURE RANGE	°C	105°C									
VOLTAGE GRADE	V	600V									
NO. OF CORE	No.	1									
CONDUCTOR											
a) Material	-	Annealed Bare Copper									
b) Nom. Size	AWG	8	10	12	14	16	18	20	22	24	26
c) No. of strands (Approx.)	-	133	105	65	41	26	16	10	7	7	7
d) Wire dia. (nom.)	mm	0.287 +/-0.008	0.254 +/-0.008	0.254 +/-0.008	0.254 +/-0.008	0.254 +/-0.008	0.254 +/-0.008	0.254 +/-0.008	0.254 +/-0.008	0.200 +/-0.008	0.160 +/-0.008
e) Max. D.C. Resistance at 20°C	Ω/Km	2.144	3.409	5.43	8.62	13.7	21.8	34.6	55.4	87.6	140
		Note : Conductor Area/strand diameter is a nominal figure and shall meet the required resistant value.									
INSULATION											
a) Material		Extruded XLPE compound (105°C)									
b) Nominal Thickness	mm	0.76 (30 mils)									
c) Minimum Thickness at any point	mm	0.68 (27 mils)									
d) Colour of Insulation		As per PO/ Customer Requirement									
OVERALL DIAMETER OF CABLE	mm	5.50	4.68	3.90	3.40	3.01	2.71	2.46	2.27	2.11	1.99
a) Tolarence	KV	+/-0.3	+/-0.3	+/-0.3	+/-0.2	+/-0.2	+/-0.15	+/-0.15	+/-0.15	+/-0.15	+/-0.1
ELECTRICAL PROPERTIES											
a) Max. D.C. Resistance at 20°C	Ω/Km	2.14	3.41	5.43	8.62	13.70	21.80	34.60	55.40	87.60	140.00
c) Dielectric Strength Test	KV for 1 minute	2.00									
PHYSICAL PROPERTIES	----	----									
a) Tensile Strength	Mpa	⩾ 10.30									
b) Elongation	%	⩾ 150									
After Aging (136°C/168h)	---										
a) Tensile Strength	%	⩾ 70% of original									
b) Elongation	%	⩾ 45% of original									
Flame Rating		Horizontal Flame (FT 2), Vertical Flame (VW-1) - Optional									
PRINTING		E555150 AWM I A STYLE UL3167 8AWG 105°C 600 Volt FT1 Svarn Infratel ROHS	E555150 AWM I A STYLE UL3167 10AWG 105°C 600 Volt FT1 Svarn Infratel ROHS	E555150 AWM I A STYLE UL3167 12AWG 105°C 600 Volt FT1 Svarn Infratel ROHS	E555150 AWM I A STYLE UL3167 14AWG 105°C 600 Volt FT1 Svarn Infratel ROHS	E555150 AWM I A STYLE UL3167 16AWG 105°C 600 Volt FT1 Svarn Infratel ROHS	E555150 AWM I A STYLE UL3167 18AWG 105°C 600 Volt FT1 Svarn Infratel ROHS	E555150 AWM I A STYLE UL3167 20AWG 105°C 600 Volt FT1 Svarn Infratel ROHS	E555150 AWM I A STYLE UL3167 22AWG 105°C 600 Volt FT1 Svarn Infratel ROHS	E555150 AWM I A STYLE UL3167 24AWG 105°C 600 Volt FT1 Svarn Infratel ROHS	E555150 AWM I A STYLE UL3167 26AWG 105°C 600 Volt FT1 Svarn Infratel ROHS
Approx. Weight	Kg/km	89.9	58.7	38.6	25.8	17.5	12.3	8.8	6.5	5.0	4.0
Packing length	Mtr	310 ± 5% (Coils)	310 ± 5% (Coils)	310 ± 5% (Coils)	310 ± 5% (Coils)	310 ± 5% (Coils)	310 ± 5% (Coils)	310 ± 5% (Coils)	310 ± 5% (Coils)	310 ± 5% (Coils)	310 ± 5% (Coils)

Svarn AWM Style UL 3271 /UL 758, 8AWG to 26AWG Single Core Unsheathed, Extruded XLPE 125°C, 600V AC, 700V DC Cables



PARTICULAR	SIZE	1CX8 AWG	1CX10 AWG	1CX12 AWG	1CX14 AWG	1CX16 AWG	1CX18 AWG	1CX20 AWG	1CX22 AWG	1CX24 AWG	1CX26 AWG
APPLICABLE STANDARD		AWM Style UL 3271 /UL 758									
TYPE OF CABLE		Single Core unsheathed Cable									
TEMPRATURE RANGE	°C	125°C									
VOLTAGE GRADE	V	600V AC / 750V DC									
NO. OF CORE	No.	1									
CONDUCTOR											
a) Material	-	Annealed Bare Copper									
b) Nom. Size	AWG	8	10	12	14	16	18	20	22	24	26
c) No. of strands (Approx.)	-	133	105	65	41	26	16	10	7	7	7
d) Wire dia. (nom.)	mm	0.287 +/-0.008	0.254 +/-0.008	0.254 +/-0.008	0.254 +/-0.008	0.254 +/-0.008	0.254 +/-0.008	0.254 +/-0.008	0.254 +/-0.008	0.200 +/-0.008	0.160 +/-0.008
e) Max. D.C. Resistance at 20°C	Ω/Km	2.144	3.409	5.43	8.62	13.7	21.8	34.6	55.4	87.6	140
		Note : Conductor Area/strand diameter is a nominal figure and shall meet the required resistant value.									
INSULATION											
a) Material		Extruded XLPE compound (125°C)									
b) Nominal Thickness	mm	0.76 (30 mils)									
c) Minimum Thickness at any point	mm	0.68 (27 mils)									
d) Colour of Insulation		As per PO/ Customer Requirement									
OVERALL DIAMETER OF CABLE	mm	6.27	4.68	3.90	3.40	3.01	2.71	2.46	2.27	2.11	1.99
a) Tolarence	KV	+/-0.3	+/-0.3	+/-0.3	+/-0.2	+/-0.2	+/-0.15	+/-0.15	+/-0.15	+/-0.15	+/-0.1
ELECTRICAL PROPERTIES											
a) Max. D.C. Resistance at 20°C	Ω/Km	2.144	3.409	5.430	8.620	13.700	21.800	34.600	55.400	87.600	140.000
c) Dielectric Strength Test	KV for 1 minute	2.00									
PHYSICAL PROPERTIES	----	----									
a) Tensile Strength	Mpa	⩾ 13.79									
b) Elongation	%	⩾ 300									
After Aging (136°C/168h)	---										
a) Tensile Strength	%	⩾ 80% of original									
b) Elongation	%	⩾ 80% of original									
Flame Rating		Horizontal Flame (FT 2), Vertical Flame (VW-1) - Optional									
PRINTING		E555150 AWM I A STYLE UL3271 8AWG 125°C 600 Volt AC / 750 Volt DC FT1 Svarn Infratel ROHS	E555150 AWM I A STYLE UL3271 10AWG 125°C 600 Volt AC / 750 Volt DC FT1 Svarn Infratel ROHS	E555150 AWM I A STYLE UL3271 12AWG 125°C 600 Volt AC / 750 Volt DC FT1 Svarn Infratel ROHS	E555150 AWM I A STYLE UL3271 14AWG 125°C 600 Volt AC / 750 Volt DC FT1 Svarn Infratel ROHS	E555150 AWM I A STYLE UL3271 16AWG 125°C 600 Volt AC / 750 Volt DC FT1 Svarn Infratel ROHS	E555150 AWM I A STYLE UL3271 18AWG 125°C 600 Volt AC / 750 Volt DC FT1 Svarn Infratel ROHS	E555150 AWM I A STYLE UL3271 20AWG 125°C 600 Volt AC / 750 Volt DC FT1 Svarn Infratel ROHS	E555150 AWM I A STYLE UL3271 22AWG 125°C 600 Volt AC / 750 Volt DC FT1 Svarn Infratel ROHS	E555150 AWM I A STYLE UL3271 24AWG 125°C 600 Volt AC / 750 Volt DC FT1 Svarn Infratel ROHS	E555150 AWM I A STYLE UL3271 26AWG 125°C 600 Volt AC / 750 Volt DC FT1 Svarn Infratel ROHS
Approx. Weight	Kg/km	104.2	62.8	41.9	28.5	19.8	14.2	10.4	8.0	6.3	5.2
Packing length	Mtr	310 ± 5% (Coils)	310 ± 5% (Coils)	310 ± 5% (Coils)	310 ± 5% (Coils)	310 ± 5% (Coils)	310 ± 5% (Coils)	310 ± 5% (Coils)	310 ± 5% (Coils)	310 ± 5% (Coils)	310 ± 5% (Coils)

Svarn AWM Style UL 3289 /UL 758, 8AWG to 26AWG Single Core Unsheathed, Extruded XLPE 150°C, 600V AC, 750V DC Cables



PARTICULAR	SIZE	1CX8 AWG	1CX10 AWG	1CX12 AWG	1CX14 AWG	1CX16 AWG	1CX18 AWG	1CX20 AWG	1CX22 AWG	1CX24 AWG	1CX26 AWG
APPLICABLE STANDARD		AWM Style UL 3289 /UL 758									
TYPE OF CABLE		Single Core unsheathed Cable									
TEMPRATURE RANGE	°C	150°C									
VOLTAGE GRADE	V	600V AC / 750V DC									
NO. OF CORE	No.	1									
CONDUCTOR											
a) Material	-	Annealed Bare Copper									
b) Nom. Size	AWG	8	10	12	14	16	18	20	22	24	26
c) No. of strands (Approx.)	-	133	105	65	41	26	16	10	7	7	7
d) Wire dia. (nom.)	mm	0.287 +/-0.008	0.254 +/-0.008	0.254 +/-0.008	0.254 +/-0.008	0.254 +/-0.008	0.254 +/-0.008	0.254 +/-0.008	0.254 +/-0.008	0.200 +/-0.008	0.160 +/-0.008
e) Max. D.C. Resistance at 20°C	Ω/Km	2.144	3.409	5.43	8.62	13.7	21.8	34.6	55.4	87.6	140
		Note : Conductor Area/strand diameter is a nominal figure and shall meet the required resistant value.									
INSULATION											
a) Material		Extruded XLPE compound (150°C)									
b) Nominal Thickness	mm	0.76 (30 mils)									
c) Minimum Thickness at any point	mm	0.68 (27 mils)									
d) Colour of Insulation		As per PO/ Customer Requirement									
OVERALL DIAMETER OF CABLE	mm	6.27	4.68	3.90	3.40	3.01	2.71	2.46	2.27	2.11	1.99
a) Tolarence	KV	+/-0.3	+/-0.3	+/-0.3	+/-0.2	+/-0.2	+/-0.15	+/-0.15	+/-0.15	+/-0.15	+/-0.1
ELECTRICAL PROPERTIES											
a) Max. D.C. Resistance at 20°C	Ω/Km	2.144	3.409	5.430	8.620	13.700	21.800	34.600	55.400	87.600	140.000
c) Dielectric Strength Test	KV for 1 minute	2.00									
PHYSICAL PROPERTIES	----	----									
a) Tensile Strength	Mpa	⩾ 13.79									
b) Elongation	%	⩾ 300									
After Aging (136°C/168h)	---										
a) Tensile Strength	%	⩾ 80% of original									
b) Elongation	%	⩾ 80% of original									
Flame Rating		Horizontal Flame (FT 2), Vertical Flame (VW-1) - Optional									
PRINTING		E555150 AWM I A STYLE UL3289 8AWG 150°C 600 Volt AC / 750 Volt DC FT1 Svarn Infratel ROHS	E555150 AWM I A STYLE UL3289 10AWG 150°C 600 Volt AC / 750 Volt DC FT1 Svarn Infratel ROHS	E555150 AWM I A STYLE UL3289 12AWG 150°C 600 Volt AC / 750 Volt DC FT1 Svarn Infratel ROHS	E555150 AWM I A STYLE UL3289 14AWG 150°C 600 Volt AC / 750 Volt DC FT1 Svarn Infratel ROHS	E555150 AWM I A STYLE UL3289 16AWG 150°C 600 Volt AC / 750 Volt DC FT1 Svarn Infratel ROHS	E555150 AWM I A STYLE UL3289 18AWG 150°C 600 Volt AC / 750 Volt DC FT1 Svarn Infratel ROHS	E555150 AWM I A STYLE UL3289 20AWG 150°C 600 Volt AC / 750 Volt DC FT1 Svarn Infratel ROHS	E555150 AWM I A STYLE UL3289 22AWG 150°C 600 Volt AC / 750 Volt DC FT1 Svarn Infratel ROHS	E555150 AWM I A STYLE UL3289 24AWG 150°C 600 Volt AC / 750 Volt DC FT1 Svarn Infratel ROHS	E555150 AWM I A STYLE UL3289 26AWG 150°C 600 Volt AC / 750 Volt DC FT1 Svarn Infratel ROHS
Approx. Weight	Kg/km	104.2	62.8	41.9	28.5	19.8	14.2	10.4	8.0	6.3	5.2
Packing length	Mtr	310 ± 5% (Coils)	310 ± 5% (Coils)	310 ± 5% (Coils)	310 ± 5% (Coils)	310 ± 5% (Coils)	310 ± 5% (Coils)	310 ± 5% (Coils)	310 ± 5% (Coils)	310 ± 5% (Coils)	310 ± 5% (Coils)

Svarn AWM Style UL 3321 /UL 758, 8AWG to 26AWG Single Core Unsheathed, Extruded XLPE 150°C, 600V AC, 750V DC Cables



PARTICULAR	SIZE	1CX8 AWG	1CX10 AWG	1CX12 AWG	1CX14 AWG	1CX16 AWG	1CX18 AWG	1CX20 AWG	1CX22 AWG	1CX24 AWG	1CX26 AWG
APPLICABLE STANDARD		AWM Style UL 3321 /UL 758									
TYPE OF CABLE		Single Core unsheathed Cable									
TEMPRATURE RANGE	°C	150°C									
VOLTAGE GRADE	V	600V AC / 750V DC									
NO. OF CORE	No.	1									
CONDUCTOR											
a) Material	-	Annealed Bare Copper									
b) Nom. Size	AWG	8	10	12	14	16	18	20	22	24	26
c) No. of strands (Approx.)	-	133	105	65	41	26	16	10	7	7	7
d) Wire dia. (nom.)	mm	0.287 +/-0.008	0.254 +/-0.008	0.254 +/-0.008	0.254 +/-0.008	0.254 +/-0.008	0.254 +/-0.008	0.254 +/-0.008	0.254 +/-0.008	0.200 +/-0.008	0.160 +/-0.008
e) Max. D.C. Resistance at 20°C	Ω/Km	2.144	3.409	5.43	8.62	13.7	21.8	34.6	55.4	87.6	140
		Note : Conductor Area/strand diameter is a nominal figure and shall meet the required resistant value.									
INSULATION											
a) Material		Extruded XLPE compound (150°C)									
b) Nominal Thickness	mm	0.76 (30 mils)									
c) Minimum Thickness at any point	mm	0.68 (27 mils)									
d) Colour of Insulation		As per PO/ Customer Requirement									
OVERALL DIAMETER OF CABLE	mm	6.27	4.68	3.90	3.40	3.01	2.71	2.46	2.27	2.11	1.99
a) Tolarence	KV	+/-0.3	+/-0.3	+/-0.3	+/-0.2	+/-0.2	+/-0.15	+/-0.15	+/-0.15	+/-0.15	+/-0.1
ELECTRICAL PROPERTIES											
a) Max. D.C. Resistance at 20°C	Ω/Km	2.144	3.409	5.430	8.620	13.700	21.800	34.600	55.400	87.600	140.000
c) Dielectric Strength Test	KV for 1 minute	2.00									
PHYSICAL PROPERTIES	----	----									
a) Tensile Strength	Mpa	⩾ 13.79									
b) Elongation	%	⩾ 300									
After Aging (136°C/168h)	---										
a) Tensile Strength	%	⩾ 80% of original									
b) Elongation	%	⩾ 80% of original									
Flame Rating		Horizontal Flame (FT 2), Vertical Flame (VW-1) - Optional									
PRINTING		E555150 AWM I A STYLE UL3321 8AWG 150°C 600 Volt AC / 750 Volt DC FT1 Svarn Infratel ROHS	E555150 AWM I A STYLE UL3321 10AWG 150°C 600 Volt AC / 750 Volt DC FT1 Svarn Infratel ROHS	E555150 AWM I A STYLE UL3321 12AWG 150°C 600 Volt AC / 750 Volt DC FT1 Svarn Infratel ROHS	E555150 AWM I A STYLE UL3321 14AWG 150°C 600 Volt AC / 750 Volt DC FT1 Svarn Infratel ROHS	E555150 AWM I A STYLE UL3321 16AWG 150°C 600 Volt AC / 750 Volt DC FT1 Svarn Infratel ROHS	E555150 AWM I A STYLE UL3321 18AWG 150°C 600 Volt AC / 750 Volt DC FT1 Svarn Infratel ROHS	E555150 AWM I A STYLE UL3321 20AWG 150°C 600 Volt AC / 750 Volt DC FT1 Svarn Infratel ROHS	E555150 AWM I A STYLE UL3321 22AWG 150°C 600 Volt AC / 750 Volt DC FT1 Svarn Infratel ROHS	E555150 AWM I A STYLE UL3321 24AWG 150°C 600 Volt AC / 750 Volt DC FT1 Svarn Infratel ROHS	E555150 AWM I A STYLE UL3321 26AWG 150°C 600 Volt AC / 750 Volt DC FT1 Svarn Infratel ROHS
Approx. Weight	Kg/km	104.2	62.8	41.9	28.5	19.8	14.2	10.4	8.0	6.3	5.2
Packing length	Mtr	310 ± 5% (Coils)	310 ± 5% (Coils)	310 ± 5% (Coils)	310 ± 5% (Coils)	310 ± 5% (Coils)	310 ± 5% (Coils)	310 ± 5% (Coils)	310 ± 5% (Coils)	310 ± 5% (Coils)	310 ± 5% (Coils)

Svarn AWM Style UL 3343 /UL 758, 8AWG to 26AWG Single Core Unsheathed, Extruded XLPE 125°C, 600V Cables



PARTICULAR	SIZE	1CX8 AWG	1CX10 AWG	1CX12 AWG	1CX14 AWG	1CX16 AWG	1CX18 AWG	1CX20 AWG	1CX22 AWG	1CX24 AWG	1CX26 AWG
APPLICABLE STANDARD		AWM Style UL 3343 /UL 758									
TYPE OF CABLE		Single Core unsheathed Cable									
TEMPRATURE RANGE	°C	125°C									
VOLTAGE GRADE	V	600V									
NO. OF CORE	No.	1									
CONDUCTOR											
a) Material	-	Annealed Bare Copper									
b) Nom. Size	AWG	8	10	12	14	16	18	20	22	24	26
c) No. of strands (Approx.)	-	133	105	65	41	26	16	10	7	7	7
d) Wire dia. (nom.)	mm	0.287 +/-0.008	0.254 +/-0.008	0.254 +/-0.008	0.254 +/-0.008	0.254 +/-0.008	0.254 +/-0.008	0.254 +/-0.008	0.254 +/-0.008	0.200 +/-0.008	0.160 +/-0.008
e) Max. D.C. Resistance at 20°C	Ω/Km	2.144	3.409	5.43	8.62	13.7	21.8	34.6	55.4	87.6	140
		Note : Conductor Area/strand diameter is a nominal figure and shall meet the required resistant value.									
INSULATION											
a) Material		Extruded XLPE compound (125°C)									
b) Nominal Thickness	mm	0.76 (30 mils)									
c) Minimum Thickness at any point	mm	0.68 (27 mils)									
d) Colour of Insulation		As per PO/ Customer Requirement									
OVERALL DIAMETER OF CABLE	mm	6.27	4.68	3.90	3.40	3.01	2.71	2.46	2.27	2.11	1.99
a) Tolarence	KV	+/-0.3	+/-0.3	+/-0.3	+/-0.2	+/-0.2	+/-0.15	+/-0.15	+/-0.15	+/-0.15	+/-0.1
ELECTRICAL PROPERTIES											
a) Max. D.C. Resistance at 20°C	Ω/Km	2.144	3.409	5.430	8.620	13.700	21.800	34.600	55.400	87.600	140.000
c) Dielectric Strength Test	KV for 1 minute	2.00									
PHYSICAL PROPERTIES	----	----									
a) Tensile Strength	Mpa	⩾ 13.79									
b) Elongation	%	⩾ 300									
After Aging (136°C/168h)	---										
a) Tensile Strength	%	⩾ 80% of original									
b) Elongation	%	⩾ 80% of original									
Flame Rating		Horizontal Flame (FT 2), Vertical Flame (VW-1) - Optional									
PRINTING		E555150 AWM I A STYLE UL3343 8AWG 125°C 600 Volt FT1 Svarn Infratel ROHS	E555150 AWM I A STYLE UL3343 10AWG 125°C 600 Volt FT1 Svarn Infratel ROHS	E555150 AWM I A STYLE UL3343 12AWG 125°C 600 Volt FT1 Svarn Infratel ROHS	E555150 AWM I A STYLE UL3343 14AWG 125°C 600 Volt FT1 Svarn Infratel ROHS	E555150 AWM I A STYLE UL3343 16AWG 125°C 600 Volt FT1 Svarn Infratel ROHS	E555150 AWM I A STYLE UL3343 18AWG 125°C 600 Volt FT1 Svarn Infratel ROHS	E555150 AWM I A STYLE UL3343 20AWG 125°C 600 Volt FT1 Svarn Infratel ROHS	E555150 AWM I A STYLE UL3343 22AWG 125°C 600 Volt FT1 Svarn Infratel ROHS	E555150 AWM I A STYLE UL3343 24AWG 125°C 600 Volt FT1 Svarn Infratel ROHS	E555150 AWM I A STYLE UL3343 26AWG 125°C 600 Volt FT1 Svarn Infratel ROHS
Approx. Weight	Kg/km	104.2	62.8	41.9	28.5	19.8	14.2	10.4	8.0	6.3	5.2
Packing length	Mtr	310 ± 5% (Coils)	310 ± 5% (Coils)	310 ± 5% (Coils)	310 ± 5% (Coils)	310 ± 5% (Coils)	310 ± 5% (Coils)	310 ± 5% (Coils)	310 ± 5% (Coils)	310 ± 5% (Coils)	310 ± 5% (Coils)

Svarn AWM Style UL 3456 /UL 758, 8AWG to 26AWG Single Core Unsheathed, Extruded XLPE 150°C, 600V AC, 750V DC Cables



PARTICULAR	SIZE	1CX8 AWG	1CX10 AWG	1CX12 AWG	1CX14 AWG	1CX16 AWG	1CX18 AWG	1CX20 AWG	1CX22 AWG	1CX24 AWG	1CX26 AWG
APPLICABLE STANDARD		AWM Style UL 3456 /UL 758									
TYPE OF CABLE		Single Core unsheathed Cable									
TEMPRATURE RANGE	°C	150°C									
VOLTAGE GRADE	V	600V AC / 750V DC									
NO. OF CORE	No.	1									
CONDUCTOR											
a) Material	-	Annealed Bare Copper									
b) Nom. Size	AWG	8	10	12	14	16	18	20	22	24	26
c) No. of strands (Approx.)	-	133	105	65	41	26	16	10	7	7	7
d) Wire dia. (nom.)	mm	0.287 +/-0.008	0.254 +/-0.008	0.254 +/-0.008	0.254 +/-0.008	0.254 +/-0.008	0.254 +/-0.008	0.254 +/-0.008	0.254 +/-0.008	0.200 +/-0.008	0.160 +/-0.008
e) Max. D.C. Resistance at 20°C	Ω/Km	2.144	3.409	5.43	8.62	13.7	21.8	34.6	55.4	87.6	140
		Note : Conductor Area/strand diameter is a nominal figure and shall meet the required resistant value.									
INSULATION											
a) Material		Extruded XLPE compound (150°C)									
b) Nominal Thickness	mm	0.76 (30 mils)									
c) Minimum Thickness at any point	mm	0.68 (27 mils)									
d) Colour of Insulation		As per PO/ Customer Requirement									
OVERALL DIAMETER OF CABLE	mm	6.27	4.68	3.90	3.40	3.01	2.71	2.46	2.27	2.11	1.99
a) Tolarence	KV	+/-0.3	+/-0.3	+/-0.3	+/-0.2	+/-0.2	+/-0.15	+/-0.15	+/-0.15	+/-0.15	+/-0.1
ELECTRICAL PROPERTIES											
a) Max. D.C. Resistance at 20°C	Ω/Km	2.144	3.409	5.430	8.620	13.700	21.800	34.600	55.400	87.600	140.000
c) Dielectric Strength Test	KV for 1 minute	2.00									
PHYSICAL PROPERTIES	----	----									
a) Tensile Strength	Mpa	⩾ 13.79									
b) Elongation	%	⩾ 300									
After Aging (136°C/168h)	---										
a) Tensile Strength	%	⩾ 80% of original									
b) Elongation	%	⩾ 80% of original									
Flame Rating		Horizontal Flame (FT 2), Vertical Flame (VW-1) - Optional									
PRINTING		E555150 AWM I A STYLE UL3456 8AWG 150°C 600 Volt AC / 750 Volt DC FT1 Svarn Infratel ROHS	E555150 AWM I A STYLE UL3456 8AWG 150°C 600 Volt AC / 750 Volt DC FT1 Svarn Infratel ROHS	E555150 AWM I A STYLE UL3456 8AWG 150°C 600 Volt AC / 750 Volt DC FT1 Svarn Infratel ROHS	E555150 AWM I A STYLE UL3456 8AWG 150°C 600 Volt AC / 750 Volt DC FT1 Svarn Infratel ROHS	E555150 AWM I A STYLE UL3456 8AWG 150°C 600 Volt AC / 750 Volt DC FT1 Svarn Infratel ROHS	E555150 AWM I A STYLE UL3456 8AWG 150°C 600 Volt AC / 750 Volt DC FT1 Svarn Infratel ROHS	E555150 AWM I A STYLE UL3456 8AWG 150°C 600 Volt AC / 750 Volt DC FT1 Svarn Infratel ROHS	E555150 AWM I A STYLE UL3456 8AWG 150°C 600 Volt AC / 750 Volt DC FT1 Svarn Infratel ROHS	E555150 AWM I A STYLE UL3456 8AWG 150°C 600 Volt AC / 750 Volt DC FT1 Svarn Infratel ROHS	E555150 AWM I A STYLE UL3456 8AWG 150°C 600 Volt AC / 750 Volt DC FT1 Svarn Infratel ROHS
Approx. Weight	Kg/km	106.9	64.3	41.9	28.5	19.8	14.2	10.4	8.0	6.3	5.2
Packing length	Mtr	310 ± 5% (Coils)	310 ± 5% (Coils)	310 ± 5% (Coils)	310 ± 5% (Coils)	310 ± 5% (Coils)	310 ± 5% (Coils)	310 ± 5% (Coils)	310 ± 5% (Coils)	310 ± 5% (Coils)	310 ± 5% (Coils)

Svarn AWM Style UL 3173 /UL 758, 10AWG to 26AWG Single Core Unsheathed, Extruded XLPE 125°C, 600V Cables



PARTICULAR	SIZE	1CX10 AWG	1CX12 AWG	1CX14 AWG	1CX16 AWG	1CX18 AWG	1CX20 AWG	1CX22 AWG	1CX24 AWG	1CX26 AWG
APPLICABLE STANDARD		AWM Style UL 3173 /UL 758								
TYPE OF CABLE		Single Core unsheathed Cable								
TEMPRATURE RANGE	°C	125°C								
VOLTAGE GRADE	V	600V								
NO. OF CORE	No.	1								
CONDUCTOR										
a) Material	-	Annealed Bare Copper								
b) Nom. Size	AWG	10	12	14	16	18	20	22	24	26
c) No. of strands (Approx.)	-	105	65	41	26	16	10	7	7	7
d) Wire dia. (nom.)	mm	0.254 +/-0.008	0.254 +/-0.008	0.254 +/-0.008	0.254 +/-0.008	0.254 +/-0.008	0.254 +/-0.008	0.254 +/-0.008	0.200 +/-0.008	0.160 +/-0.008
e) Max. D.C. Resistance at 20°C	Ω/Km	3.409	5.43	8.62	13.7	21.8	34.6	55.4	87.6	140
		Note : Conductor Area/strand diameter is a nominal figure and shall meet the required resistant value.								
INSULATION										
a) Material		Extruded XLPE compound (125°C)								
b) Nominal Thickness	mm	0.76 (30 mils)								
c) Minimum Thickness at any point	mm	0.68 (27 mils)								
d) Colour of Insulation		As per PO/ Customer Requirement								
OVERALL DIAMETER OF CABLE	mm	5.08	4.71	3.40	3.01	2.71	2.46	2.27	2.11	1.99
a) Tolarence	KV	+/-0.3	+/-0.3	+/-0.2	+/-0.2	+/-0.15	+/-0.15	+/-0.15	+/-0.15	+/-0.1
ELECTRICAL PROPERTIES										
a) Max. D.C. Resistance at 20°C	Ω/Km	3.409	5.430	8.620	13.700	21.800	34.600	55.400	87.600	140.00
c) Dielectric Strength Test	KV for 1 minute	2.00								
PHYSICAL PROPERTIES	----	----								
a) Tensile Strength	Mpa	⩾ 13.79								
b) Elongation	%	⩾ 300								
After Aging (136°C/168h)	---									
a) Tensile Strength	%	⩾ 80% of original								
b) Elongation	%	⩾ 80% of original								
Flame Rating		Horizontal Flame (FT 2), Vertical Flame (VW-1) - Optional								
PRINTING		E555150 AWM I A STYLE UL3173 10AWG 125°C 600 Volt FT1 Svarn Infratel ROHS	E555150 AWM I A STYLE UL3173 12AWG 125°C 600 Volt FT1 Svarn Infratel ROHS	E555150 AWM I A STYLE UL3173 14AWG 125°C 600 Volt FT1 Svarn Infratel ROHS	E555150 AWM I A STYLE UL3173 16AWG 125°C 600 Volt FT1 Svarn Infratel ROHS	E555150 AWM I A STYLE UL3173 18AWG 125°C 600 Volt FT1 Svarn Infratel ROHS	E555150 AWM I A STYLE UL3173 20AWG 125°C 600 Volt FT1 Svarn Infratel ROHS	E555150 AWM I A STYLE UL3173 22AWG 125°C 600 Volt FT1 Svarn Infratel ROHS	E555150 AWM I A STYLE UL3173 24AWG 125°C 600 Volt FT1 Svarn Infratel ROHS	E555150 AWM I A STYLE UL3173 26AWG 125°C 600 Volt FT1 Svarn Infratel ROHS
Approx. Weight	Kg/km	62.8	41.9	28.5	19.8	14.2	10.4	8.0	6.3	5.2
Packing length	Mtr	310 ± 5% (Coils)	310 ± 5% (Coils)	310 ± 5% (Coils)	310 ± 5% (Coils)	310 ± 5% (Coils)	310 ± 5% (Coils)	310 ± 5% (Coils)	310 ± 5% (Coils)	310 ± 5% (Coils)

Svarn AWM Style UL 3266 /UL 758, 10AWG to 26AWG Single Core Unsheathed, Extruded XLPE 125°C, 300V Cables



PARTICULAR	SIZE	1CX10 AWG	1CX12 AWG	1CX14 AWG	1CX16 AWG	1CX18 AWG	1CX20 AWG	1CX22 AWG	1CX24 AWG	1CX26 AWG
APPLICABLE STANDARD		AWM Style UL 3266 /UL 758								
TYPE OF CABLE		Single Core unsheathed Cable								
TEMPRATURE RANGE	°C	125°C								
VOLTAGE GRADE	V	300V								
NO. OF CORE	No.	1								
CONDUCTOR										
a) Material	-	Annealed Bare Copper								
b) Nom. Size	AWG	10	12	14	16	18	20	22	24	26
c) No. of strands (Approx.)	-	105	65	41	26	16	10	7	7	7
d) Wire dia. (nom.)	mm	0.254 +/-0.008	0.254 +/-0.008	0.254 +/-0.008	0.254 +/-0.008	0.254 +/-0.008	0.254 +/-0.008	0.254 +/-0.008	0.200 +/-0.008	0.160 +/-0.008
e) Max. D.C. Resistance at 20°C	Ω/Km	3.409	5.43	8.62	13.7	21.8	34.6	55.4	87.6	140
		Note : Conductor Area/strand diameter is a nominal figure and shall meet the required resistant value.								
INSULATION										
a) Material		Extruded XLPE compound (125°C)								
b) Nominal Thickness	mm	0.38 (15 mils)								
c) Minimum Thickness at any point	mm	0.33 (13 mils)								
d) Colour of Insulation		As per PO/ Customer Requirement								
OVERALL DIAMETER OF CABLE	mm	3.92	3.14	2.64	2.25	1.95	1.70	1.51	1.35	1.23
a) Tolarence	KV	+/-0.3	+/-0.3	+/-0.2	+/-0.2	+/-0.15	+/-0.15	+/-0.15	+/-0.15	+/-0.1
ELECTRICAL PROPERTIES										
a) Max. D.C. Resistance at 20°C	Ω/Km	3.409	5.430	8.620	13.700	21.800	34.600	55.400	87.600	140.00
c) Dielectric Strength Test	KV for 1 minute	2.00								
PHYSICAL PROPERTIES	----	----								
a) Tensile Strength	Mpa	⩾ 13.79								
b) Elongation	%	⩾ 300								
After Aging (136°C/168h)	---									
a) Tensile Strength	%	⩾ 80% of original								
b) Elongation	%	⩾ 80% of original								
Flame Rating		Horizontal Flame (FT 2), Vertical Flame (VW-1) - Optional								
PRINTING		E555150 AWM I A STYLE UL3266 10AWG 125°C 300 Volt FT1 Svarn Infratel ROHS	E555150 AWM I A STYLE UL3266 12AWG 125°C 300 Volt FT1 Svarn Infratel ROHS	E555150 AWM I A STYLE UL3266 14AWG 125°C 300 Volt FT1 Svarn Infratel ROHS	E555150 AWM I A STYLE UL3266 16AWG 125°C 300 Volt FT1 Svarn Infratel ROHS	E555150 AWM I A STYLE UL3266 18AWG 125°C 300 Volt FT1 Svarn Infratel ROHS	E555150 AWM I A STYLE UL3266 20AWG 125°C 300 Volt FT1 Svarn Infratel ROHS	E555150 AWM I A STYLE UL3266 22AWG 125°C 300 Volt FT1 Svarn Infratel ROHS	E555150 AWM I A STYLE UL3266 24AWG 125°C 300 Volt FT1 Svarn Infratel ROHS	E555150 AWM I A STYLE UL3266 26AWG 125°C 300 Volt FT1 Svarn Infratel ROHS
Approx. Weight	Kg/km	54.0	34.6	22.3	14.5	9.7	6.5	4.4	3.1	2.2
Packing length	Mtr	310 ± 5% (Coils)	310 ± 5% (Coils)	310 ± 5% (Coils)	310 ± 5% (Coils)	310 ± 5% (Coils)	310 ± 5% (Coils)	310 ± 5% (Coils)	310 ± 5% (Coils)	310 ± 5% (Coils)

Svarn AWM Style UL 3290 /UL 758, 10AWG to 26AWG Single Core Unsheathed, Extruded XLPE 125°C, 600V Cables



PARTICULAR	SIZE	1CX10 AWG	1CX12 AWG	1CX14 AWG	1CX16 AWG	1CX18 AWG	1CX20 AWG	1CX22 AWG	1CX24 AWG	1CX26 AWG
APPLICABLE STANDARD		AWM Style UL 3290 /UL 758								
TYPE OF CABLE		Single Core unsheathed Cable								
TEMPRATURE RANGE	°C	125°C								
VOLTAGE GRADE	V	600V								
NO. OF CORE	No.	1								
CONDUCTOR										
a) Material	-	Annealed Bare Copper								
b) Nom. Size	AWG	10	12	14	16	18	20	22	24	26
c) No. of strands (Approx.)	-	105	65	41	26	16	10	7	7	7
d) Wire dia. (nom.)	mm	0.254 +/-0.008	0.254 +/-0.008	0.254 +/-0.008	0.254 +/-0.008	0.254 +/-0.008	0.254 +/-0.008	0.254 +/-0.008	0.200 +/-0.008	0.160 +/-0.008
e) Max. D.C. Resistance at 20°C	Ω/Km	3.409	5.43	8.62	13.7	21.8	34.6	55.4	87.6	140
		Note : Conductor Area/strand diameter is a nominal figure and shall meet the required resistant value.								
INSULATION										
a) Material		Extruded XLPE compound (125°C)								
b) Nominal Thickness	mm	1.52 (60 mils)								
c) Minimum Thickness at any point	mm	1.37 (54 mils)								
d) Colour of Insulation		As per PO/ Customer Requirement								
OVERALL DIAMETER OF CABLE	mm	6.21	5.42	4.93	4.54	4.23	3.99	3.79	3.64	3.52
a) Tolarence	KV	+/-0.3	+/-0.3	+/-0.2	+/-0.2	+/-0.15	+/-0.15	+/-0.15	+/-0.15	+/-0.1
ELECTRICAL PROPERTIES										
a) Max. D.C. Resistance at 20°C	Ω/Km	3.409	5.430	8.620	13.700	21.800	34.600	55.400	87.600	140.00
c) Dielectric Strength Test	KV for 1 minute	2.00								
PHYSICAL PROPERTIES	----	----								
a) Tensile Strength	Mpa	⩾ 13.79								
b) Elongation	%	⩾ 300								
After Aging (136°C/168h)	---									
a) Tensile Strength	%	⩾ 80% of original								
b) Elongation	%	⩾ 80% of original								
Flame Rating		Horizontal Flame (FT 2), Vertical Flame (VW-1) - Optional								
PRINTING		E555150 AWM I A STYLE UL3290 10AWG 125°C 600 Volt FT1 Svarn Infratel ROHS	E555150 AWM I A STYLE UL3290 12AWG 125°C 600 Volt FT1 Svarn Infratel ROHS	E555150 AWM I A STYLE UL3290 14AWG 125°C 600 Volt FT1 Svarn Infratel ROHS	E555150 AWM I A STYLE UL3290 16AWG 125°C 600 Volt FT1 Svarn Infratel ROHS	E555150 AWM I A STYLE UL3290 10AWG 125°C 600 Volt FT1 Svarn Infratel ROHS	E555150 AWM I A STYLE UL3290 18AWG 125°C 600 Volt FT1 Svarn Infratel ROHS	E555150 AWM I A STYLE UL3290 20AWG 125°C 600 Volt FT1 Svarn Infratel ROHS	E555150 AWM I A STYLE UL3290 22AWG 125°C 600 Volt FT1 Svarn Infratel ROHS	E555150 AWM I A STYLE UL3290 24AWG 125°C 600 Volt FT1 Svarn Infratel ROHS
Approx. Weight	Kg/km	62.8	41.9	28.5	19.8	14.2	10.4	8.0	6.3	5.2
Packing length	Mtr	310 ± 5% (Coils)	310 ± 5% (Coils)	310 ± 5% (Coils)	310 ± 5% (Coils)	310 ± 5% (Coils)	310 ± 5% (Coils)	310 ± 5% (Coils)	310 ± 5% (Coils)	310 ± 5% (Coils)

Svarn AWM Style UL 3385 /UL 758, 10AWG to 26AWG Single Core Unsheathed, Extruded XLPE 105°C, 300V Cables



PARTICULAR	SIZE	1CX10 AWG	1CX12 AWG	1CX14 AWG	1CX16 AWG	1CX18 AWG	1CX20 AWG	1CX22 AWG	1CX24 AWG	1CX26 AWG
APPLICABLE STANDARD		AWM Style UL 3385 /UL 758								
TYPE OF CABLE		Single Core unsheathed Cable								
TEMPRATURE RANGE	°C	105°C								
VOLTAGE GRADE	V	300V								
NO. OF CORE	No.	1								
CONDUCTOR										
a) Material	-	Annealed Bare Copper								
b) Nom. Size	AWG	10	12	14	16	18	20	22	24	26
c) No. of strands (Approx.)	-	105	65	41	26	16	10	7	7	7
d) Wire dia. (nom.)	mm	0.254 +/-0.008	0.254 +/-0.008	0.254 +/-0.008	0.254 +/-0.008	0.254 +/-0.008	0.254 +/-0.008	0.254 +/-0.008	0.200 +/-0.008	0.160 +/-0.008
e) Max. D.C. Resistance at 20°C	Ω/Km	3.409	5.43	8.62	13.7	21.8	34.6	55.4	87.6	140
		Note : Conductor Area/strand diameter is a nominal figure and shall meet the required resistant value.								
INSULATION										
a) Material		Extruded XLPE compound (105°C)								
b) Nominal Thickness	mm	0.38 (15 mils)								
c) Minimum Thickness at any point	mm	0.33 (13 mils)								
d) Colour of Insulation		As per PO/ Customer Requirement								
OVERALL DIAMETER OF CABLE	mm	3.92	3.14	2.64	2.25	1.95	1.70	1.51	1.35	1.23
a) Tolarence	KV	+/-0.3	+/-0.3	+/-0.2	+/-0.2	+/-0.15	+/-0.15	+/-0.15	+/-0.15	+/-0.1
ELECTRICAL PROPERTIES										
a) Max. D.C. Resistance at 20°C	Ω/Km	3.409	5.430	8.620	13.700	21.800	34.600	55.400	87.600	140.00
c) Dielectric Strength Test	KV for 1 minute	2.00								
PHYSICAL PROPERTIES	----	----								
a) Tensile Strength	Mpa	⩾ 10.30								
b) Elongation	%	⩾ 150								
After Aging (136°C/168h)	---									
a) Tensile Strength	%	⩾ 70% of original								
b) Elongation	%	⩾ 45% of original								
Flame Rating		Horizontal Flame (FT 2), Vertical Flame (VW-1) - Optional								
PRINTING		E555150 AWM I A STYLE UL3385 10AWG 105°C 300 Volt FT1 Svarn Infratel ROHS	E555150 AWM I A STYLE UL3385 12AWG 105°C 300 Volt FT1 Svarn Infratel ROHS	E555150 AWM I A STYLE UL3385 14AWG 105°C 300 Volt FT1 Svarn Infratel ROHS	E555150 AWM I A STYLE UL3385 16AWG 105°C 300 Volt FT1 Svarn Infratel ROHS	E555150 AWM I A STYLE UL3385 18AWG 105°C 300 Volt FT1 Svarn Infratel ROHS	E555150 AWM I A STYLE UL3385 20AWG 105°C 300 Volt FT1 Svarn Infratel ROHS	E555150 AWM I A STYLE UL3385 22AWG 105°C 300 Volt FT1 Svarn Infratel ROHS	E555150 AWM I A STYLE UL3385 24AWG 105°C 300 Volt FT1 Svarn Infratel ROHS	E555150 AWM I A STYLE UL3385 26AWG 105°C 300 Volt FT1 Svarn Infratel ROHS
Approx. Weight	Kg/km	54.0	34.6	22.3	14.5	9.7	6.5	4.4	3.1	2.2
Packing length	Mtr	310 ± 5% (Coils)	310 ± 5% (Coils)	310 ± 5% (Coils)	310 ± 5% (Coils)	310 ± 5% (Coils)	310 ± 5% (Coils)	310 ± 5% (Coils)	310 ± 5% (Coils)	310 ± 5% (Coils)

Svarn AWM Style UL 3398 /UL 758, 10AWG to 26AWG Single Core Unsheathed, Extruded XLPE 150°C, 300V Cables



PARTICULAR	SIZE	1CX10 AWG	1CX12 AWG	1CX14 AWG	1CX16AWG	1CX18 AWG	1CX20 AWG	1CX22 AWG	1CX24 AWG	1CX26 AWG
APPLICABLE STANDARD		AWM Style UL 3398 /UL 758								
TYPE OF CABLE		Single Core unsheathed Cable								
TEMPRATURE RANGE	°C	150°C								
VOLTAGE GRADE	V	300V								
NO. OF CORE	No.	1								
CONDUCTOR										
a) Material	-	Annealed Bare Copper								
b) Nom. Size	AWG	10	12	14	16	18	20	22	24	26
c) No. of strands (Approx.)	-	105	65	41	26	16	10	7	7	7
d) Wire dia. (nom.)	mm	0.254 +/-0.008	0.254 +/-0.008	0.254 +/-0.008	0.254 +/-0.008	0.254 +/-0.008	0.254 +/-0.008	0.254 +/-0.008	0.200 +/-0.008	0.160 +/-0.008
e) Max. D.C. Resistance at 20°C	Ω/Km	3.409	5.43	8.62	13.7	21.8	34.6	55.4	87.6	140
		Note : Conductor Area/strand diameter is a nominal figure and shall meet the required resistant value.								
INSULATION										
a) Material		Extruded XLPE compound (150°C)								
b) Nominal Thickness	mm	0.38 (15 mils)								
c) Minimum Thickness at any point	mm	0.33 (13 mils)								
d) Colour of Insulation		As per PO/ Customer Requirement								
OVERALL DIAMETER OF CABLE	mm	3.92	3.14	2.64	2.25	1.95	1.70	1.51	1.35	1.23
a) Tolarence	KV	+/-0.3	+/-0.3	+/-0.2	+/-0.2	+/-0.15	+/-0.15	+/-0.15	+/-0.15	+/-0.1
ELECTRICAL PROPERTIES										
a) Max. D.C. Resistance at 20°C	Ω/Km	3.409	5.430	8.620	13.700	21.800	34.600	55.400	87.600	140.00
c) Dielectric Strength Test	KV for 1 minute	2.00								
PHYSICAL PROPERTIES	----	----								
a) Tensile Strength	Mpa	⩾ 13.79								
b) Elongation	%	⩾ 300								
After Aging (136°C/168h)	---									
a) Tensile Strength	%	⩾ 80% of original								
b) Elongation	%	⩾ 80% of original								
Flame Rating		Horizontal Flame (FT 2), Vertical Flame (VW-1) - Optional								
PRINTING		E555150 AWM I A STYLE UL3398 10AWG 150°C 300 Volt FT1 Svarn Infratel ROHS	E555150 AWM I A STYLE UL3398 12AWG 150°C 300 Volt FT1 Svarn Infratel ROHS	E555150 AWM I A STYLE UL3398 14AWG 150°C 300 Volt FT1 Svarn Infratel ROHS	E555150 AWM I A STYLE UL3398 16AWG 150°C 300 Volt FT1 Svarn Infratel ROHS	E555150 AWM I A STYLE UL3398 18AWG 150°C 300 Volt FT1 Svarn Infratel ROHS	E555150 AWM I A STYLE UL3398 20AWG 150°C 300 Volt FT1 Svarn Infratel ROHS	E555150 AWM I A STYLE UL3398 22AWG 150°C 300 Volt FT1 Svarn Infratel ROHS	E555150 AWM I A STYLE UL3398 24AWG 150°C 300 Volt FT1 Svarn Infratel ROHS	E555150 AWM I A STYLE UL3398 26AWG 150°C 300 Volt FT1 Svarn Infratel ROHS
Approx. Weight	Kg/km	57.5	36.3	23.6	15.6	10.5	7.1	5.0	3.5	2.6
Packing length	Mtr	310 ± 5% (Coils)	310 ± 5% (Coils)	310 ± 5% (Coils)	310 ± 5% (Coils)	310 ± 5% (Coils)	310 ± 5% (Coils)	310 ± 5% (Coils)	310 ± 5% (Coils)	310 ± 5% (Coils)

Svarn
AWM Style UL 3766 /UL 758, 16AWG to 26AWG Single Core Unsheathed, Extruded XLPE, 150°C, 300V Cables



PARTICULAR	SIZE	1CX16 AWG	1CX18 AWG	1CX20 AWG	1CX22 AWG	1CX24 AWG	1CX26 AWG
APPLICABLE STANDARD		AWM Style UL 3766 /UL 758					
TYPE OF CABLE		Single Core unsheathed Cable					
TEMPRATURE RANGE	°C	150°C					
VOLTAGE GRADE	V	300V					
NO. OF CORE	No.	1					
CONDUCTOR							
a) Material	-	Annealed Bare Copper					
b) Nom. Size	AWG	16	18	20	22	24	26
c) No. of strands (Approx.)	-	26	16	10	7	7	7
d) Wire dia. (nom.)	mm	0.254 +/-0.008	0.254 +/-0.008	0.254 +/-0.008	0.254 +/-0.008	0.200 +/-0.008	0.160 +/-0.008
e) Max. D.C. Resistance at 20°C	Ω/Km	13.7	21.8	34.6	55.4	87.6	140
Note : Conductor Area/strand diameter is a nominal figure and shall meet the required resistant value.							
INSULATION							
a) Material		Extruded XLPE compound (150°C)					
b) Nominal Thickness	mm	0.45 (18 mils)					
c) Minimum Thickness at any point	mm	0.40 (16 mils)					
d) Colour of Insulation		As per PO/ Customer Requirement					
OVERALL DIAMETER OF CABLE	mm	2.40	2.10	1.85	1.66	1.50	1.38
a) Tolarence	KV	+/-0.2	+/-0.15	+/-0.15	+/-0.15	+/-0.15	+/-0.1
ELECTRICAL PROPERTIES							
a) Max. D.C. Resistance at 20°C	Ω/Km	13.700	21.800	34.600	55.400	87.600	140.000
c) Dielectric Strength Test	KV for 1 min	2.00					
PHYSICAL PROPERTIES	----	----					
a) Tensile Strength	Mpa	⩾ 13.79					
b) Elongation	%	⩾ 300					
After Aging (136°C/168h)	---						
a) Tensile Strength	%	⩾ 80% of original					
b) Elongation	%	⩾ 80% of original					
Flame Rating		Horizontal Flame (FT 2), Vertical Flame (VW-1) - Optional					
PRINTING		E555150 AWM I A STYLE UL3766 16AWG 150°C 300 Volt FT1 Svarn Infratel ROHS	E555150 AWM I A STYLE UL3766 18AWG 150°C 300 Volt FT1 Svarn Infratel ROHS	E555150 AWM I A STYLE UL3766 20AWG 150°C 300 Volt FT1 Svarn Infratel ROHS	E555150 AWM I A STYLE UL3766 22AWG 150°C 300 Volt FT1 Svarn Infratel ROHS	E555150 AWM I A STYLE UL3766 24AWG 150°C 300 Volt FT1 Svarn Infratel ROHS	E555150 AWM I A STYLE UL3766 26AWG 150°C 300 Volt FT1 Svarn Infratel ROHS
Approx. Weight	Kg/km	16.3	11.1	7.7	5.5	4.0	3.0
Packing length	Mtr	310 ± 5% (Coils)	310 ± 5% (Coils)	310 ± 5% (Coils)	310 ± 5% (Coils)	310 ± 5% (Coils)	310 ± 5% (Coils)

Svarn
AWM Style UL 3196 /UL 758, 2, 4, & 6 AWG Single Core Unsheathed, Extruded XLPE, 125°C, 600V Cables



PARTICULAR	SIZE	1CX2 AWG	1CX4 AWG	1CX6 AWG
APPLICABLE STANDARD		AWM Style UL 3196 /UL 758		
TYPE OF CABLE		Single Core unsheathed Cable		
TEMPRATURE RANGE	°C	125°C		
VOLTAGE GRADE	V	600V		
NO. OF CORE	No.	1		
CONDUCTOR				
a) Material	-	Annealed Bare Copper		
b) Nom. Size	AWG	2	4	6
c) No. of strands (Approx.)	-	665	418	263
d) Wire dia. (nom.)	mm	0.160 +/-0.008	0.200 +/-0.008	0.254 +/-0.008
e) Max. D.C. Resistance at 20°C	Ω/Km	0.5335	0.8481	1.348
Note : Conductor Area/strand diameter is a nominal figure and shall meet the required resistant value.				
INSULATION				
a) Material		Extruded XLPE compound (125°C)		
b) Nominal Thickness	mm	1.52 (60 mils)		
c) Minimum Thickness at any point	mm	0.68 (54 mils)		
d) Colour of Insulation		As per PO/ Customer Requirement		
OVERALL DIAMETER OF CABLE	mm	11.09	9.42	8.11
a) Tolarence	KV	+/-0.1	+/-0.15	+/-0.3
ELECTRICAL PROPERTIES				
a) Max. D.C. Resistance at 20°C	Ω/Km	0.5335	0.8481	1.348
c) Dielectric Strength Test	KV for 1 min	2.00		
PHYSICAL PROPERTIES	----	----		
a) Tensile Strength	Mpa	⩾ 13.79		
b) Elongation	%	⩾ 300		
After Aging (136°C/168h)	---			
a) Tensile Strength	%	⩾ 80% of original		
b) Elongation	%	⩾ 80% of original		
Flame Rating		Horizontal Flame (FT 2), Vertical Flame (VW-1) - Optional		
PRINTING		E555150 AWM I A STYLE UL3196 2AWG 125°C 600 Volt FT1 Svarn Infratel ROHS	E555150 AWM I A STYLE UL3196 4AWG 125°C 600 Volt FT1 Svarn Infratel ROHS	E555150 AWM I A STYLE UL3196 6AWG 125°C 600 Volt FT1 Svarn Infratel ROHS
Approx. Weight	Kg/km	391.1	257.8	62.8
Packing length	Mtr	310 ± 5% (Coils)	310 ± 5% (Coils)	310 ± 5% (Coils)

Svarn AWM Style UL 1007 /UL 758, 8AWG to 26AWG Single Core Unsheathed, Extruded PVC 80°C, 300V Cables



PARTICULAR	SIZE	1CX8 AWG	1CX10 AWG	1CX12 AWG	1CX14 AWG	1CX16 AWG	1CX18 AWG	1CX20 AWG	1CX22 AWG	1CX24 AWG	1CX26 AWG
APPLICABLE STANDARD		AWM Style UL 1007 /UL 758									
TYPE OF CABLE		Single Core unsheathed Cable									
TEMPRATURE RANGE	°C	80°C									
VOLTAGE GRADE	V	300V									
NO. OF CORE	No.	1									
CONDUCTOR											
a) Material	-	Annealed Bare Copper									
b) Nom. Size	AWG	8	10	12	14	16	18	20	22	24	26
c) No. of strands (Approx.)	-	133	105	65	41	26	16	10	7	7	7
d) Wire dia. (nom.)	mm	0.287 +/-0.008	0.254 +/-0.008	0.254 +/-0.008	0.254 +/-0.008	0.254 +/-0.008	0.254 +/-0.008	0.254 +/-0.008	0.254 +/-0.008	0.2 +/-0.008	0.16 +/-0.008
e) Max. D.C. Resistance at 20°C	Ω/Km	2.23	3.5	5.64	8.96	14.6	23.2	36.7	59.4	94.2	150
		Note : Conductor Area/strand diameter is a nominal figure and shall meet the required resistant value.									
INSULATION											
a) Material		Extruded PVC compound (80°C)									
b) Nominal Thickness	mm	0.38 (15 mils)									
c) Minimum Thickness at any point	mm	0.33 (13 mils)									
d) Colour of Insulation		As per PO/ Customer Requirement									
OVERALL DIAMETER OF CABLE	mm	4.52	3.76	3.12	2.63	2.23	1.93	1.70	1.50	1.35	1.23
a) Tolarence	KV	+/-0.3	+/-0.3	+/-0.3	+/-0.2	+/-0.2	+/-0.15	+/-0.15	+/-0.15	+/-0.15	+/-0.1
ELECTRICAL PROPERTIES											
a) Max. D.C. Resistance at 20°C	Ω/Km	2.23	3.50								150.00
c) Dielectric Strength Test	KV for 1 minute	2.00									
PHYSICAL PROPERTIES	----	----									
a) Tensile Strength	Mpa	⩾ 10.30									
b) Elongation	%	⩾ 100									
After Aging (136°C/168h)	---										
a) Tensile Strength	%	⩾ 70% of original									
b) Elongation	%	⩾ 65% of original									
Flame Rating		Horizontal Flame Test (FT 2), Vertical Flame Test (VW-1) - Optional									
PRINTING		E555150 AWM I A STYLE UL1007 8AWG 80°C 300 Volt FT1 Svarn Infratel ROHS	E555150 AWM I A STYLE UL1007 10AWG 80°C 300 Volt FT1 Svarn Infratel ROHS	E555150 AWM I A STYLE UL1007 12AWG 80°C 300 Volt FT1 Svarn Infratel ROHS	E555150 AWM I A STYLE UL1007 14AWG 80°C 300 Volt FT1 Svarn Infratel ROHS	E555150 AWM I A STYLE UL1007 16AWG 80°C 300 Volt FT1 Svarn Infratel ROHS	E555150 AWM I A STYLE UL1007 18AWG 80°C 300 Volt FT1 Svarn Infratel ROHS	E555150 AWM I A STYLE UL1007 20AWG 80°C 300 Volt FT1 Svarn Infratel ROHS	E555150 AWM I A STYLE UL1007 22AWG 80°C 300 Volt FT1 Svarn Infratel ROHS	E555150 AWM I A STYLE UL1007 24AWG 80°C 300 Volt FT1 Svarn Infratel ROHS	E555150 AWM I A STYLE UL1007 26AWG 80°C 300 Volt FT1 Svarn Infratel ROHS
Approx. Weight	Kg/km	88.0	57.3	36.7	24.0	15.6	10.5	7.4	5.1	3.8	2.8
Packing length	Mtr	310 ± 5% (Coils)	310 ± 5% (Coils)	310 ± 5% (Coils)	310 ± 5% (Coils)	310 ± 5% (Coils)	310 ± 5% (Coils)	310 ± 5% (Coils)	310 ± 5% (Coils)	310 ± 5% (Coils)	310 ± 5% (Coils)

Svarn AWM Style UL 1015 /UL 758, 8AWG to 26AWG Single Core Unsheathed, Extruded PVC 80°C, 90°C, 105°C, 600V AC / 750V DC Cables



PARTICULAR	SIZE	1CX8 AWG	1CX10 AWG	1CX12 AWG	1CX14 AWG	1CX16 AWG	1CX18 AWG	1CX20 AWG	1CX22 AWG	1CX24 AWG	1CX26 AWG
APPLICABLE STANDARD		AWM Style UL 1015 /UL 758									
TYPE OF CABLE		Single Core unsheathed Cable									
TEMPRATURE RANGE	°C	80°C, 90°C, 105°C									
VOLTAGE GRADE	V	600V AC / 750V DC									
NO. OF CORE	No.	1									
CONDUCTOR											
a) Material	-	Annealed Bare Copper									
b) Nom. Size	AWG	8	10	12	14	16	18	20	22	24	26
c) No. of strands (Approx.)	-	133	105	65	41	26	16	10	7	7	7
d) Wire dia. (nom.)	mm	0.287 +/-0.008	0.254 +/-0.008	0.254 +/-0.008	0.254 +/-0.008	0.254 +/-0.008	0.254 +/-0.008	0.254 +/-0.008	0.254 +/-0.008	0.2 +/-0.008	0.16 +/-0.008
e) Max. D.C. Resistance at 20°C	Ω/Km	2.23	3.5	5.64	8.96	14.6	23.2	36.7	59.4	94.2	150
		Note : Conductor Area/strand diameter is a nominal figure and shall meet the required resistant value.									
INSULATION											
a) Material		Extruded PVC compound (105°C)									
b) Nominal Thickness	mm	0.76 (30 mils)			0.38 (15 mils)						
c) Minimum Thickness at any point	mm	0.685 (27 mils)			0.33 (13 mils)						
d) Colour of Insulation		As per PO/ Customer Requirement									
OVERALL DIAMETER OF CABLE	mm	5.28	3.76	3.12	2.63	2.23	1.93	1.70	1.50	1.35	1.23
a) Tolarence	KV	+/-0.3	+/-0.3	+/-0.3	+/-0.2	+/-0.2	+/-0.15	+/-0.15	+/-0.15	+/-0.15	+/-0.1
ELECTRICAL PROPERTIES											
a) Max. D.C. Resistance at 20°C	Ω/Km	2.23	3.50	5.64	8.96	14.60	23.20	36.70	59.40	94.20	150.00
c) Dielectric Strength Test	KV for 1 minute	2.00									
PHYSICAL PROPERTIES	----	----									
a) Tensile Strength	Mpa	⩾ 10.30									
b) Elongation	%	⩾ 100									
After Aging (136°C/168h)	---										
a) Tensile Strength	%	⩾ 70% of original									
b) Elongation	%	⩾ 65% of original									
Flame Rating											
PRINTING		E555150 AWM I A STYLE UL1015 8AWG 105°C 600 Volt AC / 750 Volt DC FT1 Svarn Infratel ROHS	E555150 AWM I A STYLE UL1015 10AWG 105°C 600 Volt AC / 750 Volt DC FT1 Svarn Infratel ROHS	E555150 AWM I A STYLE UL1015 12AWG 105°C 600 Volt AC / 750 Volt DC FT1 Svarn Infratel ROHS	E555150 AWM I A STYLE UL1015 14AWG 105°C 600 Volt AC / 750 Volt DC FT1 Svarn Infratel ROHS	E555150 AWM I A STYLE UL1015 16AWG 105°C 600 Volt AC / 750 Volt DC FT1 Svarn Infratel ROHS	E555150 AWM I A STYLE UL1015 18AWG 105°C 600 Volt AC / 750 Volt DC FT1 Svarn Infratel ROHS	E555150 AWM I A STYLE UL1015 20AWG 105°C 600 Volt AC / 750 Volt DC FT1 Svarn Infratel ROHS	E555150 AWM I A STYLE UL1015 22AWG 105°C 600 Volt AC / 750 Volt DC FT1 Svarn Infratel ROHS	E555150 AWM I A STYLE UL1015 24AWG 105°C 600 Volt AC / 750 Volt DC FT1 Svarn Infratel ROHS	E555150 AWM I A STYLE UL1015 26AWG 105°C 600 Volt AC / 750 Volt DC FT1 Svarn Infratel ROHS
Approx. Weight	Kg/km	96.9	57.3	36.7	24.0	15.6	10.5	7.4	5.1	3.8	2.8
Packing length	Mtr	310 ± 5% (Coils)	310 ± 5% (Coils)	310 ± 5% (Coils)	310 ± 5% (Coils)	310 ± 5% (Coils)	310 ± 5% (Coils)	310 ± 5% (Coils)	310 ± 5% (Coils)	310 ± 5% (Coils)	310 ± 5% (Coils)

Svarn AWM Style UL 10198 /UL 758, 8AWG to 26AWG Single Core Unsheathed, Extruded PVC 105°C, 300V Cables



PARTICULAR	SIZE	1CX8 AWG	1CX10 AWG	1CX12 AWG	1CX14 AWG	1CX16 AWG	1CX18 AWG	1CX20 AWG	1CX22 AWG	1CX24 AWG	1CX26 AWG
APPLICABLE STANDARD		AWM Style UL 10198 /UL 758									
TYPE OF CABLE		Single Core unsheathed Cable									
TEMPRATURE RANGE	°C	105°C									
VOLTAGE GRADE	V	300V									
NO. OF CORE	No.	1									
CONDUCTOR											
a) Material	-	Annealed Bare Copper									
b) Nom. Size	AWG	8	10	12	14	16	18	20	22	24	26
c) No. of strands (Approx.)	-	133	105	65	41	26	16	10	7	7	7
d) Wire dia. (nom.)	mm	0.287 +/-0.008	0.254 +/-0.008	0.254 +/-0.008	0.254 +/-0.008	0.254 +/-0.008	0.254 +/-0.008	0.254 +/-0.008	0.254 +/-0.008	0.2 +/-0.008	0.16 +/-0.008
e) Max. D.C. Resistance at 20°C	Ω/Km	2.23	3.5	5.64	8.96	14.6	23.2	36.7	59.4	94.2	150
		Note : Conductor Area/strand diameter is a nominal figure and shall meet the required resistant value.									
INSULATION											
a) Material		Extruded PVC compound (105°C)									
b) Nominal Thickness	mm	0.76 (30 mils)		0.50 (20 mils)		0.38 (15 mils)					
c) Minimum Thickness at any point	mm	0.685 (27 mils)		0.43 (17 mils)		0.33 (13 mils)					
d) Colour of Insulation		As per PO/ Customer Requirement									
OVERALL DIAMETER OF CABLE	mm	5.28	4.01	3.37	2.89	2.23	1.93	1.70	1.50	1.35	1.23
a) Tolarence	KV	+/-0.3	+/-0.3	+/-0.3	+/-0.2	+/-0.2	+/-0.15	+/-0.15	+/-0.15	+/-0.15	+/-0.1
ELECTRICAL PROPERTIES											
a) Max. D.C. Resistance at 20°C	Ω/Km	2.23	3.50	5.64	8.96	14.60	23.20	36.70	59.40	94.20	150.00
c) Dielectric Strength Test	KV for 1 minute	2.00									
PHYSICAL PROPERTIES	----	----									
a) Tensile Strength	Mpa	⩾ 10.30									
b) Elongation	%	⩾ 100									
After Aging (136°C/168h)	---										
a) Tensile Strength	%	⩾ 70% of original									
b) Elongation	%	⩾ 65% of original									
Flame Rating		Horizontal Flame Test (FT 2), Vertical Flame Test (VW-1) - Optional									
PRINTING		E555150 AWM I A STYLE UL10198 8AWG 105°C 300 Volt FT1 Svarn Infratel ROHS	E555150 AWM I A STYLE UL10198 10AWG 105°C 300 Volt FT1 Svarn Infratel ROHS	E555150 AWM I A STYLE UL10198 12AWG 105°C 300 Volt FT1 Svarn Infratel ROHS	E555150 AWM I A STYLE UL10198 14AWG 105°C 300 Volt FT1 Svarn Infratel ROHS	E555150 AWM I A STYLE UL10198 16AWG 105°C 300 Volt FT1 Svarn Infratel ROHS	E555150 AWM I A STYLE UL10198 18AWG 105°C 300 Volt FT1 Svarn Infratel ROHS	E555150 AWM I A STYLE UL10198 20AWG 105°C 300 Volt FT1 Svarn Infratel ROHS	E555150 AWM I A STYLE UL10198 22AWG 105°C 300 Volt FT1 Svarn Infratel ROHS	E555150 AWM I A STYLE UL10198 24AWG 105°C 300 Volt FT1 Svarn Infratel ROHS	E555150 AWM I A STYLE UL10198 26AWG 105°C 300 Volt FT1 Svarn Infratel ROHS
Approx. Weight	Kg/km	96.9	59.6	38.6	25.7	15.6	10.5	7.4	5.1	3.8	2.8
Packing length	Mtr	310 ± 5% (Coils)	310 ± 5% (Coils)	310 ± 5% (Coils)	310 ± 5% (Coils)	310 ± 5% (Coils)	310 ± 5% (Coils)	310 ± 5% (Coils)	310 ± 5% (Coils)	310 ± 5% (Coils)	310 ± 5% (Coils)

Svarn AWM Style UL 10483 /UL 758, 8AWG to 26AWG Single Core Unsheathed, Extruded PVC 90°C, 105°C, 600V Cables



PARTICULAR	SIZE	1CX8 AWG	1CX10 AWG	1CX12 AWG	1CX14 AWG	1CX16 AWG	1CX18 AWG	1CX20 AWG	1CX22 AWG	1CX24 AWG	1CX26 AWG
APPLICABLE STANDARD		AWM Style UL 10483 /UL 758									
TYPE OF CABLE		Single Core unsheathed Cable									
TEMPRATURE RANGE	°C	90°C, 105°C									
VOLTAGE GRADE	V	600V									
NO. OF CORE	No.	1									
CONDUCTOR											
a) Material	-	Annealed Bare Copper									
b) Nom. Size	AWG	8	10	12	14	16	18	20	22	24	26
c) No. of strands (Approx.)	-	133	105	65	41	26	16	10	7	7	7
d) Wire dia. (nom.)	mm	0.287 +/-0.008	0.254 +/-0.008	0.254 +/-0.008	0.254 +/-0.008	0.254 +/-0.008	0.254 +/-0.008	0.254 +/-0.008	0.254 +/-0.008	0.2 +/-0.008	0.16 +/-0.008
e) Max. D.C. Resistance at 20°C	Ω/Km	2.23	3.5	5.64	8.96	14.6	23.2	36.7	59.4	94.2	150
		Note : Conductor Area/strand diameter is a nominal figure and shall meet the required resistant value.									
INSULATION											
a) Material		Extruded PVC compound (105°C)									
b) Nominal Thickness	mm	0.76 (30 mils)	0.50 (20 mils)		0.38 (15 mils)						
c) Minimum Thickness at any point	mm	0.685 (27 mils)	0.43 (17 mils)		0.33 (13 mils)						
d) Colour of Insulation		As per PO/ Customer Requirement									
OVERALL DIAMETER OF CABLE	mm	5.28	4.01	3.12	2.63	2.23	1.93	1.70	1.50	1.35	1.23
a) Tolarence	KV	+/-0.3	+/-0.3	+/-0.3	+/-0.2	+/-0.2	+/-0.15	+/-0.15	+/-0.15	+/-0.15	+/-0.1
ELECTRICAL PROPERTIES											
a) Max. D.C. Resistance at 20°C	Ω/Km	2.23	3.50	5.64	8.96	14.60	23.20	36.70	59.40	94.20	150.00
c) Dielectric Strength Test	KV for 1 minute	2.00									
PHYSICAL PROPERTIES	----	----									
a) Tensile Strength	Mpa	⩾ 10.30									
b) Elongation	%	⩾ 100									
After Aging (136°C/168h)	---										
a) Tensile Strength	%	⩾ 70% of original									
b) Elongation	%	⩾ 65% of original									
Flame Rating		Horizontal Flame Test (FT 2), Vertical Flame Test (VW-1) - Optional									
PRINTING		E555150 AWM I A STYLE UL10483 8AWG 105°C 600 Volt FT1 Svarn Infratel ROHS	E555150 AWM I A STYLE UL10483 10AWG 105°C 600 Volt FT1 Svarn Infratel ROHS	E555150 AWM I A STYLE UL10483 12AWG 105°C 600 Volt FT1 Svarn Infratel ROHS	E555150 AWM I A STYLE UL10483 14AWG 105°C 600 Volt FT1 Svarn Infratel ROHS	E555150 AWM I A STYLE UL10483 16AWG 105°C 600 Volt FT1 Svarn Infratel ROHS	E555150 AWM I A STYLE UL10483 18AWG 105°C 600 Volt FT1 Svarn Infratel ROHS	E555150 AWM I A STYLE UL10483 20AWG 105°C 600 Volt FT1 Svarn Infratel ROHS	E555150 AWM I A STYLE UL10483 22AWG 105°C 600 Volt FT1 Svarn Infratel ROHS	E555150 AWM I A STYLE UL10483 24AWG 105°C 600 Volt FT1 Svarn Infratel ROHS	E555150 AWM I A STYLE UL10483 26AWG 105°C 600 Volt FT1 Svarn Infratel ROHS
Approx. Weight	Kg/km	96.9	59.6	36.7	24.0	15.6	10.5	7.4	5.1	3.8	2.8
Packing length	Mtr	310 ± 5% (Coils)	310 ± 5% (Coils)	310 ± 5% (Coils)	310 ± 5% (Coils)	310 ± 5% (Coils)	310 ± 5% (Coils)	310 ± 5% (Coils)	310 ± 5% (Coils)	310 ± 5% (Coils)	310 ± 5% (Coils)

Svarn AWM Style UL 1028 /UL 758, 8AWG to 22AWG Single Core Unsheathed, Extruded PVC 105°C, 600V Cables



PARTICULAR	SIZE	1CX8 AWG	1CX10 AWG	1CX12 AWG	1CX14 AWG	1CX1 6AWG	1CX18 AWG	1CX20 AWG	1CX22 AWG
APPLICABLE STANDARD		AWM Style UL 1028 /UL 758							
TYPE OF CABLE		Single Core unsheathed Cable							
TEMPRATURE RANGE	°C	105°C							
VOLTAGE GRADE	V	600V							
NO. OF CORE	No.	1							
CONDUCTOR									
a) Material	-	Annealed Bare Copper							
b) Nom. Size	AWG	8	10	12	14	16	18	20	22
c) No. of strands (Approx.)	-	133	105	65	41	26	16	10	7
d) Wire dia. (nom.)	mm	0.287 +/-0.008	0.254 +/-0.008	0.254 +/-0.008	0.254 +/-0.008	0.254 +/-0.008	0.254 +/-0.008	0.254 +/-0.008	0.254 +/-0.008
e) Max. D.C. Resistance at 20°C	Ω/Km	2.23	3.5	5.64	8.96	14.6	23.2	36.7	59.4
		Note : Conductor Area/strand diameter is a nominal figure and shall meet the required resistant value.							
INSULATION									
a) Material		Extruded PVC compound (105°C)							
b) Nominal Thickness	mm	1.14 (45 mils)							
c) Minimum Thickness at any point	mm	1.02 (40 mils)							
d) Colour of Insulation		As per PO/ Customer Requirement							
OVERALL DIAMETER OF CABLE	mm	6.05	5.28	4.64	4.16	3.75	3.45	3.22	3.02
a) Tolarence	KV	+/-0.3	+/-0.3	+/-0.3	+/-0.2	+/-0.2	+/-0.15	+/-0.15	+/-0.15
ELECTRICAL PROPERTIES									
a) Max. D.C. Resistance at 20°C	Ω/Km	2.23	3.50	5.64	8.96	14.60	23.20	36.70	59.40
c) Dielectric Strength Test	KV for 1 minute	2.00							
PHYSICAL PROPERTIES	----	----							
a) Tensile Strength	Mpa	⩾ 10.30							
b) Elongation	%	⩾ 100							
After Aging (136°C/168h)	---								
a) Tensile Strength	%	⩾ 70% of original							
b) Elongation	%	⩾ 65% of original							
Flame Rating		Horizontal Flame Test (FT 2), Vertical Flame Test (VW-1) - Optional							
PRINTING		E555150 AWM I A STYLE UL1028 8AWG 105°C 600 Volt FT1 Svarn Infratel ROHS	E555150 AWM I A STYLE UL1028 10AWG 105°C 600 Volt FT1 Svarn Infratel ROHS	E555150 AWM I A STYLE UL1028 12AWG 105°C 600 Volt FT1 Svarn Infratel ROHS	E555150 AWM I A STYLE UL1028 14AWG 105°C 600 Volt FT1 Svarn Infratel ROHS	E555150 AWM I A STYLE UL1028 16AWG 105°C 600 Volt FT1 Svarn Infratel ROHS	E555150 AWM I A STYLE UL1028 18AWG 105°C 600 Volt FT1 Svarn Infratel ROHS	E555150 AWM I A STYLE UL1028 20AWG 105°C 600 Volt FT1 Svarn Infratel ROHS	E555150 AWM I A STYLE UL1022 8AWG 105°C 600 Volt FT1 Svarn Infratel ROHS
Approx. Weight	Kg/km	107.2	73.6	50.7	36.4	26.4	20.3	16.3	13.3
Packing length	Mtr	310 3 5% (Coils)	310 3 5% (Coils)	310 3 5% (Coils)	310 3 5% (Coils)	310 3 5% (Coils)	310 3 5% (Coils)	310 3 5% (Coils)	310 3 5% (Coils)

Svarn AWM Style UL 1283 /UL 758, 4/0AWG to 8AWG Single Core Unsheathed, Extruded PVC 105°C, 600V Cables



PARTICULAR	SIZE	1CX4/0 AWG	1CX3/0 AWG	1CX2/0 AWG	1CX1/0 AWG	1CX1 AWG	1CX2 AWG	1CX4 AWG	1CX6 AWG	1CX8 AWG
APPLICABLE STANDARD		AWM Style UL 1283 /UL 758								
TYPE OF CABLE		Single Core unsheathed Cable								
TEMPRATURE RANGE	°C	105°C								
VOLTAGE GRADE	V	600V								
NO. OF CORE	No.	1								
CONDUCTOR										
a) Material	-	Annealed Bare Copper								
b) Nom. Size	AWG	4/0	3/0	2/0	1/0	1	2	4	6	8
c) No. of strands (Approx.)	-	2117	1679	1331	1056	835	665	420	266	168
d) Wire dia. (nom.)	mm	0.254 +/-0.008	0.254 +/-0.008	0.254 +/-0.008	0.254 +/-0.008	0.254 +/-0.008	0.254 +/-0.008	0.254 +/-0.008	0.254 +/-0.008	0.254 +/-0.008
e) Max. D.C. Resistance at 20°C	Ω/Km	0.1673	0.211	0.266	0.3354	0.423	0.5335	0.8481	1.348	2.144
		Note : Conductor Area/strand diameter is a nominal figure and shall meet the required resistant value.								
INSULATION										
a) Material		Extruded PVC compound (105°C)								
b) Nominal Thickness	mm	2.03 (80 mils)								
c) Minimum Thickness at any point	mm	1.80 (72 mils)								
d) Colour of Insulation		As per PO/ Customer Requirement								
OVERALL DIAMETER OF CABLE	mm	18.41	16.84	15.44	14.20	13.08	12.11	10.43	9.11	7.01
a) Tolarence	KV	+/-0.5	+/-0.5	+/-0.5	+/-0.5	+/-0.5	+/-0.5	+/-0.5	+/-0.5	+/-0.5
ELECTRICAL PROPERTIES										
a) Max. D.C. Resistance at 20°C	Ω/Km	0.1673	0.2110	0.2660	0.3354	0.4230	0.5335	0.8481	1.3480	2.1440
c) Dielectric Strength Test	KV for 1 minute	2.50			2.00					
PHYSICAL PROPERTIES	----	----								
a) Tensile Strength	Mpa	⩾ 10.30								
b) Elongation	%	⩾ 100								
After Aging (136°C/168h)	---									
a) Tensile Strength	%	⩾ 70% of original								
b) Elongation	%	⩾ 65% of original								
Flame Rating										
PRINTING		E555150 AWM I A STYLE UL1283 4/0AWG 105°C 600 Volt FT1 Svarn Infratel ROHS	E555150 AWM I A STYLE UL1283 3/0AWG 105°C 600 Volt FT1 Svarn Infratel ROHS	E555150 AWM I A STYLE UL1283 2/0AWG 105°C 600 Volt FT1 Svarn Infratel ROHS	E555150 AWM I A STYLE UL1283 1/0AWG 105°C 600 Volt FT1 Svarn Infratel ROHS	E555150 AWM I A STYLE UL1283 1AWG 105°C 600 Volt FT1 Svarn Infratel ROHS	E555150 AWM I A STYLE UL1283 2 AWG 105°C 600 Volt FT1 Svarn Infratel ROHS	E555150 AWM I A STYLE UL1283 4AWG 105°C 600 Volt FT1 Svarn Infratel ROHS	E555150 AWM I A STYLE UL1283 6AWG 105°C 600 Volt FT1 Svarn Infratel ROHS	E555150 AWM I A STYLE UL1283 8AWG 105°C 600 Volt FT1 Svarn Infratel ROHS
Approx. Weight	Kg/km	1219.2	984.6	796.6	647.0	525.4	430.8	290.0	199.6	122.2
Packing length	Mtr	310 ± 5% (Coils)	310 ± 5% (Coils)	310 ± 5% (Coils)	310 ± 5% (Coils)	310 ± 5% (Coils)	310 ± 5% (Coils)	310 ± 5% (Coils)	310 ± 5% (Coils)	310 ± 5% (Coils)



BHARAT (INDIA)

CORPORATE OFFICE
Plot No. 1, Site No. 1, 14/3, Mathura Road,
Faridabad – 121003, Haryana

WORKS

Haryana
74th Milestone, Delhi-Mathura Road,
Hodal Toll Plaza, Distt. Palwal-121005

Rajasthan
Plot No. SP5 – 249, 250, RIICO Industrial Area,
Ghiloth, Neemrana, Alwar – 301705

Maharashtra
Gat No. 153/1/1, Village Ambethan, Taluka Khed
(near Dwarka School), Pune – 410501

Uttarakhand
Plot No. 68, 69, 71, 72 & 73, Sector-5, IIE,
Sidcul, Haridwar-249403

ASIA

SINGAPORE
SVARN PTE. LTD.: 7 Temasek Boulevard, #12-07,
Suntec Tower One, Downtown Core, 038987, Singapore

THAILAND
SVARN INFRA (THAILAND) CO LTD: 3656/50,
Green Tower Building, Floor 16th, Rama 4 Road,
Klongton Subdistrict, Klongton District, Bangkok 10110

INDONESIA
PT SVARN GROUP INDONESIA: Innovation Center,
Jababeka Industrial Estate 6, Jl. Samsung,
Block A 3A, Cikarang Utara 17530

VIETNAM
SVARN GROUP LLC: 12B Floor, Cienco 4 Building,
180 Nguyen Thi Minh Khai, Vo Thi Sau Ward,
District 3, Ho Chi Minh City, Vietnam

Contact: Paresh Gupta
M: +91 98107 94010 | E: paresh@svarn.com

MIDDLE EAST

DUBAI
SVARN MIDDLE EAST DWC-LLC
O465, Floor C4, Office Park,
Dubai South, UAE

Contact: J.K. Mishra
M: +971 50118 7209
E: jkmishra@svarn.com

1800-121-222-999 info@svarn.com www.svarn.com