Svarn

# Powering the future of electric mobility

## CABLES FOR EV APPLICATIONS


TELECOM | AUTOMOTIVE | DEFENCE | RAILWAYS | POWER | PROJECTS

## SVARN CABLES FOR EV APPLICATIONS

# Leading the charge of tomorrow's transportation

The increasing awareness of the environmental impact stemming from fossil fuel-powered vehicles has driven a surge in global electric vehicle (EV) usage. As specialists in energy and data transmission cable production, our extensive collaboration with diverse industries, notably automotive, has positioned us to anticipate and adapt to this trend. Consequently, our customers benefit from our unique position as one of the select cable manufacturers equipped with a thorough understanding of the automotive market, facilitating agile responses to its evolving needs.

Backed by multiple production facilities, state-of-the-art machinery, streamlined processes, and a skilled workforce, we are poised to meet the rapidly escalating demand for electrified mobility. Upholding stringent quality standards is integral to our company ethos. Therefore, each Svarn cable is meticulously crafted to conform to standards mandated by respective countries or industry bodies. Our commitment extends to adhering to international standards, ensuring that our products do not incorporate substances or raw materials that harm the environment, aligning seamlessly with the ethos of sustainability inherent in the vehicles you manufacture.

Svarn

## ABOUT US

At Svarn, we're pioneers in turning big ideas into real-world solutions. Our legacy of innovation, rooted in the essence of "Svarn" or Gold, has thrived since 2005. With over 3,000 dedicated employees, we're constantly pushing the boundaries of technology to benefit our customers and society. Our impact spans across six key industries, supported by seven cutting-edge manufacturing facilities and global offices in strategic locations. Through relentless innovation, we're shaping a prosperous and sustainable future **— inspired by possibilities.**


Know more at www.svarn.com

# INDEX



# Nomenclature of Automotive Cables
(According to DIN 76722)

## Type of Automotive Cables

| Designation | Meaning |
|---|---|
| FL<br>Vehicle cable | Voltage class A according to ISO 6469-3<br>nominal voltage max. 30 voltage AC/ 60 Volts DC |
| FHL Vehicle<br>high-voltage cable | Voltage class B according to ISO 6469-3<br>nominal voltage Max. 1000 Volts AC / 1,500 Volts DC |

## Insulation and Sheathing Materials

| Designation | Meaning |
|---|---|
| 2G | SIR (Silicon rubber) |
| 3G | EPR (Ethylene/propylene rubber, EPDM, EPM) |
| 4G | EVA (Ethylene/vinyl acetate) |
| 5G | CR (chloroprene rubber) |
| 53G | PE-C (chlorinated polyethylene) |
| NG | Non-standardised elastomers |
| Y | PVC (polyvinyl chloride) |
| 2Y | PE (polyethylene) |
| 4Y | PA (polyamide) |
| 5Y | PTFE (polytetrafluoroethylene) |
| 6Y | FEP (tetrafluoroethylene/hexafluorpropylene) |
| 7Y | ETFE (ethylene/tertrafluorethylene) |
| 9Y | PP (polypropylene) |
| 10Y | PVDF (polyvinyl idenfluoride) |
| 11Y | TPE-U (thermoplastic ployurethane, PUR) |
| 12Y | PBT (polybutylene terephthalate) |
| 13Y | TPE-E (thermoplastic polyester elastomer) |
| 31Y | TPE-S (thermoplasticstyrene block copolymer) |
| 51Y | PFA (perfluoroalkoxy alkane) |
| 52Y | MFA (perfluoroalkoxy-methyl vinyl ether copolymer) |
| 91Y | TPE-O (thermoplastic polyolefine elastomer) |
| NY | Non- standardised thermoplastic and TPE |
| R | Reduced wall thickness thin wall according to ISO 6722 |
| U | Ultra-reduced wall thickness ultra thin wall according to ISO 6722 |
| S | Special wall thickness |

## Conductor Materials

| Designation | Meaning |
|---|---|
| No designation | Copper |
| AL | Aluminum |
| M | Other conductor materials |

## Screening Measures Non-Extruded Coating

| Designation | Meaning |
|---|---|
| B | Foil screen electric screening |
| V | Braid, metallic electric screening |

## Insulation Wall Thickness

| Designation | Meaning |
|---|---|
| R | Reduced wall thickness<br>thin wall according to ISO 6722 |
| U | Ultra-reduced wall thickness<br>ultra thin wall according to<br>ISO 6722 |
| S | Special wall thickness |

# Types of Automotive Cables

Order from inside to outside

| Basic code letters | Conductor material | Design feature | Insulation material | Non-extrued coating | Non-extrued coating | Sheathing material |
|---|---|---|---|---|---|---|
| FHL | | R | 4G | C | B | 13X |

- Automotive cable nominal voltage Max. 60 V
- Conductor material copper
- Insulation, reduced wall thickness thin wall according to ISO 6722
- Core Insulation made of TPE-S
- 1.Screen: Braided Screen
- 2.Screen: Screening foil
- Sheathing material made of TPE-U

- Automotive high-voltage cable
- Conductor material copper
- Insulation, reduced wall thickness thin wall according to ISO 6722
- Core Insulation made of Silicone rubber
- 1. Screen: Braided Screen
- 2. Screen: Screening foil
- Sheathing material made of silicone rubber

| Basic code letters | Conductor material | Design feature | Insulation material | Non-extrued coating | Non-extrued coating | Sheathing material |
|---|---|---|---|---|---|---|
| FHL | | | 2G | C | B | 2G |

Order from inside to outside

Svarn

SVARN EV CABLES

# Polyheat 125 Single Core

## Flexible Class C (Thick) 1000V AC EV 125°C Cable

### Application

- Electric vehicle charging station
- Portable cables for hybrid & electric vehicles
- Designed to be installed (both indoors and outdoors) at private homes, communal blocks, companies & other places
- Enhanced DV power rating makes it ideal for high-powered charging stations
- Designed to be installed in public access environments like urban spaces, shopping centres, car parks, airports, etc.
- Suitability for installation with the possibility of water immersion

### Cable Structure

- Conductor: Annealed Plain Copper Conductor according to ISO 19642 (Flexible)
- Insulation Electron Beam Cross Linked Polyolefin Class C (Thick Wall)
- Insulation Colour: Orange (or) As Per Customer Request

### Technical Data

- Rated Temperature: -40°C to +125°C (3000 Hours)
- Max. Rated Voltage: 1000V AC / 1500V DC
- Test Voltage: 10kV AC for 5 mins (≥0.5 Sq.mm)
- Insulation Faults: 8kV AC
- Specification: ISO 19642-5, ISO 6722

### Features

- Designed for harsh mechanical environments.
- Chemical and abrasion resistant.
- Hydrolyse resistant.
- Thermal stress resistant.
- Halogen free.
- Flame resistant.
- High flexibility and easy to use.
- Light weight, thin diameter.
- Cable is constructed to prevent injury and leakage.
- Low corrosive gas emission.

| Conductor Construction | | | Insulation Thickness (Min.) | Overall Diameter | | Weight Approx. | Current Carrying Capacity | Max. Conductor Resistance at 20°C |
|---|---|---|---|---|---|---|---|---|
| Nominal Cross Section | No. of Strands | Stand dia. (mm) (Max.) | | (Min.) | (Max.) | | | |
| mm² | nos. | mm | mm | mm | mm | kg/km | Amps | Ω/km |
| 1C x 0.5 | 63 | 0.11 | 0.48 | 2.00 | 2.00 | 9 | 17 | 37.1 |
| 1C x 0.75 | 94 | 0.11 | 0.48 | 2.20 | 2.20 | 12 | 21 | 24.7 |
| 1C x 1 | 125 | 0.11 | 0.48 | 2.40 | 2.40 | 16 | 25 | 18.5 |
| 1C x 1.25 | 155 | 0.11 | 0.48 | 2.40 | 2.40 | 19 | 29 | 14.9 |
| 1C x 1.5 | 182 | 0.11 | 0.48 | 2.70 | 2.70 | 22 | 32 | 12.7 |
| 1C x 2 | 245 | 0.11 | 0..48 | 3.00 | 3.00 | 27 | 38 | 9.42 |
| 1C x 2.5 | 140 | 0.16 | 0.56 | 3.30 | 3.30 | 35 | 44 | 7.6 |
| 1C x 3 | 160 | 0.16 | 0.56 | 3.80 | 3.80 | 39 | 51 | 6.15 |
| 1C x 4 | 224 | 0.16 | 0.64 | 4.00 | 4.00 | 53 | 60 | 4.71 |
| 1C x 5 | 250 | 0.16 | 0.64 | 4.50 | 4.50 | 59 | 68 | 3.94 |
| 1C x 6 | 189 | 0.21 | 0.64 | 4.60 | 4.60 | 74 | 77 | 3.14 |
| 1C x 8 | 240 | 0.21 | 0.64 | 5.00 | 5.00 | 93 | 94 | 2.38 |
| 1C x 10 | 320 | 0.21 | 0.8 | 5.90 | 5.90 | 123 | 109 | 1.82 |
| 1C x 12 | 380 | 0.21 | 0.8 | 6.60 | 6.60 | 144 | 124 | 1.52 |
| 1C x 16 | 512 | 0.21 | 0.8 | 7.70 | 7.70 | 189 | 147 | 1.16 |
| 1C x 20 | 610 | 0.21 | 0.88 | 8.10 | 8.10 | 225 | 166 | 0.955 |
| 1C x 25 | 790 | 0.21 | 1.04 | 9.40 | 9.40 | 292 | 193 | 0.743 |
| 1C x 30 | 903 | 0.21 | 1.04 | 9.70 | 9.70 | 328 | 210 | 0.647 |
| 1C x 35 | 1102 | 0.21 | 1.04 | 9.60 | 9.60 | 393 | 236 | 0.527 |
| 1C x 40 | 1235 | 0.21 | 1.12 | 11.20 | 11.20 | 447 | 253 | 0.473 |
| 1C x 50 | 1600 | 0.21 | 1.2 | 11.50 | 11.50 | 569 | 291 | 0.368 |
| 1C x 60 | 1841 | 0.21 | 1.2 | 13.40 | 13.40 | 650 | 321 | 0.315 |
| 1C x 70 | 2147 | 0.21 | 1.2 | 13.50 | 13.50 | 748 | 359 | 0.259 |
| 1C x 85 | 2660 | 0.21 | 1.28 | 14.80 | 14.80 | 919 | 396 | 0.219 |
| 1C x 95 | 3000 | 0.21 | 1.28 | 16.00 | 16.00 | 1030 | 424 | 0.196 |
| 1C x 120 | 3724 | 0.21 | 1.28 | 17.70 | 17.70 | 1265 | 489 | 0.153 |

* Current carrying capacity given is for the maximum conductor operating of 125°C and ambient air temperature of 40°C.



SVARN EV CABLES

Svarn

# Polyheat 125 Single Core

## Flexible Class C (Thin) 1000V AC EV 125°C Cable

### Application

- Electric vehicle charging station
- Portable cables for hybrid & electric vehicles
- Designed to be installed (both indoors and outdoors) at private homes, communal blocks, companies & other places
- Enhanced DV power rating makes it ideal for high powered charging stations.
- Designed to be installed in public access environment like urban spaces, shopping centres, car parks, airports etc.
- Suitability for installation with possibility of water immersion

### Technical Data

- Rated Temperature: -40°C to +125°C (3000 Hours)
- Max. Rated Voltage:
  (i) 600V AC/900V DC (0.35mm)
  (ii) 1000V AC / 1500V DC (0.5mm and above)
  (ISO Conductor size 0.35 Sq.mm shall not be used for 1000V AC / 1500V DC Cables)
- Test Voltage :
  (i) 3kV AC for 5 mins (0.35 Sqmm)
  (ii) 10kV AC for 5 mins (≥0.5 Sqmm)
- Insulation Faults : 6kV AC for 900V & 8kV AC for 1500V DC
- Specification ISO 19642-5, ISO 6722

### Cable Structure

- According to ISO 19642 (Flexible)
- Conductor: Annealed Plain Copper Conductor
- Insulation: Electron Beam Cross linked

### Features

- Designed for harsh mechanical environments.
- Chemical and abrasion resistant.
- Hydrolyse resistant.
- Thermal stress resistant.
- Halogen free.
- Flame resistant.
- High flexibility and easy to use.
- Light weight, thin diameter.
- Cable is constructed to prevent injury and leakage.
- Low corrosive gas emission.

| Conductor Construction | | | Insulation Thickness (Min.) | Overall Diameter | | Weight Approx. | Current Carrying Capacity | Max. Conductor Resistance at 20°C |
|---|---|---|---|---|---|---|---|---|
| Nominal Cross Section | No. of Strands | Stand dia. (mm) (Max.) | | (Min.) | (Max.) | | | |
| mm² | nos. | mm | mm | mm | mm | kg/km | Amps | Ω/km |
| 1C x 0.35 | 45 | 0.11 | 0.20 | 1.20 | 1.40 | 5 | 12 | 54.4 |
| 1C x 0.5 | 63 | 0.11 | 0.22 | 1.40 | 1.60 | 7 | 15 | 37.1 |
| 1C x 0.75 | 94 | 0.11 | 0.24 | 1.70 | 1.90 | 10 | 20 | 24.7 |
| 1C x 1 | 125 | 0.11 | 0.24 | 1.90 | 2.10 | 13 | 24 | 18.5 |
| 1C x 1.25 | 155 | 0.11 | 0.24 | 2.10 | 2.30 | 16 | 27 | 14.9 |
| 1C x 1.5 | 182 | 0.11 | 0.24 | 2.20 | 2.40 | 18 | 30 | 12.7 |
| 1C x 2 | 245 | 0.11 | 0.28 | 2.50 | 2.80 | 25 | 37 | 9.42 |
| 1C x 2.5 | 140 | 0.16 | 0.28 | 2.70 | 3.00 | 29 | 42 | 7.6 |
| 1C x 3 | 160 | 0.16 | 0.32 | 3.10 | 3.40 | 33 | 49 | 6.15 |
| 1C x 4 | 224 | 0.16 | 0.32 | 3.40 | 3.70 | 45 | 58 | 4.71 |
| 1C x 5 | 250 | 0.16 | 0.32 | 3.90 | 4.20 | 51 | 66 | 3.94 |
| 1C x 6 | 189 | 0.21 | 0.32 | 4.00 | 4.30 | 64 | 75 | 3.14 |
| 1C x 8 | 240 | 0.21 | 0.32 | 4.60 | 5.00 | 82 | 91 | 2.38 |
| 1C x 10 | 320 | 0.21 | 0.48 | 5.30 | 6.00 | 111 | 108 | 1.82 |
| 1C x 12 | 380 | 0.21 | 0.48 | 5.80 | 6.50 | 131 | 123 | 1.52 |
| 1C x 16 | 512 | 0.21 | 0.52 | 6.40 | 7.20 | 175 | 145 | 1.16 |
| 1C x 20 | 610 | 0.21 | 0.52 | 7.00 | 7.80 | 207 | 164 | 0.955 |
| 1C x 25 | 790 | 0.21 | 0.52 | 7.90 | 8.70 | 264 | 192 | 0.743 |
| 1C x 30 | 903 | 0.21 | 0.64 | 8.70 | 9.60 | 305 | 209 | 0.647 |
| 1C x 35 | 1102 | 0.21 | 0.64 | 9.40 | 10.40 | 367 | 236 | 0.527 |
| 1C x 40 | 1235 | 0.21 | 0.71 | 10.00 | 11.10 | 414 | 252 | 0.473 |
| 1C x 50 | 1600 | 0.21 | 0.71 | 11.00 | 12.20 | 528 | 292 | 0.368 |
| 1C x 60 | 1841 | 0.21 | 0.80 | 12.00 | 13.30 | 611 | 322 | 0.315 |
| 1C x 70 | 2147 | 0.21 | 0.80 | 13.00 | 14.40 | 708 | 360 | 0.259 |
| 1C x 85 | 2660 | 0.21 | 0.90 | 14.40 | 15.80 | 876 | 397 | 0.219 |
| 1C x 95 | 3000 | 0.21 | 0.90 | 15.30 | 16.70 | 984 | 427 | 0.196 |

* Current carrying capacity given is for the maximum conductor operating of 125°C and ambient air temperature of 40°C.

Svarn

SVARN EV CABLES

# Polyheat 125 Single Core

## Stranded Class C (Thick) 1000V AC EV 125°C Cable

### Application

- Electric vehicle charging station
- Portable cables for hybrid & electric vehicles
- Designed to be installed (both indoors and outdoors) at private homes, communal blocks, companies & other places
- Enhanced DV power rating makes it ideal for high powered charging stations
- Designed to be installed in public access environment like urban spaces, shopping centres, car parks, airports etc.
- Suitability for installation with possibility of water immersion

### Technical Data

- Rated Temperature: -40°C to +125°C (3000 Hours)
- Max. Rated Voltage: 1000V AC / 1500V DC
- Test Voltage: 10kV AC for 5 mins (≥0.5 Sq.mm)
- Insulation Faults 8kV AC
- Specification ISO 19642-5, ISO 6722

### Cable Structure

- Conductor: Annealed Plain Copper Conductor according to ISO 19642 (Stranded)
- Insulation: Electron Beam Cross Linked Polyolefin Class C (Thick Wall)
- Insulation Colour: Orange (or) As Per Customer Request

### Features

- Designed for harsh mechanical environments.
- Chemical and abrasion resistant.
- Hydrolyse resistant.
- Thermal stress resistant.
- Halogen free.
- Flame resistant.
- High flexibility and easy to use.
- Light weight, thin diameter.
- Cable is constructed to prevent injury and leakage.
- Low corrosive gas emission.

| Conductor Construction | | | Insulation Thickness (Min.) | Overall Diameter | | Weight Approx. | Current Carrying Capacity | Max. Conductor Resistance at 20°C |
|---|---|---|---|---|---|---|---|---|
| Nominal Cross Section | No. of Strands | Stand dia. (mm) (Max.) | | (Min.) | (Max.) | | | |
| mm² | nos. | mm | mm | mm | mm | kg/km | Amps | Ω/km |
| 1C x 0.5 | 19 | 0.19 | 0.48 | 2.00 | 2.30 | 9 | 17 | 37.1 |
| 1C x 0.75 | 19 | 0.24 | 0.48 | 2.20 | 2.50 | 12 | 21 | 24.7 |
| 1C x 1 | 19 | 0.27 | 0.48 | 2.40 | 2.70 | 16 | 25 | 18.5 |
| 1C x 1.25 | 19 | 0.3 | 0.48 | 2.40 | 2.95 | 19 | 29 | 14.9 |
| 1C x 1.5 | 19 | 0.33 | 0.48 | 2.70 | 3.00 | 22 | 32 | 12.7 |
| 1C x 2 | 19 | 0.38 | 0..48 | 3.00 | 3.30 | 27 | 38 | 9.42 |
| 1C x 2.5 | 37 | 0.3 | 0.56 | 3.30 | 3.60 | 35 | 44 | 7.6 |
| 1C x 3 | 44 | 0.31 | 0.56 | 3.80 | 4.10 | 38 | 51 | 6.15 |
| 1C x 4 | 56 | 0.31 | 0.64 | 4.00 | 4.40 | 50 | 60 | 4.71 |
| 1C x 5 | 70 | 0.31 | 0.64 | 4.50 | 4.90 | 58 | 68 | 3.94 |
| 1C x 6 | 84 | 0.31 | 0.64 | 4.60 | 5.00 | 68 | 77 | 3.14 |
| 1C x 8 | 116 | 0.31 | 0.64 | 5.00 | 5.90 | 90 | 94 | 2.38 |
| 1C x 10 | 144 | 0.31 | 0.80 | 5.90 | 6.50 | 115 | 109 | 1.82 |
| 1C x 12 | 174 | 0.31 | 0.80 | 6.60 | 7.40 | 140 | 124 | 1.52 |
| 1C x 16 | 228 | 0.31 | 0.80 | 7.70 | 8.30 | 175 | 147 | 1.16 |
| 1C x 20 | 276 | 0.31 | 0.88 | 8.10 | 9.10 | 210 | 166 | 0.955 |
| 1C x 25 | 355 | 0.31 | 1.04 | 9.40 | 10.40 | 275 | 193 | 0.743 |
| 1C x 30 | 408 | 0.31 | 1.04 | 9.70 | 10.90 | 310 | 210 | 0.647 |
| 1C x 35 | 501 | 0.31 | 1.04 | 9.60 | 11.60 | 370 | 236 | 0.527 |
| 1C x 40 | 558 | 0.31 | 1.12 | 11.20 | 12.40 | 415 | 253 | 0.473 |
| 1C x 50 | 717 | 0.31 | 1.20 | 11.50 | 13.50 | 530 | 291 | 0.368 |
| 1C x 60 | 838 | 0.31 | 1.20 | 13.40 | 14.60 | 615 | 321 | 0.315 |
| 1C x 70 | 1019 | 0.31 | 1.20 | 13.50 | 15.50 | 740 | 359 | 0.259 |
| 1C x 85 | 1197 | 0.31 | 1.28 | 14.80 | 16.80 | 870 | 396 | 0.219 |
| 1C x 95 | 1347 | 0.31 | 1.28 | 16.00 | 18.00 | 970 | 424 | 0.196 |
| 1C x 120 | 1726 | 0.31 | 1.28 | 17.70 | 19.70 | 1216 | 489 | 0.153 |

* Current carrying capacity given is for the maximum conductor operating of 125°C and ambient air temperature of 40°C.



SVARN EV CABLES

Svarn

# Polyheat 125 Single Core

## Stranded Class C (Thin) 1000V AC EV 125°C Cable

### Application

- Electric vehicle charging station
- Portable cables for hybrid & electric vehicles
- Designed to be installed (both indoors and outdoors) at private homes, communal blocks, companies & other places
- Enhanced DV power rating makes it ideal for high powered charging stations.
- Designed to be installed in public access environment like urban spaces, shopping centres, car parks, airports etc.
- Suitability for installation with possibility of water immersion

### Technical Data

- Rated Temperature: -40°C to +125°C (3000 Hours)
- Max. Rated Voltage:
  (i) 600V AC/900V DC (0.35mm)
  (ii) 1000V AC / 1500V DC (0.5mm and above)
  (ISO Conductor size 0.35 Sq.mm shall not be used for 1000V AC / 1500V DC Cables)
- Test Voltage :
  (i) 3kV AC for 5 mins (0.35 Sqmm)
  (ii) 10kV AC for 5 mins (≥0.5 Sqmm)
- Insulation Faults : 6kV AC for 900V & 8kV AC for 1500V DC
- Specification ISO 19642-5, ISO 6722

### Cable Structure

- Conductor: Annealed Plain Copper Conductor according to ISO 19642 (Stranded)
- Insulation: Electron Beam Cross linked Polyolefin Class C (Thin Wall)
- Insulation Colour: Orange (or) As Per Customer Request

### Features

- Designed for harsh mechanical environments.
- Chemical and abrasion resistant.
- Hydrolyse resistant.
- Thermal stress resistant.
- Halogen free.
- Flame resistant.
- High flexibility and easy to use.
- Light weight, thin diameter.
- Cable is constructed to prevent injury and leakage.
- Low corrosive gas emission.

| Conductor Construction | | | Insulation Thickness (Min.) | Overall Diameter | | Weight Approx. | Current Carrying Capacity | Max. Conductor Resistance at 20°C |
|---|---|---|---|---|---|---|---|---|
| Nominal Cross Section | No. of Strands | Stand dia. (mm) (Max.) | | (Min.) | (Max.) | | | |
| mm² | nos. | mm | mm | mm | mm | kg/km | Amps | Ω/km |
| 1C x 0.35 | 7 | 0.26 | 0.20 | 1.20 | 1.40 | 5 | 12 | 54.4 |
| 1C x 0.5 | 19 | 0.19 | 0.22 | 1.40 | 1.60 | 6 | 15 | 37.1 |
| 1C x 0.75 | 19 | 0.24 | 0.24 | 1.70 | 1.90 | 9 | 20 | 24.7 |
| 1C x 1 | 19 | 0.27 | 0.24 | 1.90 | 2.10 | 11 | 24 | 18.5 |
| 1C x 1.25 | 19 | 0.3 | 0.24 | 2.10 | 2.30 | 14 | 27 | 14.9 |
| 1C x 1.5 | 19 | 0.33 | 0.24 | 2.20 | 2.40 | 16.5 | 30 | 12.7 |
| 1C x2 | 19 | 0.38 | 0.28 | 2.50 | 2.80 | 22.5 | 37 | 9.42 |
| 1C x 2.5 | 37 | 0.3 | 0.28 | 2.70 | 3.00 | 26 | 42 | 7.60 |
| 1C x 3 | 44 | 0.31 | 0.32 | 3.10 | 3.40 | 33 | 49 | 6.15 |
| 1C x 4 | 56 | 0.31 | 0.32 | 3.40 | 3.70 | 41 | 58 | 4.71 |
| 1C x 5 | 70 | 0.31 | 0.32 | 3.90 | 4.20 | 51 | 66 | 3.94 |
| 1C x 6 | 84 | 0.31 | 0.32 | 4.00 | 4.30 | 60 | 75 | 3.14 |
| 1C x 8 | 116 | 0.31 | 0.32 | 4.60 | 5.00 | 81 | 91 | 2.38 |
| 1C x 10 | 144 | 0.31 | 0.48 | 5.30 | 6.00 | 104 | 108 | 1.82 |
| 1C x 12 | 174 | 0.31 | 0.48 | 5.80 | 6.50 | 124 | 123 | 1.52 |
| 1C x 16 | 228 | 0.31 | 0.52 | 6.40 | 7.20 | 162 | 145 | 1.16 |
| 1C x 20 | 276 | 0.31 | 0.52 | 7.00 | 7.80 | 195 | 164 | 0.955 |
| 1C x 25 | 355 | 0.31 | 0.52 | 7.90 | 8.70 | 245 | 192 | 0.743 |
| 1C x 30 | 408 | 0.31 | 0.64 | 8.70 | 9.60 | 285 | 209 | 0.647 |
| 1C x 35 | 501 | 0.31 | 0.64 | 9.40 | 10.40 | 350 | 236 | 0.527 |
| 1C x 40 | 558 | 0.31 | 0.71 | 10.00 | 11.10 | 390 | 252 | 0.473 |
| 1C x 50 | 717 | 0.31 | 0.71 | 11.00 | 12.20 | 495 | 292 | 0.368 |
| 1C x 60 | 838 | 0.31 | 0.80 | 12.00 | 13.30 | 575 | 322 | 0.315 |
| 1C x 70 | 1019 | 0.31 | 0.80 | 13.00 | 14.40 | 695 | 360 | 0.259 |
| 1C x 85 | 1197 | 0.31 | 0.90 | 14.40 | 15.80 | 820 | 397 | 0.219 |
| 1C x 95 | 1347 | 0.31 | 0.90 | 15.30 | 16.70 | 920 | 427 | 0.196 |

* Current carrying capacity given is for the maximum conductor operating of 125°C and ambient air temperature of 40°C.

Svarn

SVARN EV CABLES

# Polyheat Flex 125 Multi Core Unscreened

## Flexible Class C (Thin) 1000V AC EV 125°C Cable

### Application

- Electric vehicle charging station
- Portable cables for hybrid & electric vehicles
- Designed to be installed (both indoors and outdoors) at private homes, communal blocks, companies & other places
- Enhanced DV power rating makes it ideal for high powered charging stations
- Designed to be installed in public access environment like urban spaces, shopping centres, car parks, airports etc.
- Suitability for installation with possibility of water immersion

### Technical Data

- Rated Temperature: -40°C to +125°C (3000 Hours)
- Max. Rated Voltage: 1000V AC / 1500V DC
- Test Voltage: 10kV AC for 5 mins (≥0.5 Sq.mm)
- Insulation Faults: 8kV AC
- Specification: ISO 19642-9, ISO 6722

### Cable Structure

- Conductor: Annealed Plain Copper Conductor according to ISO 19642 (Flexible)
- Insulation: Electron Beam Cross linked Polyolefin Class C (Thin Wall)
- Insulation Colour : As per ISO 19642-1
- Sheath: Electron Beam Crossed Linked Polyolefin
- Sheath Colour: Orange (or) As Per Customer requirements

### Features

- Designed for harsh mechanical environments.
- Chemical and abrasion resistant.
- Hydrolyse resistant.
- Thermal stress resistant.
- Halogen free.
- Flame resistant.
- High flexibility and easy to use.
- Light weight, thin diameter.
- Cable is constructed to prevent injury and leakage.
- Low corrosive gas emission.

| Conductor Construction | | | Insulation Thickness (Min.) | Sheath Thickness (Nom.) | Overall Diameter | | Weight Approx. | Current Carrying Capacity | Max. Conductor Resistance at 20°C |
|---|---|---|---|---|---|---|---|---|---|
| Nominal Cross Section | No. of Strands | Stand dia. (mm) (Max.) | | | (Min.) | (Max.) | | | |
| mm² | nos. | mm | mm | mm | mm | mm | kg/km | Amps | Ω/km |
| 2C x 1.5 | 182 | 0.11 | 0.24 | 0.6 | 5.4 | 5.9 | 70 | 28 | 12.7 |
| 3C x 1.5 | 182 | 0.11 | 0.24 | 0.6 | 5.8 | 6.4 | 90 | 25 | 12.7 |
| 4C x 1.5 | 182 | 0.11 | 0.24 | 0.6 | 6.5 | 7.00 | 110 | 23 | 12.7 |
| 2C x 2.5 | 140 | 0.16 | 0.28 | 0.6 | 6.7 | 7.3 | 105 | 39 | 7.6 |
| 3C x 2.5 | 140 | 0.16 | 0.28 | 0.7 | 7.2 | 7.8 | 140 | 34 | 7.6 |
| 4C x 2.5 | 140 | 0.16 | 0.28 | 0.7 | 8.00 | 8.6 | 170 | 32 | 7.6 |
| 2C x 4 | 224 | 0.16 | 0.32 | 0.7 | 8.1 | 8.8 | 160 | 53 | 4.71 |
| 3C x 4 | 224 | 0.16 | 0.32 | 0.7 | 8.7 | 9.4 | 215 | 46 | 4.71 |
| 4C x 4 | 224 | 0.16 | 0.32 | 0.8 | 9.7 | 10.4 | 265 | 43 | 4.71 |
| 2C x 6 | 189 | 0.21 | 0.32 | 0.7 | 9.4 | 10.1 | 220 | 68 | 3.14 |
| 3C x 6 | 189 | 0.21 | 0.32 | 0.8 | 10.1 | 10.8 | 290 | 59 | 3.14 |
| 4C x 6 | 189 | 0.21 | 0.32 | 0.8 | 11.2 | 12.00 | 365 | 55 | 3.14 |
| 2C x 10 | 320 | 0.21 | 0.48 | 0.8 | 12.8 | 13.7 | 390 | 96 | 1.82 |
| 3C x 10 | 320 | 0.21 | 0.48 | 0.9 | 13.8 | 14.7 | 510 | 84 | 1.82 |
| 2C x 16 | 512 | 0.21 | 0.52 | 0.9 | 15.3 | 16.2 | 590 | 130 | 1.16 |
| 3C x 16 | 512 | 0.21 | 0.52 | 0.9 | 16.4 | 17.4 | 770 | 113 | 1.16 |

* Current carrying capacity given is for the maximum conductor operating of 125°C

SVARN EV CABLES

Svarn

# Polyheat 125 Multi Core Unscreened

## Stranded Class C (Thin) 1000V AC EV 125°C Cable

### Application

- Electric vehicle charging station
- Portable cables for hybrid & electric vehicles
- Designed to be installed (both indoors and outdoors) at private homes, communal blocks, companies & other places
- Enhanced DV power rating makes it ideal for high powered charging stations
- Designed to be installed in public access environment like urban spaces, shopping centres, car parks, airports etc.
- Suitability for installation with possibility of water immersion

### Technical Data

- Rated Temperature: -40°C to +125°C (3000 Hours)
- Max. Rated Voltage: 1000V AC / 1500V DC
- Test Voltage: 10kV AC for 5 mins (≥0.5 Sq.mm)
- Insulation Faults: 8kV AC
- Specification: ISO 19642-9, ISO 6722

### Cable Structure

- Conductor: Annealed Plain Copper Conductor according to ISO 19642 (Stranded)
- Insulation: Electron Beam Cross linked Polyolefin Class C (Thin Wall)
- Insulation Colour : As per ISO 19642-1
- Sheath: Electron Beam Crossed Linked Polyolefin
- Sheath Colour: Orange (or) As Per Customer requirements

### Features

- Designed for harsh mechanical environments.
- Chemical and abrasion resistant.
- Hydrolyse resistant.
- Thermal stress resistant.
- Halogen free.
- Flame resistant.
- High flexibility and easy to use.
- Light weight, thin diameter.
- Cable is constructed to prevent injury and leakage.
- Low corrosive gas emission.

| Conductor Construction | | | Insulation Thickness (Min.) | Sheath Thickness (Nom.) | Overall Diameter | | Weight Approx. | Current Carrying Capacity | Max. Conductor Resistance at 20°C |
|---|---|---|---|---|---|---|---|---|---|
| Nominal Cross Section | No. of Strands | Stand dia. (mm) (Max.) | | | (Min.) | (Max.) | | | |
| mm² | nos. | mm | mm | mm | mm | mm | kg/km | Amps | Ω/km |
| 2C x 1.5 | 19 | 0.33 | 0.24 | 0.6 | 5.4 | 5.9 | 66 | 28 | 12.7 |
| 3C x 1.5 | 19 | 0.33 | 0.24 | 0.6 | 5.8 | 6.4 | 80 | 25 | 12.7 |
| 4C x 1.5 | 19 | 0.33 | 0.24 | 0.6 | 6.5 | 7.00 | 101 | 23 | 12.7 |
| 2C x 2.5 | 37 | 0.3 | 0.28 | 0.6 | 6.7 | 7.3 | 100 | 39 | 7.6 |
| 3C x 2.5 | 37 | 0.3 | 0.28 | 0.7 | 7.2 | 7.8 | 130 | 34 | 7.6 |
| 4C x 2.5 | 37 | 0.3 | 0.28 | 0.7 | 8.00 | 8.6 | 160 | 32 | 7.6 |
| 2C x 4 | 56 | 0.31 | 0.32 | 0.7 | 8.1 | 8.8 | 150 | 53 | 4.71 |
| 3C x 4 | 56 | 0.31 | 0.32 | 0.7 | 8.7 | 9.4 | 200 | 46 | 4.71 |
| 4C x 4 | 56 | 0.31 | 0.32 | 0.8 | 9.7 | 10.4 | 245 | 43 | 4.71 |
| 2C x 6 | 84 | 0.31 | 0.32 | 0.7 | 9.4 | 10.1 | 210 | 68 | 3.14 |
| 3C x 6 | 84 | 0.31 | 0.32 | 0.8 | 10.1 | 10.8 | 280 | 59 | 3.14 |
| 4C x 6 | 84 | 0.31 | 0.32 | 0.8 | 11.2 | 12.00 | 345 | 55 | 3.14 |
| 2C x 10 | 144 | 0.31 | 0.48 | 0.8 | 12.8 | 13.7 | 365 | 96 | 1.82 |
| 3C x 10 | 144 | 0.31 | 0.48 | 0.9 | 13.8 | 14.7 | 480 | 84 | 1.82 |
| 2C x 16 | 228 | 0.31 | 0.52 | 0.9 | 15.3 | 16.2 | 560 | 130 | 1.16 |
| 3C x 16 | 228 | 0.31 | 0.52 | 0.9 | 16.4 | 17.4 | 730 | 113 | 1.16 |

Svarn

SVARN EV CABLES

# Polyheat Flex 125 Multi Core Unscreened

## Flexible Class C (Thick) 1000V AC EV 125°C Cable

### Application

- Electric vehicle charging station
- Portable cables for hybrid & electric vehicles
- Designed to be installed (both indoors and outdoors) at private homes, communal blocks, companies & other places
- Enhanced DV power rating makes it ideal for high powered charging stations
- Designed to be installed in public access environment like urban spaces, shopping centres, car parks, airports etc.
- Suitability for installation with possibility of water immersion

### Technical Data

- Rated Temperature: -40°C to +125°C (3000 Hours)
- Max. Rated Voltage: 1000V AC / 1500V DC
- Test Voltage: 10kV AC for 5 mins (≥0.5 Sq.mm)
- Insulation Faults: 8kV AC
- Specification: ISO 19642-9, ISO 6722

### Cable Structure

- Conductor: Annealed Plain Copper Conductor according to ISO 19642 (Flexible)
- Insulation: Electron Beam Cross linked Polyolefin Class C (Thick Wall)
- Insulation Colour : As per ISO 19642-1
- Sheath: Electron Beam Crossed Linked Polyolefin
- Sheath Colour: Orange (or) As Per Customer requirements

### Features

- Designed for harsh mechanical environments.
- Chemical and abrasion resistant.
- Hydrolyse resistant.
- Thermal stress resistant.
- Halogen free.
- Flame resistant.
- High flexibility and easy to use.
- Light weight, thin diameter.
- Cable is constructed to prevent injury and leakage.
- Low corrosive gas emission.

| Conductor Construction | | | Insulation Thickness (Min.) | Sheath Thickness (Nom.) | Overall Diameter | | Weight Approx. | Current Carrying Capacity | Max. Conductor Resistance at 20°C |
|---|---|---|---|---|---|---|---|---|---|
| Nominal Cross Section | No. of Strands | Stand dia. (mm) (Max.) | | | (Min.) | (Max.) | | | |
| mm² | nos. | mm | mm | mm | mm | mm | kg/km | Amps | Ω/km |
| 2C x 1.5 | 182 | 0.11 | 0.48 | 1.1 | 7.7 | 8.30 | 111 | 28 | 12.7 |
| 3C x 1.5 | 182 | 0.11 | 0.48 | 1.2 | 8.2 | 8.80 | 140 | 25 | 12.7 |
| 4C x 1.5 | 182 | 0.11 | 0.48 | 1.2 | 9.00 | 9.70 | 168 | 23 | 12.7 |
| 2C x 2.5 | 140 | 0.16 | 0.56 | 1.2 | 9.00 | 9.70 | 166 | 39 | 7.6 |
| 3C x 2.5 | 140 | 0.16 | 0.56 | 1.3 | 9.6 | 10.30 | 210 | 34 | 7.6 |
| 4C x 2.5 | 140 | 0.16 | 0.56 | 1.3 | 10.6 | 11.30 | 255 | 32 | 7.6 |
| 2C x 4 | 224 | 0.16 | 0.64 | 1.3 | 10.7 | 11.40 | 240 | 53 | 4.71 |
| 3C x 4 | 224 | 0.16 | 0.64 | 1.4 | 11.4 | 12.20 | 305 | 46 | 4.71 |
| 4C x 4 | 224 | 0.16 | 0.64 | 1.4 | 12.6 | 13.40 | 370 | 43 | 4.71 |
| 2C x 6 | 189 | 0.21 | 0.64 | 1.4 | 12 | 12.80 | 315 | 68 | 3.14 |
| 3C x 6 | 189 | 0.21 | 0.64 | 1.4 | 12.8 | 13.60 | 395 | 59 | 3.14 |
| 4C x 6 | 189 | 0.21 | 0.64 | 1.5 | 14.1 | 15.00 | 490 | 55 | 3.14 |

* Current carrying capacity given is for the maximum conductor operating of 125°C and ambient air temperature of 40°C.

SVARN EV CABLES

Svarn

# Polyheat 125 Multi Core Unscreened

## Stranded Class C (Thick) 1000V AC EV 125°C Cable

### Application

- Electric vehicle charging station
- Portable cables for hybrid & electric vehicles
- Designed to be installed (both indoors and outdoors) at private homes, communal blocks, companies & other places
- Enhanced DV power rating makes it ideal for high powered charging stations
- Designed to be installed in public access environment like urban spaces, shopping centres, car parks, airports etc.
- Suitability for installation with possibility of water immersion

### Technical Data

- Rated Temperature: -40°C to +125°C (3000 Hours)
- Max. Rated Voltage: 1000V AC / 1500V DC
- Test Voltage: 10kV AC for 5 mins (20.55 mm)
- Insulation Faults: 8kV AC
- Specification: ISO 19642-9, ISO 6722

### Cable Structure

- Conductor: Annealed Plain Copper Conductor according to ISO 19642 (Stranded)
- Insulation Electron Beam Cross Linked Polyolefin Class C (Thick Wall)
- Insulation Colour: As per ISO 19642-1
- Sheath: Electron Beam Crossed Linked Polyolefin
- Sheath Colour: Orange (or) As Per Customer requirements

### Features

- Designed for harsh mechanical environments.
- Chemical and abrasion resistant.
- Hydrolyse resistant.
- Thermal stress resistant.
- Halogen free.
- Flame resistant.
- High flexibility and easy to use.
- Light weight, thin diameter.
- Cable is constructed to prevent injury and leakage.
- Low corrosive gas emission.

| Conductor Construction | | | Insulation Thickness (Min.) | Sheath Thickness (Nom.) | Overall Diameter | | Weight Approx. | Current Carrying Capacity | Max. Conductor Resistance at 20°C |
|---|---|---|---|---|---|---|---|---|---|
| Nominal Cross Section | No. of Strands | Stand dia. (mm) (Max.) | | | (Min.) | (Max.) | | | |
| mm² | nos. | mm | mm | mm | mm | mm | kg/km | Amps | Ω/km |
| 2C x 1.5 | 19 | 0.33 | 0.48 | 1.1 | 7.7 | 8.3 | 108 | 28 | 12.7 |
| 3C x 1.5 | 19 | 0.33 | 0.48 | 1.2 | 8.2 | 8.8 | 135 | 25 | 12.7 |
| 4C x 1.5 | 19 | 0.33 | 0.48 | 1.2 | 9.00 | 9.7 | 162 | 23 | 12.7 |
| 2C x 2.5 | 37 | 0.30 | 0.56 | 1.2 | 90 | 9.7 | 154 | 39 | 7.6 |
| 3C x 2.5 | 37 | 0.30 | 0.56 | 1.3 | 9.6 | 10.3 | 195 | 34 | 7.6 |
| 4C x 2.5 | 37 | 0.30 | 0.56 | 1.3 | 10.6 | 11.3 | 235 | 32 | 7.6 |
| 2C x 4 | 56 | 0.31 | 0.64 | 1.3 | 10.7 | 11.4 | 220 | 53 | 4.71 |
| 3C x 4 | 56 | 0.31 | 0.64 | 1.4 | 11.4 | 12.2 | 280 | 46 | 4.71 |
| 4C x 4 | 56 | 0.31 | 0.64 | 1.4 | 12.6 | 13.4 | 340 | 43 | 4.71 |
| 2C x 6 | 84 | 0.31 | 0.64 | 1.4 | 12 | 12.8 | 295 | 68 | 3.14 |
| 3C x 6 | 84 | 0.31 | 0.64 | 1.4 | 12.8 | 13.6 | 370 | 59 | 3.14 |
| 4C x 6 | 84 | 0.31 | 0.64 | 1.5 | 14.1 | 15.00 | 460 | 55 | 3.14 |

* Current carrying capacity given is for the maximum conductor operating of 125°C and ambient air temperature of 40°C.

Svarn

SVARN EV CABLES

# Polyheat 125 Single Core Screened

## Stranded Class C (Thin) 1000V AC EV 125°C Cable

### Application

- Electric vehicle charging station
- Portable cables for hybrid & electric vehicles
- Designed to be installed (both indoors and outdoors) at private homes, communal blocks, companies & other places
- Enhanced DV power rating makes it ideal for high powered charging stations
- Designed to be installed in public access environment like urban spaces, shopping centres, car parks, airports etc.
- Suitability for installation with possibility of water immersion

### Technical Data

- Rated Temperature: -40°C to +125°C (3000 Hours)
- Max. Rated Voltage: 1000V AC / 1500V DC
- Test Voltage: 10kV AC for 5 mins (≥0.5 Sqmm)
- Insulation Faults: 8kV AC
- Specification: ISO 19642-9, ISO 6722

### Cable Structure

- Conductor: Annealed Plain Copper Conductor according to ISO 19642 (Stranded)
- Insulation Electron Beam Cross Linked Polyolefin Class C (Thin Wall)
- Insulation Colour: As per ISO 19642-1
- Screening: Annealed Tinned Copper Conductor
- Sheath: Electron Beam Crossed Linked Polyolefin
- Sheath Colour: Orange (or) As Per Customer requirements

### Features

- Designed for harsh mechanical environments.
- Chemical and abrasion resistant.
- Hydrolyse resistant.
- Thermal stress resistant.
- Halogen free.
- Flame resistant.
- High flexibility and easy to use.
- Light weight, thin diameter.
- Cable is constructed to prevent injury and leakage.
- Low corrosive gas emission.

| Conductor Construction | | | Insulation Thickness (Min.) | Sheath Thickness (Nom.) | Sheath Thickness (Nom.) | Overall Diameter | | Weight Approx. | Current Carrying Capacity | Max. Conductor Resistance at 20°C |
|---|---|---|---|---|---|---|---|---|---|---|
| Nominal Cross Section | No. of Strands | Stand dia. (mm) (Max.) | | | | (Min.) | (Max.) | | | |
| mm² | nos. | mm | mm | mm | mm | mm | mm | kg/km | Amps | Ω/km |
| 1C x 1.5 | 19 | 0.33 | 0.24 | 0.13 | 0.40 | 3.30 | 3.70 | 33 | 35 | 12.7 |
| 1C x 2 | 19 | 0.38 | 0.28 | 0.13 | 0.40 | 3.70 | 4.10 | 41 | 42 | 9.42 |
| 1C x 2.5 | 37 | 0.3 | 0.28 | 0.13 | 0.40 | 3.90 | 4.30 | 46 | 49 | 7.6 |
| 1C x 3 | 44 | 0.31 | 0.32 | 0.16 | 0.40 | 4.20 | 4.80 | 58 | 56 | 6.15 |
| 1C x 4 | 56 | 0.31 | 0.32 | 0.16 | 0.40 | 4.50 | 5.10 | 68 | 66 | 4.71 |
| 1C x 5 | 70 | 0.31 | 0.32 | 0.16 | 0.60 | 5.40 | 6.00 | 85 | 74 | 3.94 |
| 1C x 6 | 84 | 0.31 | 0.32 | 0.16 | 0.60 | 5.50 | 6.10 | 95 | 85 | 3.14 |
| 1C x 8 | 116 | 0.31 | 0.32 | 0.19 | 0.65 | 6.50 | 7.10 | 130 | 103 | 2.38 |
| 1C x 10 | 144 | 0.31 | 0.48 | 0.19 | 0.65 | 7.50 | 8.10 | 160 | 120 | 1.82 |
| 1C x 12 | 174 | 0.31 | 0.48 | 0.19 | 0.65 | 8.00 | 8.60 | 180 | 135 | 1.52 |
| 1C x 16 | 228 | 0.31 | 0.52 | 0.19 | 0.80 | 9.00 | 9.60 | 235 | 162 | 1.16 |
| 1C x 20 | 276 | 0.31 | 0.52 | 0.19 | 0.80 | 9.60 | 10.20 | 270 | 188 | 0.955 |
| 1C x 25 | 355 | 0.31 | 0.52 | 0.21 | 0.90 | 10.70 | 11.3 | 340 | 213 | 0.743 |
| 1C x 30 | 408 | 0.31 | 0.64 | 0.21 | 0.90 | 11.60 | 12.20 | 390 | 235 | 0.647 |
| 1C x 35 | 501 | 0.31 | 0.64 | 0.21 | 1.00 | 12.60 | 13.2 | 470 | 263 | 0.527 |
| 1C x 40 | 558 | 0.31 | 0.71 | 0.21 | 1.00 | 13.30 | 13.90 | 520 | 290 | 0.473 |
| 1C x 50 | 717 | 0.31 | 0.71 | 0.21 | 1.10 | 14.60 | 15.20 | 645 | 327 | 0.368 |
| 1C x 60 | 838 | 0.31 | 0.80 | 0.21 | 1.10 | 15.50 | 16.30 | 740 | 370 | 0.315 |
| 1C x 70 | 1019 | 0.31 | 0.80 | 0.21 | 1.10 | 16.60 | 17.40 | 810 | 418 | 0.259 |
| 1C x 85 | 1197 | 0.31 | 0.90 | 0.26 | 1.10 | 18.20 | 19.00 | 1035 | 475 | 0.219 |
| 1C x 95 | 1347 | 0.31 | 0.90 | 0.26 | 1.10 | 19.10 | 19.90 | 1145 | 516 | 0.196 |

* Current carrying capacity given is for the maximum conductor operating of 125°C and ambient air temperature of 40°C.

# Polyheat Flex 125 Single Core Screened

## Flexible Class C (Thick) 1000V AC EV 125°C Cable

### Application

- Electric vehicle charging station
- Portable cables for hybrid & electric vehicles
- Designed to be installed (both indoors and outdoors) at private homes, communal blocks, companies & other places
- Enhanced DV power rating makes it ideal for high powered charging stations
- Designed to be installed in public access environment like urban spaces, shopping centres, car parks, airports etc.
- Suitability for installation with possibility of water immersion

### Technical Data

- Rated Temperature: -40°C to +125°C (3000 Hours)
- Max. Rated Voltage: 1000V AC / 1500V DC
- Test Voltage: 10kV AC for 5 mins (≥0.5 Sqmm)
- Insulation Faults: 8kV AC
- Specification: ISO 19642-9, ISO 6722

### Cable Structure

- Conductor: Annealed Plain Copper Conductor according to ISO 19642 (Flexible)
- Insulation Electron Beam Cross Linked Polyolefin Class C (Thick Wall)
- Insulation Colour: As per ISO 19642-1
- Sheath: Electron Beam Crossed Linked Polyolefin
- Sheath Colour: Orange (or) As Per Customer requirements

### Features

- Designed for harsh mechanical environments.
- Chemical and abrasion resistant.
- Hydrolyse resistant.
- Thermal stress resistant.
- Halogen free.
- Flame resistant.
- High flexibility and easy to use.
- Light weight, thin diameter.
- Cable is constructed to prevent injury and leakage.
- Low corrosive gas emission.

| Conductor Construction | | | Insulation Thickness (Min.) | Sheath Thickness (Nom.) | Sheath Thickness (Nom.) | Overall Diameter | | Weight Approx. | Current Carrying Capacity | Max. Conductor Resistance at 20°C |
|---|---|---|---|---|---|---|---|---|---|---|
| Nominal Cross Section | No. of Strands | Stand dia. (mm) (Max.) | | | | (Min.) | (Max.) | | | |
| mm² | nos. | mm | mm | mm | mm | mm | mm | kg/km | Amps | Ω/km |
| 1C x 1.5 | 182 | 0.11 | 0.48 | 0.13 | 0.9 | 4.9 | 5.3 | 53 | 35 | 12.7 |
| 1C x 2 | 245 | 0.11 | 0.48 | 0.13 | 0.9 | 5.2 | 5.6 | 60 | 42 | 9.42 |
| 1C x 2.5 | 140 | 0.16 | 0.56 | 0.13 | 1.00 | 5.5 | 6.1 | 74 | 49 | 7.6 |
| 1C x 3 | 160 | 0.16 | 0.56 | 0.16 | 1.00 | 6.1 | 6.7 | 84 | 56 | 6.15 |
| 1C x 4 | 224 | 0.16 | 0.64 | 0.16 | 1.1 | 6.6 | 7.2 | 105 | 66 | 4.71 |
| 1C x 5 | 250 | 0.16 | 0.64 | 0.16 | 1.1 | 7.1 | 7.7 | 115 | 74 | 3.94 |
| 1C x 6 | 189 | 0.21 | 0.64 | 0.16 | 1.1 | 7.2 | 7.8 | 130 | 85 | 3.14 |
| 1C x 8 | 240 | 0.21 | 0.64 | 0.19 | 1.2 | 8.5 | 9.1 | 165 | 103 | 2.38 |
| 1C x 10 | 320 | 0.21 | 0.80 | 0.19 | 1.2 | 9.1 | 9.7 | 210 | 120 | 1.82 |
| 1C x 12 | 380 | 0.21 | 0.80 | 0.19 | 1.3 | 10.2 | 10.8 | 240 | 135 | 1.52 |
| 1C x 16 | 512 | 0.21 | 0.80 | 0.19 | 1.3 | 11.1 | 11.7 | 295 | 162 | 1.16 |
| 1C x 20 | 610 | 0.21 | 0.88 | 0.19 | 1.4 | 12.1 | 12.7 | 345 | 188 | 0.955 |
| 1C x 25 | 790 | 0.21 | 1.04 | 0.21 | 1.4 | 13.4 | 14.00 | 435 | 213 | 0.743 |
| 1C x 30 | 903 | 0.21 | 1.04 | 0.21 | 1.5 | 14.1 | 14.7 | 485 | 235 | 0.647 |
| 1C x 35 | 1102 | 0.21 | 1.04 | 0.21 | 1.5 | 14.8 | 15.4 | 560 | 263 | 0.527 |
| 1C x 40 | 1235 | 0.21 | 1.12 | 0.21 | 1.5 | 15.6 | 16.2 | 620 | 290 | 0.473 |
| 1C x 50 | 1600 | 0.21 | 1.20 | 0.21 | 1.6 | 16.7 | 17.5 | 775 | 327 | 0.368 |
| 1C x 60 | 1841 | 0.21 | 1.20 | 0.21 | 1.6 | 17.8 | 18.6 | 860 | 370 | 0.315 |
| 1C x 70 | 2147 | 0.21 | 1.20 | 0.21 | 1.6 | 18.9 | 19.7 | 970 | 418 | 0.259 |
| 1C x 85 | 2660 | 0.21 | 1.28 | 0.26 | 1.7 | 20.4 | 21.2 | 1200 | 475 | 0.219 |

* Current carrying capacity given is for the maximum conductor operating of 125°C and ambient air temperature of 40°C.

Svarn

SVARN EV CABLES

# Polyheat 125 Single Core Screened

## Stranded Class C (Thick) 1000V AC EV 125°C Cable

### Application

- Electric vehicle charging station
- Portable cables for hybrid & electric vehicles
- Designed to be installed (both indoors and outdoors) at private homes, communal blocks, companies & other places
- Enhanced DV power rating makes it ideal for high powered charging stations
- Designed to be installed in public access environment like urban spaces, shopping centres, car parks, airports etc.
- Suitability for installation with possibility of water immersion

### Technical Data

- Rated Temperature: -40°C to +125°C (3000 Hours)
- Max. Rated Voltage: 1000V AC / 1500V DC
- Test Voltage: 10kV AC for 5 mins (≥0.5 Sqmm)
- Insulation Faults: 8kV AC
- Specification: ISO 19642-9, ISO 6722

### Cable Structure

- Conductor: Annealed Plain Copper Conductor according to ISO 19642 (Stranded)
- Insulation: Electron Beam Cross Linked Polyolefin Class C (Thick Wall)
- Insulation Colour: As per ISO 19642-1
- Screening: Annealed Tinned Copper Conductor
- Sheath: Electron Beam Crossed Linked Polyolefin
- Sheath Colour: Orange (or) As Per Customer requirements

### Features

- Designed for harsh mechanical environments.
- Chemical and abrasion resistant.
- Hydrolyse resistant.
- Thermal stress resistant.
- Halogen free.
- Flame resistant.
- High flexibility and easy to use.
- Light weight, thin diameter.
- Cable is constructed to prevent injury and leakage.
- Low corrosive gas emission.

| Conductor Construction | | | Insulation Thickness (Min.) | Sheath Thickness (Nom.) | Sheath Thickness (Nom.) | Overall Diameter | | Weight Approx. | Current Carrying Capacity | Max. Conductor Resistance at 20°C |
|---|---|---|---|---|---|---|---|---|---|---|
| Nominal Cross Section | No. of Strands | Stand dia. (mm) (Max.) | | | | (Min.) | (Max.) | | | |
| mm² | nos. | mm | mm | mm | mm | mm | mm | kg/km | Amps | Ω/km |
| 1C x 1.5 | 19 | 0.33 | 0.48 | 0.13 | 0.90 | 4.9 | 5.3 | 50 | 35 | 12.7 |
| 1C x 2 | 19 | 0.38 | 0.48 | 0.13 | 0.90 | 5.2 | 5.6 | 58 | 42 | 9.42 |
| 1C x 2.5 | 37 | 0.3 | 0.56 | 0.13 | 1.00 | 5.5 | 6.1 | 70 | 49 | 7.6 |
| 1C x 3 | 44 | 0.31 | 0.56 | 0.16 | 1.00 | 6.1 | 6.7 | 82 | 56 | 6.15 |
| 1C x 4 | 56 | 0.31 | 0.64 | 0.16 | 1.10 | 6.6 | 7.2 | 100 | 66 | 4.71 |
| 1C x 5 | 70 | 0.31 | 0.64 | 0.16 | 1.10 | 7.1 | 7.7 | 115 | 74 | 3.94 |
| 1C x 6 | 84 | 0.31 | 0.64 | 0.16 | 1.10 | 7.2 | 7.8 | 125 | 85 | 3.14 |
| 1C x 8 | 116 | 0.31 | 0.64 | 0.19 | 1.20 | 8.5 | 9.1 | 165 | 103 | 2.38 |
| 1C x 10 | 144 | 0.31 | 0.8 | 0.19 | 1.20 | 9.1 | 9.7 | 200 | 120 | 1.82 |
| 1C x 12 | 174 | 0.31 | 0.8 | 0.19 | 1.30 | 10.2 | 10.8 | 235 | 135 | 1.52 |
| 1C x 16 | 228 | 0.31 | 0.8 | 0.19 | 1.30 | 11.1 | 11.7 | 280 | 162 | 1.16 |
| 1C x 20 | 276 | 0.31 | 0.88 | 0.19 | 1.40 | 12.1 | 12.7 | 335 | 188 | 0.955 |
| 1C x 25 | 355 | 0.31 | 1.04 | 0.21 | 1.40 | 13.4 | 14 | 415 | 213 | 0.743 |
| 1C x 30 | 408 | 0.31 | 1.04 | 0.21 | 1.50 | 14.1 | 14.7 | 470 | 235 | 0.647 |
| 1C x 35 | 501 | 0.31 | 1.04 | 0.21 | 1.50 | 14.8 | 15.4 | 540 | 263 | 0.527 |
| 1C x 40 | 558 | 0.31 | 1.12 | 0.21 | 1.50 | 15.6 | 16.2 | 595 | 290 | 0.473 |
| 1C x 50 | 717 | 0.31 | 1.2 | 0.21 | 1.60 | 16.7 | 17.5 | 735 | 327 | 0.368 |
| 1C x 60 | 838 | 0.31 | 1.2 | 0.21 | 1.60 | 17.8 | 18.6 | 835 | 370 | 0.315 |
| 1C x 70 | 1019 | 0.31 | 1.2 | 0.21 | 1.60 | 18.9 | 19.7 | 970 | 418 | 0.259 |
| 1C x 85 | 1197 | 0.31 | 1.28 | 0.26 | 1.70 | 20.4 | 21.2 | 1155 | 475 | 0.219 |

* Current carrying capacity given is for the maximum conductor operating of 125°C and ambient air temperature of 40°C.

SVARN EV CABLES

Svarn

# Polyheat 125 Multi Core Screened with Foil

## Stranded Class C (Thin) 1000V AC EV 125°C Cable

### Application

- Electric vehicle charging station
- Portable cables for hybrid & electric vehicles
- Designed to be installed (both indoors and outdoors) at private homes, communal blocks, companies & other places
- Enhanced DV power rating makes it ideal for high powered charging stations
- Designed to be installed in public access environment like urban spaces, shopping centres, car parks, airports etc.
- Suitability for installation with possibility of water immersion

### Technical Data

- Rated Temperature: -40°C to +125°C (3000 Hours)
- Max. Rated Voltage: 1000V AC / 1500V DC
- Test Voltage: 10kV AC for 5 mins (≥0.5 Sqmm)
- Insulation Faults: 8kV AC
- Specification: ISO 19642-9, ISO 6722

### Cable Structure

- Conductor: Annealed Plain Copper Conductor according to ISO 19642 (Stranded)
- Insulation: Electron Beam Cross Linked Polyolefin Class C (Thin Wall)
- Insulation Colour: As per ISO 19642-1
- Braiding: Annealed Tinned Copper Conductor
- Screening: Al. Mylar Tape
- Sheath: Electron Beam Crossed Linked Polyolefin
- Sheath Colour: Orange (or) As Per Customer requirements

### Features

- Designed for harsh mechanical environments.
- Chemical and abrasion resistant.
- Hydrolyse resistant.
- Thermal stress resistant.
- Halogen free.
- Flame resistant.
- High flexibility and easy to use.
- Light weight, thin diameter.
- Cable is constructed to prevent injury and leakage.
- Low corrosive gas emission.

| Conductor Construction | | | Insulation Thickness (Min.) | Screen Wire dia (Max.) | Foil Thickness (Nom.) | Sheath Thickness (Nom.) | Overall Diameter Max. | Weight Approx. | Current Carrying Capacity | Max. Conductor Resistance at 20°C |
|---|---|---|---|---|---|---|---|---|---|---|
| Nominal Cross Section | No. of Strands | Stand dia. (Max.) | | | | | | | | |
| mm² | nos. | mm | mm | mm | mm | mm | mm | kg/km | Amps | Ω/km |
| 2C x 1.5 | 19 | 0.33 | 0.24 | 0.19 | 0.065 | 0.52 | 7.4 | 99 | 28 | 12.7 |
| 3C x 1.5 | 19 | 0.33 | 0.24 | 0.19 | 0.065 | 0.53 | 7.9 | 118 | 25 | 12.7 |
| 4C x 1.5 | 19 | 0.33 | 0.24 | 0.19 | 0.065 | 0.56 | 8.6 | 145 | 23 | 12.7 |
| 2C x 2.5 | 37 | 0.30 | 0.28 | 0.19 | 0.065 | 0.56 | 8.9 | 144 | 39 | 7.6 |
| 3C x 2.5 | 37 | 0.30 | 0.28 | 0.21 | 0.065 | 0.58 | 9.5 | 180 | 34 | 7.6 |
| 4C x 2.5 | 37 | 0.30 | 0.28 | 0.21 | 0.065 | 0.60 | 10.4 | 225 | 32 | 7.6 |
| 2C x 4 | 56 | 0.31 | 0.32 | 0.21 | 0.065 | 0.61 | 10.6 | 215 | 53 | 4.71 |
| 3C x 4 | 56 | 0.31 | 0.32 | 0.21 | 0.065 | 0.62 | 11.2 | 265 | 46 | 4.71 |
| 4C x 4 | 56 | 0.31 | 0.32 | 0.21 | 0.065 | 0.65 | 12.3 | 325 | 43 | 4.71 |
| 2C x 6 | 84 | 0.31 | 0.32 | 0.21 | 0.065 | 0.64 | 11.9 | 285 | 68 | 3.14 |
| 3C x 6 | 84 | 0.31 | 0.32 | 0.21 | 0.065 | 0.66 | 12.7 | 355 | 59 | 3.14 |
| 4C x 6 | 84 | 0.31 | 0.32 | 0.21 | 0.065 | 0.68 | 13.9 | 430 | 55 | 3.14 |
| 2C x 10 | 144 | 0.31 | 0.48 | 0.21 | 0.065 | 0.71 | 15.7 | 461 | 96 | 1.82 |
| 3C x 10 | 144 | 0.31 | 0.48 | 0.26 | 0.065 | 0.73 | 16.9 | 595 | 84 | 1.82 |
| 2C x 16 | 228 | 0.31 | 0.52 | 0.26 | 0.065 | 0.75 | 18.5 | 685 | 130 | 1.16 |
| 3C x 16 | 228 | 0.31 | 0.52 | 0.26 | 0.065 | 0.77 | 19.7 | 865 | 113 | 1.16 |

* Current carrying capacity given is for the maximum conductor operating of 125°C and ambient air temperature of 40°C.

Svarn

SVARN EV CABLES

# Polyheat 125 Multi Core Screened with Foil

## Flexible Class C (Thick) 1000V AC EV 125°C Cable

### Application

- Electric vehicle charging station
- Portable cables for hybrid & electric vehicles
- Designed to be installed (both indoors and outdoors) at private homes, communal blocks, companies & other places
- Enhanced DV power rating makes it ideal for high powered charging stations
- Designed to be installed in public access environment like urban spaces, shopping centres, car parks, airports etc.
- Suitability for installation with possibility of water immersion

### Technical Data

- Rated Temperature: -40°C to +125°C (3000 Hours)
- Max. Rated Voltage: 1000V AC / 1500V DC
- Test Voltage: 10kV AC for 5 mins (≥0.5 Sqmm)
- Insulation Faults: 8kV AC
- Specification: ISO 19642-9, ISO 6722

### Cable Structure

- Conductor: Annealed Plain Copper Conductor according to ISO 19642 (Flexible)
- Insulation: Electron Beam Cross Linked Polyolefin Class C (Thick Wall)
- Insulation Colour: As per ISO 19642-1
- Braiding: Annealed Tinned Copper Conductor
- Screening: Al. Mylar Tape
- Sheath: Electron Beam Crossed Linked Polyolefin
- Sheath Colour: Orange (or) As Per Customer requirements

### Features

- Designed for harsh mechanical environments.
- Chemical and abrasion resistant.
- Hydrolyse resistant.
- Thermal stress resistant.
- Halogen free.
- Flame resistant.
- High flexibility and easy to use.
- Light weight, thin diameter.
- Cable is constructed to prevent injury and leakage.
- Low corrosive gas emission.

| Conductor Construction | | | Insulation Thickness (Min.) | Screen Wire dia (Max.) | Foil Thickness (Nom.) | Sheath Thickness (Nom.) | Overall Diameter Max. | Weight Approx. | Current Carrying Capacity | Max. Conductor Resistance at 20°C |
|---|---|---|---|---|---|---|---|---|---|---|
| Nominal Cross Section | No. of Strands | Stand dia. (Max.) | | | | | | | | |
| mm² | nos. | mm | mm | mm | mm | mm | mm | kg/km | Amps | Ω/km |
| 2C x 1.5 | 182 | 0.11 | 0.48 | 0.19 | 0.065 | 1.01 | 10.3 | 165 | 28 | 12.7 |
| 3C x 1.5 | 182 | 0.11 | 0.48 | 0.21 | 0.065 | 1.04 | 10.9 | 198 | 25 | 12.7 |
| 4C x 1.5 | 182 | 0.11 | 0.48 | 0.21 | 0.065 | 1.07 | 11.9 | 235 | 23 | 12.7 |
| 2C x 2.5 | 140 | 0.16 | 0.56 | 0.21 | 0.065 | 1.07 | 11.9 | 237 | 39 | 7.6 |
| 3C x 2.5 | 140 | 0.16 | 0.56 | 0.21 | 0.065 | 1.1 | 12.5 | 280 | 34 | 7.6 |
| 4C x 2.5 | 140 | 0.16 | 0.56 | 0.21 | 0.065 | 1.13 | 13.6 | 335 | 32 | 7.6 |
| 2C x 4 | 224 | 0.16 | 0.64 | 0.21 | 0.065 | 1.14 | 13.8 | 325 | 53 | 4.71 |
| 3C x 4 | 224 | 0.16 | 0.64 | 0.21 | 0.065 | 1.16 | 14.6 | 385 | 46 | 4.71 |
| 4C x 4 | 224 | 0.16 | 0.64 | 0.21 | 0.065 | 1.20 | 15.9 | 470 | 43 | 4.71 |
| 2C x 6 | 189 | 0.21 | 0.64 | 0.21 | 0.065 | 1.18 | 15.2 | 405 | 68 | 3.14 |
| 3C x 6 | 189 | 0.21 | 0.64 | 0.21 | 0.065 | 1.21 | 16.1 | 495 | 59 | 3.14 |
| 4C x 6 | 189 | 0.21 | 0.64 | 0.26 | 0.065 | 1.25 | 17.7 | 615 | 55 | 3.14 |
| 2C x 10 | 320 | 0.21 | 0.80 | 0.26 | 0.065 | 1.27 | 18.8 | 630 | 96 | 1.82 |
| 3C x 10 | 320 | 0.21 | 0.80 | 0.26 | 0.065 | 1.30 | 19.9 | 775 | 84 | 1.82 |
| 2C x 16 | 512 | 0.21 | 0.80 | 0.26 | 0.065 | 1.35 | 22.8 | 865 | 130 | 1.16 |
| 3C x 16 | 512 | 0.21 | 0.80 | 0.26 | 0.065 | 1.38 | 24.2 | 1075 | 113 | 1.16 |

* Current carrying capacity given is for the maximum conductor operating of 125°C and ambient air temperature of 40°C.

SVARN EV CABLES

Svarn

# Polyheat 125 Multi Core Screened with Foil

## Stranded Class C (Thick) 1000V AC EV 125°C Cable

### Application

- Electric vehicle charging station
- Portable cables for hybrid & electric vehicles
- Designed to be installed (both indoors and outdoors) at private homes, communal blocks, companies & other places
- Enhanced DV power rating makes it ideal for high powered charging stations
- Designed to be installed in public access environment like urban spaces, shopping centres, car parks, airports etc.
- Suitability for installation with possibility of water immersion

### Technical Data

- Rated Temperature: -40°C to +125°C (3000 Hours)
- Max. Rated Voltage: 1000V AC / 1500V DC
- Test Voltage: 10kV AC for 5 mins (≥0.5 Sqmm)
- Insulation Faults: 8kV AC
- Specification: ISO 19642-9, ISO 6722

### Cable Structure

- Conductor: Annealed Plain Copper Conductor according to ISO 19642 (Stranded)
- Insulation: Electron Beam Cross Linked Polyolefin Class C (Thick Wall)
- Insulation Colour: As per ISO 19642-1
- Braiding: Annealed Tinned Copper Conductor
- Screening: Al. Mylar Tape
- Sheath: Electron Beam Crossed Linked Polyolefin
- Sheath Colour: Orange (or) As Per Customer requirements

### Features

- Designed for harsh mechanical environments.
- Chemical and abrasion resistant.
- Hydrolyse resistant.
- Thermal stress resistant.
- Halogen free.
- Flame resistant.
- High flexibility and easy to use.
- Light weight, thin diameter.
- Cable is constructed to prevent injury and leakage.
- Low corrosive gas emission.

| Conductor Construction | | | Insulation Thickness (Min.) | Screen Wire dia (Max.) | Foil Thickness (Nom.) | Sheath Thickness (Nom.) | Overall Diameter Max. | Weight Approx. | Current Carrying Capacity | Max. Conductor Resistance at 20°C |
|---|---|---|---|---|---|---|---|---|---|---|
| Nominal Cross Section | No. of Strands | Stand dia. (Max.) | | | | | | | | |
| mm² | nos. | mm | mm | mm | mm | mm | mm | kg/km | Amps | Ω/km |
| 2C x 1.5 | 19 | 0.33 | 0.48 | 0.19 | 0.065 | 1.01 | 10.3 | 170 | 28 | 12.7 |
| 3C x 1.5 | 19 | 0.33 | 0.48 | 0.21 | 0.065 | 1.04 | 10.9 | 200 | 25 | 12.7 |
| 4C x 1.5 | 19 | 0.33 | 0.48 | 0.21 | 0.065 | 1.07 | 11.9 | 238 | 23 | 12.7 |
| 2C x 2.5 | 37 | 0.3 | 0.56 | 0.21 | 0.065 | 1.07 | 11.9 | 230 | 39 | 7.6 |
| 3C x 2.5 | 37 | 0.3 | 0.56 | 0.21 | 0.065 | 1.1 | 12.5 | 270 | 34 | 7.6 |
| 4C x 2.5 | 37 | 0.3 | 0.56 | 0.21 | 0.065 | 1.13 | 13.6 | 320 | 32 | 7.6 |
| 2C x 4 | 56 | 0.31 | 0.64 | 0.21 | 0.065 | 1.14 | 13.8 | 315 | 53 | 4.71 |
| 3C x 4 | 56 | 0.31 | 0.64 | 0.21 | 0.065 | 1.16 | 14.6 | 365 | 46 | 4.71 |
| 4C x 4 | 56 | 0.31 | 0.64 | 0.21 | 0.065 | 1.2 | 15.9 | 445 | 43 | 4.71 |
| 2C x 6 | 84 | 0.31 | 0.64 | 0.21 | 0.065 | 1.18 | 15.2 | 385 | 68 | 3.14 |
| 3C x 6 | 84 | 0.31 | 0.64 | 0.21 | 0.065 | 1.21 | 16.1 | 475 | 59 | 3.14 |
| 4C x 6 | 84 | 0.31 | 0.64 | 0.26 | 0.065 | 1.25 | 17.7 | 590 | 55 | 3.14 |
| 2C x 10 | 144 | 0.31 | 0.80 | 0.26 | 0.065 | 1.27 | 18.8 | 615 | 96 | 1.82 |
| 3C x 10 | 144 | 0.31 | 0.80 | 0.26 | 0.065 | 1.3 | 19.9 | 750 | 84 | 1.82 |
| 2C x 16 | 228 | 0.31 | 0.80 | 0.26 | 0.065 | 1.35 | 22.8 | 830 | 130 | 1.16 |
| 3C x 16 | 228 | 0.31 | 0.80 | 0.26 | 0.065 | 1.38 | 24.2 | 1025 | 113 | 1.16 |

* Current carrying capacity given is for the maximum conductor operating of 125°C and ambient air temperature of 40°C.

# Polyheat Single Core Screened

## EBXL 150°C Cable

### Application

- Electric vehicle charging station
- Portable cables for hybrid & electric vehicles
- Designed to be installed (both indoors and outdoors) at private homes, communal blocks, companies & other places
- Enhanced DV power rating makes it ideal for high powered charging stations
- Designed to be installed in public access environment like urban spaces, shopping centres, car parks, airports etc.
- Suitability for installation with possibility of water immersion

### Technical Data

- Temperature Range: -40°C to +150°C (3000 Hours)
- Voltage Rating (U/U): 600V AC/1000V AC
- Test Voltage, 1 min: 3.5 kV AC/8.4 kV DC
- Standard: ISO 6722, Class D 4 X Cable dia.
- Min. Bending Radius (fixed): 4 X Cable dia.

### Cable Structure

- Conductor: Soft-Annealed Electrolytic Plain Conductor Flexible Copper Conductor
- Insulation: Polyheat 150
- Insulation Colour: White / As per custom request
- Outer Sheath: XLPO
- Sheath Colour: Orange

### Features

- Designed for harsh mechanical environments.
- Chemical and abrasion resistant.
- Hydrolyse resistant.
- Thermal stress resistant.
- Halogen free.
- Flame resistant.
- High flexibility and easy to use.
- Light weight, thin diameter.
- Cable is constructed to prevent injury and leakage.

| Conductor Construction | | | Insulation Thickness (Nom) | Screen Wire dia (Nom) | Outer Sheath Thicknes (Nom) | Overall Diameter | Weight Approx. | Current Carrying Capacity | Max. Conductor Resistance at 20°C | Standard Length* |
|---|---|---|---|---|---|---|---|---|---|---|
| Nominal Cross Section | No. of Strands | Diameter of Single wire (max.) | | | | | | | | |
| mm² | nos. | mm | mm | mm | mm | mm | kg/km | Amps | Ω/km | mtrs |
| 1.5 | 19 | 0.33 | 0.35 | 0.10 | 0.45 | 3.9±0.3 | 33 | 47 | 12.7 | 500 |
| 2.5 | 50 | 0.26 | 0.35 | 0.10 | 0.55 | 5.0±0.3 | 50 | 65 | 7.6 | 500 |
| 4 | 56 | 0.31 | 0.40 | 0.10 | 0.6 | 5.8±0.3 | 70 | 88 | 4.71 | 500 |
| 6 | 84 | 0.31 | 0.40 | 0.10 | 0.7 | 6.6±0.3 | 100 | 112 | 3.14 | 500 |
| 10 | 80 | 0.41 | 0.60 | 0.10 | 0.85 | 8.4±0.3 | 155 | 165 | 1.82 | 500 |
| 16 | 126 | 0.41 | 0.65 | 0.15 | 0.85 | 9.8±0.3 | 230 | 221 | 1.16 | 500 |
| 25 | 196 | 0.41 | 0.65 | 0.15 | 0.9 | 11.2±0.3 | 330 | 294 | 0.743 | 500 |
| 35 | 276 | 0.41 | 0.80 | 0.15 | 0.9 | 12.7±0.3 | 450 | 370 | 0.527 | 500 |
| 50 | 396 | 0.41 | 0.90 | 0.20 | 1.2 | 15.5±0.3 | 620 | 470 | 0.368 | 500 |
| 70 | 360 | 0.51 | 1.00 | 0.20 | 1.3 | 17.8±0.4 | 850 | 592 | 0.259 | 500 |
| 95 | 475 | 0.51 | 1.20 | 0.25 | 1.3 | 19.9±0.4 | 1145 | 720 | 0.196 | 500 |
| 120 | 608 | 0.51 | 1.40 | 0.25 | 1.5 | 22.6±0.4 | 1450 | 840 | 0.153 | 500 |
| 150 | 756 | 0.51 | 1.50 | 0.25 | 1.6 | 24.9±0.5 | 1778 | 975 | 0.122 | 500 |

* Current carrying capacity given for the maximum conductor operating of 150°C and ambient temperature of 30°C

SVARN EV CABLES

Svarn

# Polyheat Multicore Screened

## EBXL 150°C, ISO 6722 Class D Cable

### Application

- Electric vehicle charging station
- Portable cables for hybrid & electric vehicles
- Designed to be installed (both indoors and outdoors) at private homes, communal blocks, companies & other places
- Enhanced DV power rating makes it ideal for high powered charging stations
- Designed to be installed in public access environment like urban spaces, shopping centres, car parks, airports etc.
- Suitability for installation with possibility of water immersion

### Cable Structure

- Conductor: Soft-Annealed Electrolytic Plain Flexible Copper Conductor
- Insulation: Polyheat 150
- Braiding: Annealed Tinned Copper
- Tape: Polyester Tape
- Outer Sheath: XLPO
- Sheath Colour: Orange

### Technical Data

- Temperature Range: -40°C to +150°C (3000 Hours)
- Voltage Rating (U/U): 600V AC/1000V AC
- Test Voltage, 1 min: 3.5 kV AC/8.4 kV DC
- Standard: ISO 6722, Class D 4 X Cable dia.
- Min. Bending Radius (fixed): 4 X Cable dia.

### Features

- Designed for harsh mechanical environments.
- Chemical and abrasion resistant.
- Hydrolyse resistant.
- Thermal stress resistant.
- Halogen free.
- Flame resistant.
- High flexibility and easy to use.
- Light weight, thin diameter.
- Cable is constructed to prevent injury and leakage.
- Low corrosive gas emission.

| Conductor Construction | | | Insulation Thickness (Nom) | Screen Wire dia (Nom) | Outer Sheath Thicknes (Nom) | Overall Diameter | Weight Approx. | Max. Conductor Resistance at 20°C | Current Carrying Capacity |
|---|---|---|---|---|---|---|---|---|---|
| Nominal Cross Section | No. of Strands | Diameter of Single wire (max.) | | | | | | | |
| mm² | nos. | mm | mm | mm | mm | mm | kg/km | Ω/km | Amps |
| 2 x 0.5 | 19 | 0.19 | 0.35 | 0.10 | 0.60 | 5.5±0.3 | 50 | 37.1 | 21 |
| 2 x 0.75 | 19 | 0.24 | 0.35 | 0.10 | 0.60 | 6.1±0.3 | 60 | 24.7 | 27 |
| 2 x 1.5 | 19 | 0.33 | 0.35 | 0.10 | 0.60 | 7.1±0.3 | 90 | 12.7 | 41 |
| 2 x 2.5 | 50 | 0.26 | 0.35 | 0.10 | 0.70 | 8.3±0.3 | 120 | 7.6 | 56 |
| 2x4 | 56 | 0.31 | 0.4 | 0.10 | 0.70 | 10.0±0.3 | 180 | 4.71 | 75 |
| 2 x 6 | 84 | 0.31 | 0.4 | 0.10 | 0.70 | 11.1±0.4 | 230 | 3.14 | 97 |
| 2 x 10 | 80 | 0.41 | 0.75 | 0.15 | 0.70 | 14.6±0.4 | 400 | 1.82 | 144 |
| 3 x 0.5 | 19 | 0.19 | 0.35 | 0.10 | 0.60 | 5.8±0.3 | 60 | 37.1 | 20 |
| 3 x 0.75 | 19 | 0.24 | 0.35 | 0.10 | 0.60 | 6.4±0.3. | 70 | 24.7 | 25 |
| 3 x 1.5 | 19 | 0.33 | 0.35 | 0.10 | 0.60 | 7.3±0.3 | 100 | 12.7 | 38 |
| 3 x 2.5 | 50 | 0.26 | 0.35 | 0.10 | 0.70 | 8.7±0.3 | 145 | 7.6 | 52 |
| 3 x 4 | 56 | 0.31 | 0.4 | 0.10. | 0.80 | 10.5±0.4 | 220 | 4.71 | 71 |
| 3x6 | 84 | 0.31 | 0.4 | 0.10 | 0.80 | 12.2±0.4 | 315 | 3.14 | 92 |
| 3 x 10 | 80 | 0.41 | 0.75 | 0.15 | 0.90 | 16.0±0.5 | 500 | 1.82 | 135 |
| 4 x 0.5 | 19 | 0.19 | 0.35 | 0.10 | 0.60 | 6.3±0.3 | 70 | 37.1 | 19 |
| 4 x 0.75 | 19 | 0.24 | 0.35 | 0.10 | 0.60 | 6.9±0.3 | 85 | 24.1 | 24 |
| 4 x 1.5 | 19 | 0.33 | 0.35 | 0.10 | 0.65 | 8.1±0.3 | 130 | 12.7 | 37 |
| 4 x 2.5 | 50 | 0.26 | 0.35 | 0.10 | 0.70 | 9.3±0.3 | 185 | 7.6 | 50 |
| 4x4 | 56 | 0.31 | 0.4 | 0.10 | 0.80 | 11.5±0.4 | 270 | 4.71 | 68 |
| 4x6 | 84 | 0.31 | 0.4 | 0.15 | 0.80 | 13.0±0.4 | 390 | 3.14 | 88 |
| 4 x 10 | 80 | 0.41 | 0.75 | 0.15 | 0.90 | 17.3±0.5 | 660 | 1.82 | 130 |
| 5 x 0.5 | 19 | 0.19 | 0.35 | 0.10 | 0.70 | 7.0±0.3 | 80 | 37.1 | 18 |
| 5 x 0.75 | 19 | 0.24 | 0.35 | 0.10 | 0.70 | 7.7±0.3 | 105 | 24.1 | 23 |
| 5 x 1.5 | 19 | 0.33 | 0.35 | 0.10 | 0.75 | 9.0±0.3 | 160 | 12.7 | 36 |
| 5 x 2.5 | 50 | 0.26 | 0.35 | 0.10 | 0.80 | 10.5±0.3 | 230 | 7.6 | 49 |
| 5x4 | 56 | 0.31 | 0.4 | 0.15 | 0.80 | 13.3±0.4 | 360 | 64.71 | 66 |
| 5x6 | 84 | 0.31 | 0.4 | 0.15 | 0.85 | 14.5±0.4 | 480 | 3.14 | 87 |
| 5 x 10 | 80 | 0.41 | 0.75 | 0.15 | 1.00 | 19.4±0.5 | 810 | 1.82 | 127 |
| 6 x 0.5 | 19 | 0.19 | 0.35 | 0.10 | 0.80 | 7.7±0.3 | 95 | 37.1 | 18 |
| 6 x 0.75 | 19 | 0.24 | 0.35 | 0.10 | 0.80 | 8.5±0.3 | 125 | 24.1 | 23 |
| 6 x 1.5 | 19 | 0.33 | 0.35 | 0.10 | 0.80 | 9.9±0.3 | 185 | 12.7 | 36 |
| 6 x 2.5 | 50 | 0.26 | 0.35 | 0.10 | 0.90 | 11.6±0.3 | 270 | 7.6 | 48 |
| 6x4 | 56 | 0.31 | 0.4 | 0.15 | 0.90 | 14.4±0.4 | 420 | 4.71 | 66 |
| 6 x 6 | 84 | 0.31 | 0.4 | 0.15 | 0.95 | 16.3±0.4 | 575 | 3.14 | 85 |
| 6 x 10 | 80 | 0.41 | 0.75 | 0.15 | 1.10 | 21.4±0.5 | 960 | 1.82 | 124 |

* Current carrying capacity given for the maximum conductor operating of 150°C and ambient temperature of 30°C

# Polyheat 150 Single Core

## Flexible Class D (Thick) 1000V AC EV 150°C Cable

### Application

- Electric vehicle charging station
- Portable cables for hybrid & electric vehicles
- Designed to be installed (both indoors and outdoors) at private homes, communal blocks, companies & other places
- Enhanced DV power rating makes it ideal for high powered charging stations
- Designed to be installed in public access environment like urban spaces, shopping centres, car parks, airports etc.
- Suitability for installation with possibility of water immersion

### Technical Data

- Rated Temperature: -40°C to +150°C (3000 Hours)
- Max. Rated Voltage: 1000V AC / 1500V DC
- Test Voltage: 10kV AC for 5 mins (≥0.5 Sq.mm)
- Insulation Faults: 8kV AC
- Specification: ISO 19642-5, ISO 6722

### Cable Structure

- Conductor: Annealed Plain Copper Conductor according to ISO 19642 (Flexible)
- Insulation: Electron Beam Cross Linked Polyolefin Class D (Thick Wall)
- Insulation Colour: Orange (or) As Per Customer Request

### Features

- Designed for harsh mechanical environments.
- Chemical and abrasion resistant.
- Hydrolyse resistant.
- Thermal stress resistant.
- Halogen free.
- Flame resistant.
- High flexibility and easy to use.
- Light weight, thin diameter.
- Cable is constructed to prevent injury and leakage.
- Low corrosive gas emission.

| Conductor Construction | | | Insulation Thickness (Min.) | Overall Diameter | | Weight Approx. | Current Carrying Capacity | Max. Conductor Resistance at 20°C |
|---|---|---|---|---|---|---|---|---|
| Nominal Cross Section | No. of Strands | Stand dia. (mm) (Max.) | | (Min.) | (Max.) | | | |
| mm² | nos. | mm | mm | mm | mm | kg/km | Amps | Ω/km |
| 1C x 0.5 | 63 | 0.11 | 0.48 | 2.00 | 2.30 | 9 | 18 | 37.1 |
| 1C x 0.75 | 94 | 0.11 | 0.48 | 2.20 | 2.50 | 12 | 23 | 24.7 |
| 1C x 1 | 125 | 0.11 | 0.48 | 2.40 | 2.70 | 16 | 28 | 18.5 |
| 1C x 1.25 | 155 | 0.11 | 0.48 | 2.40 | 2.95 | 19 | 32 | 14.9 |
| 1C x 1.5 | 182 | 0.11 | 0.48 | 2.70 | 3.00 | 22 | 35 | 12.7 |
| 1C x 2 | 245 | 0.11 | 0..48 | 3.00 | 3.30 | 27 | 42 | 9.42 |
| 1C x 2.5 | 140 | 0.16 | 0.56 | 3.30 | 3.60 | 35 | 49 | 7.6 |
| 1C x 3 | 160 | 0.16 | 0.56 | 3.80 | 4.10 | 39 | 56 | 6.15 |
| 1C x 4 | 224 | 0.16 | 0.64 | 4.00 | 4.40 | 53 | 66 | 4.71 |
| 1C x 5 | 250 | 0.16 | 0.64 | 4.50 | 4.90 | 59 | 74 | 3.94 |
| 1C x 6 | 189 | 0.21 | 0.64 | 4.60 | 5.00 | 74 | 85 | 3.14 |
| 1C x 8 | 240 | 0.21 | 0.64 | 5.00 | 5.90 | 93 | 103 | 2.38 |
| 1C x 10 | 320 | 0.21 | 0.80 | 5.90 | 6.50 | 123 | 120 | 1.82 |
| 1C x 12 | 380 | 0.21 | 0.80 | 6.60 | 7.40 | 144 | 137 | 1.52 |
| 1C x 16 | 512 | 0.21 | 0.80 | 7.70 | 8.30 | 189 | 162 | 1.16 |
| 1C x 20 | 610 | 0.21 | 0.88 | 8.10 | 9.10 | 225 | 182 | 0.955 |
| 1C x 25 | 790 | 0.21 | 1.04 | 9.40 | 10.40 | 292 | 213 | 0.743 |
| 1C x 30 | 903 | 0.21 | 1.04 | 9.70 | 10.90 | 328 | 231 | 0.647 |
| 1C x 35 | 1102 | 0.21 | 1.04 | 9.60 | 11.60 | 393 | 260 | 0.527 |
| 1C x 40 | 1235 | 0.21 | 1.12 | 11.20 | 12.40 | 447 | 278 | 0.473 |
| 1C x 50 | 1600 | 0.21 | 1.20 | 11.50 | 13.50 | 569 | 320 | 0.368 |
| 1C x 60 | 1841 | 0.21 | 1.20 | 13.40 | 14.60 | 650 | 353 | 0.315 |
| 1C x 70 | 2147 | 0.21 | 1.20 | 13.50 | 15.50 | 748 | 394 | 0.259 |
| 1C x 85 | 2660 | 0.21 | 1.28 | 14.80 | 16.80 | 919 | 435 | 0.219 |
| 1C x 95 | 3000 | 0.21 | 1.28 | 16.00 | 18.00 | 1030 | 467 | 0.196 |
| 1C x 120 | 3724 | 0.21 | 1.28 | 17.70 | 19.70 | 1265T | 538 | 0.153 |

* Current carrying capacity given is for the maximum conductor operating of 150°C and ambient air temperature of 40°C.

SVARN EV CABLES

Svarn

# Polyheat 150 Single Core

## Flexible Class D (Thin) 1000V AC EV 150°C Cable

### Application

- Electric vehicle charging station
- Portable cables for hybrid & electric vehicles
- Designed to be installed (both indoors and outdoors) at private homes, communal blocks, companies & other places
- Enhanced DV power rating makes it ideal for high powered charging stations.
- Designed to be installed in public access environment like urban spaces, shopping centres, car parks, airports etc.
- Suitability for installation with possibility of water immersion

### Technical Data

- Rated Temperature: -40°C to +150°C (3000 Hours)
- Max. Rated Voltage:
  (i) 600V AC/900V DC (0.35mm)
  (ii) 1000V AC / 1500V DC (0.5mm and above)
  (ISO Conductor size 0.35Sq.mm shall not be used for 1000V AC / 1500V DC Cables)
- Test Voltage :
  (i) 3kV AC for 5 mins (0.35 Sqmm)
  (ii) 10kV AC for 5 mins (≥0.5 Sqmm)
- Insulation Faults : 6kV AC for 900V & 8kV AC for 1500V DC
- Specification ISO 19642-5, ISO 6722

### Cable Structure

- Conductor: Annealed Plain Copper Conductor according to ISO 19642 (Flexible)
- Insulation Electron Beam Cross linked Polyolefin Class D (Thin Wall)
- Insulation Colour: Orange (or) As Per Customer Request

### Features

- Designed for harsh mechanical environments.
- Chemical and abrasion resistant.
- Hydrolyse resistant.
- Thermal stress resistant.
- Halogen free.
- Flame resistant.
- High flexibility and easy to use.
- Light weight, thin diameter.
- Cable is constructed to prevent injury and leakage.
- Low corrosive gas emission.

| Conductor Construction | | | Insulation Thickness (Min.) | Overall Diameter | | Weight Approx. | Current Carrying Capacity | Max. Conductor Resistance at 20°C |
|---|---|---|---|---|---|---|---|---|
| Nominal Cross Section | No. of Strands | Stand dia. (mm) (Max.) | | (Min.) | (Max.) | | | |
| mm² | nos. | mm | mm | mm | mm | kg/km | Amps | Ω/km |
| 1C x 0.35 | 0.11 | 0.11 | 0.20 | 1.20 | 1.40 | 5 | 13 | 54.40 |
| 1C x 0.5 | 0.11 | 0.11 | 0.22 | 1.40 | 1.60 | 7 | 16 | 37.10 |
| 1C x 0.75 | 0.11 | 0.11 | 0.24 | 1.70 | 1.90 | 10 | 22 | 24.70 |
| 1C x 1 | 0.11 | 0.11 | 0.24 | 1.90 | 2.10 | 13 | 26 | 18.50 |
| 1C x 1.25 | 0.11 | 0.11 | 0.24 | 2.10 | 2.30 | 16 | 30 | 14.90 |
| 1C x 1.5 | 0.11 | 0.11 | 0.24 | 2.20 | 2.40 | 18 | 33 | 12.70 |
| 1C x 2 | 0.11 | 0.16 | 0.28 | 2.50 | 2.80 | 25 | 41 | 9.42 |
| 1C x 2.5 | 0.16 | 0.16 | 0.28 | 2.70 | 3.00 | 29 | 46 | 7.60 |
| 1C x 3 | 0.16 | 0.16 | 0.32 | 3.10 | 3.40 | 33 | 54 | 6.15 |
| 1C x 4 | 0.16 | 0.16 | 0.32 | 3.40 | 3.70 | 45 | 64 | 4.71 |
| 1C x 5 | 0.16 | 0.21 | 0.32 | 3.90 | 4.20 | 51 | 72 | 3.94 |
| 1C x 6 | 0.21 | 0.21 | 0.32 | 4.00 | 4.30 | 64 | 82 | 3.14 |
| 1C x 8 | 0.21 | 0.21 | 0.32 | 4.60 | 5.00 | 82 | 100 | 2.38 |
| 1C x 10 | 0.21 | 0.21 | 0.48 | 5.30 | 6.00 | 111 | 119 | 1.82 |
| 1C x 12 | 0.21 | 0.21 | 0.48 | 5.80 | 6.50 | 131 | 135 | 1.52 |
| 1C x 16 | 0.21 | 0.21 | 0.52 | 6.40 | 7.20 | 175 | 160 | 1.16 |
| 1C x 20 | 0.21 | 0.21 | 0.52 | 7.00 | 7.80 | 207 | 180 | 0.955 |
| 1C x 25 | 0.21 | 0.21 | 0.52 | 7.90 | 8.70 | 264 | 211 | 0.743 |
| 1C x 30 | 0.21 | 0.21 | 0.64 | 8.70 | 9.60 | 305 | 230 | 0.647 |
| 1C x 35 | 0.21 | 0.21 | 0.64 | 9.40 | 10.40 | 367 | 259 | 0.527 |
| 1C x 40 | 0.21 | 0.21 | 0.71 | 10.00 | 11.10 | 414 | 278 | 0.473 |
| 1C x 50 | 0.21 | 0.21 | 0.71 | 11.00 | 12.20 | 528 | 321 | 0.368 |
| 1C x 60 | 0.21 | 0.21 | 0.80 | 12.00 | 13.30 | 611 | 354 | 0.315 |
| 1C x 70 | 0.21 | 0.21 | 0.80 | 13.00 | 14.40 | 708 | 396 | 0.259 |
| 1C x 85 | 0.21 | 0.21 | 0.90 | 14.40 | 15.80 | 876 | 437 | 0.219 |
| 1C x 95 | 0.21 | 0.21 | 0.90 | 15.30 | 16.70 | 984 | 469 | 0.196 |

* Current carrying capacity given is for the maximum conductor operating of 150°C and ambient air temperature of 40°C.

Svarn

SVARN EV CABLES

# Polyheat 150 Single Core

## Stranded Class D (Thin) 1000V AC EV 150°C Cable

### Application

- Electric vehicle charging station
- Portable cables for hybrid & electric vehicles
- Designed to be installed (both indoors and outdoors) at private homes, communal blocks, companies & other places
- Enhanced DV power rating makes it ideal for high powered charging stations.
- Designed to be installed in public access environment like urban spaces, shopping centres, car parks, airports etc.
- Suitability for installation with possibility of water immersion

### Technical Data

- Rated Temperature: -40°C to +150°C (3000 Hours)
- Max. Rated Voltage:
  (i) 600V AC/900V DC (0.35mm)
  (ii) 1000V AC / 1500V DC (0.5mm and above)
  (ISO Conductor size 0.35Sq.mm shall not be used for 1000V AC / 1500V DC Cables)
- Test Voltage :
  (i) 3kV AC for 5 mins (0.35 Sqmm)
  (ii) 10kV AC for 5 mins (≥0.5 Sqmm)
- Insulation Faults : 6kV AC for 900V & 8kV AC for 1500V DC
- Specification ISO 19642-5, ISO 6722

### Cable Structure

- Conductor: Annealed Plain Copper Conductor according to ISO 19642 (Stranded)
- Insulation Electron Beam Cross linked Polyolefin Class D (Thin Wall)
- Insulation Colour: Orange (or) As Per Customer Request

### Features

- Designed for harsh mechanical environments.
- Chemical and abrasion resistant.
- Hydrolyse resistant.
- Thermal stress resistant.
- Halogen free.
- Flame resistant.
- High flexibility and easy to use.
- Light weight, thin diameter.
- Cable is constructed to prevent injury and leakage.
- Low corrosive gas emission.

| Conductor Construction | | | Insulation Thickness (Min.) | Overall Diameter | | Weight Approx. | Current Carrying Capacity | Max. Conductor Resistance at 20°C |
|---|---|---|---|---|---|---|---|---|
| Nominal Cross Section | No. of Strands | Stand dia. (mm) (Max.) | | (Min.) | (Max.) | | | |
| mm² | nos. | mm | mm | mm | mm | kg/km | Amps | Ω/km |
| 1C x 0.5 | 19 | 0.19 | 0.48 | 2.00 | 2.30 | 9 | 18 | 37.1 |
| 1C x 0.75 | 19 | 0.24 | 0.48 | 2.20 | 2.50 | 12 | 23 | 24.7 |
| 1C x 1 | 19 | 0.27 | 0.48 | 2.40 | 2.70 | 16 | 28 | 18.5 |
| 1C x 1.25 | 19 | 0.3 | 0.48 | 2.40 | 2.95 | 19 | 32 | 14.9 |
| 1C x 1.5 | 19 | 0.33 | 0.48 | 2.70 | 3.00 | 22 | 35 | 12.7 |
| 1C x 2 | 19 | 0.38 | 0..48 | 3.00 | 3.30 | 27 | 42 | 9.42 |
| 1C x 2.5 | 37 | 0.3 | 0.56 | 3.30 | 3.60 | 35 | 49 | 7.6 |
| 1C x 3 | 44 | 0.31 | 0.56 | 3.80 | 4.10 | 38 | 56 | 6.15 |
| 1C x 4 | 56 | 0.31 | 0.64 | 4.00 | 4.40 | 50 | 66 | 4.71 |
| 1C x 5 | 70 | 0.31 | 0.64 | 4.50 | 4.90 | 58 | 74 | 3.94 |
| 1C x 6 | 84 | 0.31 | 0.64 | 4.60 | 5.00 | 68 | 85 | 3.14 |
| 1C x 8 | 116 | 0.31 | 0.64 | 5.00 | 5.90 | 90 | 103 | 2.38 |
| 1C x 10 | 144 | 0.31 | 0.8 | 5.90 | 6.50 | 115 | 120 | 1.82 |
| 1C x 12 | 174 | 0.31 | 0.8 | 6.60 | 7.40 | 140 | 137 | 1.52 |
| 1C x 16 | 228 | 0.31 | 0.8 | 7.70 | 8.30 | 175 | 162 | 1.16 |
| 1C x 20 | 276 | 0.31 | 0.88 | 8.10 | 9.10 | 210 | 182 | 0.955 |
| 1C x 25 | 355 | 0.31 | 1.04 | 9.40 | 10.40 | 275 | 213 | 0.743 |
| 1C x 30 | 408 | 0.31 | 1.04 | 9.70 | 10.90 | 310 | 231 | 0.647 |
| 1C x 35 | 501 | 0.31 | 1.04 | 9.60 | 11.60 | 370 | 260 | 0.527 |
| 1C x 40 | 558 | 0.31 | 1.12 | 11.20 | 12.40 | 415 | 278 | 0.473 |
| 1C x 50 | 717 | 0.31 | 1.2 | 11.50 | 13.50 | 530 | 320 | 0.368 |
| 1C x 60 | 838 | 0.31 | 1.2 | 13.40 | 14.60 | 615 | 353 | 0.315 |
| 1C x 70 | 1019 | 0.31 | 1.2 | 13.50 | 15.50 | 740 | 394 | 0.259 |
| 1C x 85 | 1197 | 0.31 | 1.28 | 14.80 | 16.80 | 870 | 435 | 0.219 |
| 1C x 95 | 1347 | 0.31 | 1.28 | 16.00 | 18.00 | 970 | 467 | 0.196 |
| 1C x 120 | 1726 | 0.31 | 1.28 | 17.70 | 19.70 | 1216 | 538 | 0.153 |

* Current carrying capacity given is for the maximum conductor operating of 150°C and ambient air temperature of 40°C.

# Polyheat 150 Single Core

## Stranded Class D (Thin) 1000V AC EV 150°C Cable

### Application

- Electric vehicle charging station
- Portable cables for hybrid & electric vehicles
- Designed to be installed (both indoors and outdoors) at private homes, communal blocks, companies & other places
- Enhanced DV power rating makes it ideal for high powered charging stations.
- Designed to be installed in public access environment like urban spaces, shopping centres, car parks, airports etc.
- Suitability for installation with possibility of water immersion

### Technical Data

- Rated Temperature: -40°C to +150°C (3000 Hours)
- Max. Rated Voltage:
  (i) 600V AC/900V DC (0.35mm)
  (ii) 1000V AC / 1500V DC (0.5mm and above)
  (ISO Conductor size 0.35Sq.mm shall not be used for 1000V AC / 1500V DC Cables)
- Test Voltage :
  (i) 3kV AC for 5 mins (0.35 Sqmm)
  (ii) 10kV AC for 5 mins (≥0.5 Sqmm)
- Insulation Faults : 6kV AC for 900V & 8kV AC for 1500V DC
- Specification ISO 19642-5, ISO 6722

### Cable Structure

- Conductor: Annealed Plain Copper Conductor according to ISO 19642 (Flexible)
- Insulation Electron Beam Cross linked Polyolefin Class D (Thin Wall)
- Insulation Colour: Orange (or) As Per Customer Request

### Features

- Designed for harsh mechanical environments.
- Chemical and abrasion resistant.
- Hydrolyse resistant.
- Thermal stress resistant.
- Halogen free.
- Flame resistant.
- High flexibility and easy to use.
- Light weight, thin diameter.
- Cable is constructed to prevent injury and leakage.
- Low corrosive gas emission.

| Conductor Construction | | | Insulation Thickness (Min.) | Overall Diameter | | Weight Approx. | Current Carrying Capacity | Max. Conductor Resistance at 20°C |
|---|---|---|---|---|---|---|---|---|
| Nominal Cross Section | No. of Strands | Stand dia. (mm) (Max.) | | (Min.) | (Max.) | | | |
| mm² | nos. | mm | mm | mm | mm | kg/km | Amps | Ω/km |
| 1C x 0.35 | 7 | 0.26 | 0.20 | 1.20 | 1.40 | 5 | 13 | 54.4 |
| 1C x 0.5 | 19 | 0.19 | 0.22 | 1.40 | 1.60 | 6 | 16 | 37.1 |
| 1C x 0.75 | 19 | 0.24 | 0.24 | 1.70 | 1.90 | 9 | 22 | 24.7 |
| 1C x 1 | 19 | 0.27 | 0.24 | 1.90 | 2.10 | 11 | 26 | 18.5 |
| 1C x 1.25 | 19 | 0.30 | 0.24 | 2.10 | 2.30 | 14 | 30 | 14.9 |
| 1C x 1.5 | 19 | 0.33 | 0.24 | 2.20 | 2.40 | 16.5 | 33 | 12.7 |
| 1C x 2 | 19 | 0.38 | 0.28 | 2.50 | 2.80 | 22.5 | 41 | 9.42 |
| 1C x 2.5 | 37 | 0.30 | 0.28 | 2.70 | 3.00 | 26 | 46 | 7.6 |
| 1C x 3 | 44 | 0.31 | 0.32 | 3.10 | 3.40 | 33 | 54 | 6.15 |
| 1C x 4 | 56 | 0.31 | 0.32 | 3.40 | 3.70 | 41 | 64 | 4.71 |
| 1C x 5 | 70 | 0.31 | 0.32 | 3.90 | 4.20 | 51 | 72 | 3.94 |
| 1C x 6 | 84 | 0.31 | 0.32 | 4.00 | 4.30 | 60 | 82 | 3.14 |
| 1C x 8 | 116 | 0.31 | 0.32 | 4.60 | 5.00 | 81 | 100 | 2.38 |
| 1C x 10 | 144 | 0.31 | 0.48 | 5.30 | 6.00 | 104 | 119 | 1.82 |
| 1C x 12 | 174 | 0.31 | 0.48 | 5.80 | 6.50 | 124 | 135 | 1.52 |
| 1C x 16 | 228 | 0.31 | 0.52 | 6.40 | 7.20 | 162 | 160 | 1.16 |
| 1C x 20 | 276 | 0.31 | 0.52 | 7.00 | 7.80 | 195 | 180 | 0.955 |
| 1C x 25 | 355 | 0.31 | 0.52 | 7.90 | 8.70 | 245 | 211 | 0.743 |
| 1C x 30 | 408 | 0.31 | 0.64 | 8.70 | 9.60 | 285 | 230 | 0.647 |
| 1C x 35 | 501 | 0.31 | 0.64 | 9.40 | 10.40 | 350 | 259 | 0.527 |
| 1C x 40 | 558 | 0.31 | 0.71 | 10.00 | 11.10 | 390 | 278 | 0.473 |
| 1C x 50 | 717 | 0.31 | 0.71 | 11.00 | 12.20 | 495 | 321 | 0.368 |
| 1C x 60 | 838 | 0.31 | 0.80 | 12.00 | 13.30 | 575 | 354 | 0.315 |
| 1C x 70 | 1019 | 0.31 | 0.80 | 13.00 | 14.40 | 695 | 396 | 0.259 |
| 1C x 85 | 1197 | 0.31 | 0.90 | 14.40 | 15.80 | 820 | 437 | 0.219 |
| 1C x 95 | 1347 | 0.31 | 0.90 | 15.30 | 16.70 | 920 | 469 | 0.196 |

* Current carrying capacity given is for the maximum conductor operating of 150°C and ambient air temperature of 40°C.

Svarn

SVARN EV CABLES

# Polyheat Flex 150 Multi Core Unscreened

## Flexible Class D Thin 1000V AC EV 150°C Cable

### Application

- Electric vehicle charging station
- Portable cables for hybrid & electric vehicles
- Designed to be installed (both indoors and outdoors) at private homes, communal blocks, companies & other places
- Enhanced DV power rating makes it ideal for high powered charging stations
- Designed to be installed in public access environment like urban spaces, shopping centres, car parks, airports etc.
- Suitability for installation with possibility of water immersion

### Technical Data

- Rated Temperature: -40°C to +125°C (3000 Hours)
- Max. Rated Voltage: 1000V AC / 1500V DC
- Test Voltage: 10kV AC for 5 mins (≥0.5 Sqmm)
- Insulation Faults: 8kV AC
- Specification: ISO 19642-9, ISO 6722

### Cable Structure

- Conductor: Annealed Plain Copper Conductor according to ISO 19642 (Flexible)
- Insulation: Electron Beam Cross Linked Polyolefin Class D (Thin Wall)
- Insulation Colour: As per ISO 19642-1
- Sheath: Electron Beam Crossed Linked Polyolefin
- Sheath Colour: Orange (or) As Per Customer requirements

### Features

- Designed for harsh mechanical environments.
- Chemical and abrasion resistant.
- Hydrolyse resistant.
- Thermal stress resistant.
- Halogen free.
- Flame resistant.
- High flexibility and easy to use.
- Light weight, thin diameter.
- Cable is constructed to prevent injury and leakage.
- Low corrosive gas emission.

| Conductor Construction | | | Insulation Thickness (Min.) | Sheath Thickness (Nom.) | Overall Diameter | | Weight Approx. | Current Carrying Capacity | Max. Conductor Resistance at 20°C |
|---|---|---|---|---|---|---|---|---|---|
| Nominal Cross Section | No. of Strands | Stand dia. (Max.) | | | (Min.) | (Max.) | | | |
| mm² | nos. | mm | mm | mm | mm | mm | kg/km | Amps | Ω/km |
| 2C x 1.5 | 182 | 0.11 | 0.24 | 0.6 | 5.4 | 5.9 | 70 | 28 | 12.7 |
| 3C x 1.5 | 182 | 0.11 | 0.24 | 0.6 | 5.8 | 6.4 | 90 | 25 | 12.7 |
| 4C x 1.5 | 182 | 0.11 | 0.24 | 0.6 | 6.5 | 7.00 | 110 | 23 | 12.7 |
| 2C x 2.5 | 140 | 0.16 | 0.28 | 0.6 | 6.7 | 7.3 | 105 | 39 | 7.6 |
| 3C x 2.5 | 140 | 0.16 | 0.28 | 0.7 | 7.2 | 7.8 | 140 | 34 | 7.6 |
| 4C x 2.5 | 140 | 0.16 | 0.28 | 0.7 | 8.00 | 8.6 | 170 | 32 | 7.6 |
| 2C x 4 | 224 | 0.16 | 0.32 | 0.7 | 8.1 | 8.8 | 160 | 53 | 4.71 |
| 3C x 4 | 224 | 0.16 | 0.32 | 0.7 | 8.7 | 9.4 | 215 | 46 | 4.71 |
| 4C x 4 | 224 | 0.16 | 0.32 | 0.8 | 9.7 | 10.4 | 265 | 43 | 4.71 |
| 2C x 6 | 189 | 0.21 | 0.32 | 0.7 | 9.4 | 10.1 | 220 | 68 | 3.14 |
| 3C x 6 | 189 | 0.21 | 0.32 | 0.8 | 10.1 | 10.8 | 290 | 59 | 3.14 |
| 4C x 6 | 189 | 0.21 | 0.32 | 0.8 | 11.2 | 12.00 | 365 | 55 | 3.14 |
| 2C x 10 | 320 | 0.21 | 0.48 | 0.8 | 12.8 | 13.7 | 390 | 96 | 1.82 |
| 3C x 10 | 320 | 0.21 | 0.48 | 0.9 | 13.8 | 14.7 | 510 | 84 | 1.82 |
| 2C x 16 | 512 | 0.21 | 0.52 | 0.9 | 15.3 | 16.2 | 590 | 130 | 1.16 |
| 3C x 16 | 512 | 0.21 | 0.52 | 0.9 | 16.4 | 17.4 | 770 | 113 | 1.16 |

* Current carrying capacity given is for the maximum conductor operating of 125°C and ambient air temperature of 40°C.

SVARN EV CABLES

Svarn

# Polyheat 150 Multi Core Unscreened

## Stranded Class D (Thin) 1000V AC EV 150°C Cable

### Application

- Electric vehicle charging station
- Portable cables for hybrid & electric vehicles
- Designed to be installed (both indoors and outdoors) at private homes, communal blocks, companies & other places
- Enhanced DV power rating makes it ideal for high powered charging stations
- Designed to be installed in public access environment like urban spaces, shopping centres, car parks, airports etc.
- Suitability for installation with possibility of water immersion

### Technical Data

- Rated Temperature: -40°C to +150°C (3000 Hours)
- Max. Rated Voltage: 1000V AC / 1500V DC
- Test Voltage: 10kV AC for 5 mins (≥0.5 Sqmm)
- Insulation Faults: 8kV AC
- Specification: ISO 19642-9, ISO 6722

### Cable Structure

- Conductor: Annealed Plain Copper Conductor according to ISO 19642 (Stranded)
- Insulation: Electron Beam Cross Linked Polyolefin Class D (Thin Wall)
- Insulation Colour: As per ISO 19642-1
- Sheath: Electron Beam Crossed Linked Polyolefin
- Sheath Colour: Orange (or) As Per Customer requirements

### Features

- Designed for harsh mechanical environments.
- Chemical and abrasion resistant.
- Hydrolyse resistant.
- Thermal stress resistant.
- Halogen free.
- Flame resistant.
- High flexibility and easy to use.
- Light weight, thin diameter.
- Cable is constructed to prevent injury and leakage.
- Low corrosive gas emission.

| Conductor Construction | | | Insulation Thickness (Min.) | Sheath Thickness (Nom.) | Overall Diameter | | Weight Approx. | Current Carrying Capacity | Max. Conductor Resistance at 20°C |
|---|---|---|---|---|---|---|---|---|---|
| Nominal Cross Section | No. of Strands | Stand dia. (Max.) | | | (Min.) | (Max.) | | | |
| mm² | nos. | mm | mm | mm | mm | mm | kg/km | Amps | Ω/km |
| 2C x 1.5 | 19 | 0.33 | 0.24 | 0.6 | 5.4 | 5.9 | 66 | 28 | 12.7 |
| 3C x 1.5 | 19 | 0.33 | 0.24 | 0.6 | 5.8 | 6.4 | 80 | 25 | 12.7 |
| 4C x 1.5 | 19 | 0.33 | 0.24 | 0.6 | 6.5 | 7.00 | 101 | 23 | 12.7 |
| 2C x 2.5 | 37 | 0.3 | 0.28 | 0.6 | 6.7 | 7.3 | 100 | 39 | 7.6 |
| 3C x 2.5 | 37 | 0.3 | 0.28 | 0.7 | 7.2 | 7.8 | 130 | 34 | 7.6 |
| 4C x 2.5 | 37 | 0.3 | 0.28 | 0.7 | 8.00 | 8.6 | 160 | 32 | 7.6 |
| 2C x 4 | 56 | 0.31 | 0.32 | 0.7 | 8.1 | 8.8 | 150 | 53 | 4.71 |
| 3C x 4 | 56 | 0.31 | 0.32 | 0.7 | 8.7 | 9.4 | 200 | 46 | 4.71 |
| 4C x 4 | 56 | 0.31 | 0.32 | 0.8 | 9.7 | 10.4 | 245 | 43 | 4.71 |
| 2C x 6 | 84 | 0.31 | 0.32 | 0.7 | 9.4 | 10.1 | 210 | 68 | 3.14 |
| 3C x 6 | 84 | 0.31 | 0.32 | 0.8 | 10.1 | 10.8 | 280 | 59 | 3.14 |
| 4C x 6 | 84 | 0.31 | 0.32 | 0.8 | 11.2 | 12 | 345 | 55 | 3.14 |
| 2C x 10 | 144 | 0.31 | 0.48 | 0.8 | 12.8 | 13.7 | 365 | 96 | 1.82 |
| 3C x 10 | 144 | 0.31 | 0.48 | 0.9 | 13.8 | 14.7 | 480 | 84 | 1.82 |
| 2C x 16 | 228 | 0.31 | 0.52 | 0.9 | 15.3 | 16.2 | 560 | 130 | 1.16 |
| 3C x 16 | 228 | 0.31 | 0.52 | 0.9 | 16.4 | 17.4 | 730 | 113 | 1.16 |

* Current carrying capacity given is for the maximum conductor operating of 150°C and ambient air temperature of 40°C.

Svarn

SVARN EV CABLES

# Polyheat Flex 150 Multi Core Unscreened

## Flexible Class D (Thick) 1000V AC EV 150°C Cable

### Application

- Electric vehicle charging station
- Portable cables for hybrid & electric vehicles
- Designed to be installed (both indoors and outdoors) at private homes, communal blocks, companies & other places
- Enhanced DV power rating makes it ideal for high powered charging stations
- Designed to be installed in public access environment like urban spaces, shopping centres, car parks, airports etc.
- Suitability for installation with possibility of water immersion

### Technical Data

- Rated Temperature: -40°C to +150°C (3000 Hours)
- Max. Rated Voltage: 1000V AC / 1500V DC
- Test Voltage: 10kV AC for 5 mins (≥0.5 Sqmm)
- Insulation Faults: 8kV AC
- Specification: ISO 19642-9, ISO 6722

### Cable Structure

- Conductor: Annealed Plain Copper Conductor according to ISO 19642 (Flexible)
- Insulation: Electron Beam Cross Linked Polyolefin Class D (Thick Wall)
- Insulation Colour: As per ISO 19642-1
- Sheath: Electron Beam Crossed Linked Polyolefin
- Sheath Colour: Orange (or) As Per Customer requirements

### Features

- Designed for harsh mechanical environments.
- Chemical and abrasion resistant.
- Hydrolyse resistant.
- Thermal stress resistant.
- Halogen free.
- Flame resistant.
- High flexibility and easy to use.
- Light weight, thin diameter.
- Cable is constructed to prevent injury and leakage.
- Low corrosive gas emission.

| Conductor Construction | | | Insulation Thickness (Min.) | Sheath Thickness (Nom.) | Overall Diameter | | Weight Approx. | Current Carrying Capacity | Max. Conductor Resistance at 20°C |
|---|---|---|---|---|---|---|---|---|---|
| Nominal Cross Section | No. of Strands | Stand dia. (Max.) | | | (Min.) | (Max.) | | | |
| mm² | nos. | mm | mm | mm | mm | mm | kg/km | Amps | Ω/km |
| 2C x 1.5 | 182 | 0.11 | 0.48 | 1.1 | 7.7 | 8.3 | 111 | 28 | 12.7 |
| 3C x 1.5 | 182 | 0.11 | 0.48 | 1.2 | 8.2 | 8.8 | 140 | 25 | 12.7 |
| 4C x 1.5 | 182 | 0.11 | 0.48 | 1.2 | 9.00 | 9.7 | 168 | 23 | 12.7 |
| 2C x 2.5 | 140 | 0.16 | 0,56 | 1.2 | 9.00 | 9.7 | 166 | 39 | 7.6 |
| 3C x 2.5 | 140 | 0.16 | 0.56 | 1.3 | 9.6 | 10.3 | 210 | 34 | 7.6 |
| 4C x 2.5 | 140 | 0.16 | 0.56 | 1.3 | 10.6 | 11.3 | 255 | 32 | 7.6 |
| 2C x 4 | 224 | 0.16 | 0.64 | 1.3 | 10.7 | 11.4 | 240 | 53 | 4.71 |
| 3C x 4 | 224 | 0.16 | 0.64 | 1.4 | 11.4 | 12.2 | 305 | 46 | 4.71 |
| 4C x 4 | 224 | 0.16 | 0.64 | 1.4 | 12.6 | 13.4 | 370 | 43 | 4.71 |
| 2C x 6 | 189 | 0.21 | 0.64 | 1.4 | 12 | 12.8 | 315 | 68 | 3.14 |
| 3C x 6 | 189 | 0.21 | 0.64 | 1.4 | 12.8 | 13.6 | 395 | 59 | 3.14 |
| 4C x 6 | 189 | 0.21 | 0.64 | 1.5 | 14.1 | 15.00 | 490 | 55 | 3.14 |

* Current carrying capacity given is for the maximum conductor operating of 150°C and ambient air temperature of 40°C.

SVARN EV CABLES

Svarn

# Polyheat 150 Multi Core Unscreened

## Stranded Class D (Thin) 1000V AC EV 150°C Cable

### Application

- Electric vehicle charging station
- Portable cables for hybrid & electric vehicles
- Designed to be installed (both indoors and outdoors) at private homes, communal blocks, companies & other places
- Enhanced DV power rating makes it ideal for high powered charging stations
- Designed to be installed in public access environment like urban spaces, shopping centres, car parks, airports etc.
- Suitability for installation with possibility of water immersion

### Technical Data

- Rated Temperature: -40°C to +150°C (3000 Hours)
- Max. Rated Voltage: 1000V AC / 1500V DC
- Test Voltage: 10kV AC for 5 mins (≥0.5 Sqmm)
- Insulation Faults: 8kV AC
- Specification: ISO 19642-9, ISO 6722

### Cable Structure

- Conductor: Annealed Plain Copper Conductor according to ISO 19642 (Stranded)
- Insulation: Electron Beam Cross Linked Polyolefin Class D (Thin Wall)
- Insulation Colour: As per ISO 19642-1
- Sheath: Electron Beam Crossed Linked Polyolefin
- Sheath Colour: Orange (or) As Per Customer requirements

### Features

- Designed for harsh mechanical environments.
- Chemical and abrasion resistant.
- Hydrolyse resistant.
- Thermal stress resistant.
- Halogen free.
- Flame resistant.
- High flexibility and easy to use.
- Light weight, thin diameter.
- Cable is constructed to prevent injury and leakage.
- Low corrosive gas emission.

| Conductor Construction | | | Insulation Thickness (Min.) | Sheath Thickness (Nom.) | Overall Diameter | | Weight Approx. | Current Carrying Capacity | Max. Conductor Resistance at 20°C |
|---|---|---|---|---|---|---|---|---|---|
| Nominal Cross Section | No. of Strands | Stand dia. (Max.) | | | (Min.) | (Max.) | | | |
| mm² | nos. | mm | mm | mm | mm | mm | kg/km | Amps | Ω/km |
| 2C x 1.5 | 19 | 0.33 | 0.48 | 1.1 | 7.70 | 8.3 | 108 | 28 | 12.7 |
| 3C x 1.5 | 19 | 0.33 | 0.48 | 1.2 | 8.20 | 8.80 | 135 | 25 | 12.7 |
| 4C x 1.5 | 19 | 0.33 | 0.48 | 1.2 | 9.00 | 9.70 | 162 | 23 | 12.7 |
| 2C x 2.5 | 37 | 0.30 | 0.56 | 1.2 | 9.00 | 9.70 | 154 | 39 | 7.6 |
| 3C x 2.5 | 37 | 0.30 | 0.56 | 1.3 | 9.60 | 10.30 | 195 | 34 | 7.6 |
| 4C x 2.5 | 37 | 0.30 | 0.56 | 1.3 | 10.60 | 11.30 | 235 | 32 | 7.6 |
| 2C x 4 | 56 | 0.31 | 0.64 | 1.3 | 10.70 | 11.40 | 220 | 53 | 4.71 |
| 3C x 4 | 56 | 0.31 | 0.64 | 1.4. | 11.40 | 12.20 | 280 | 46 | 4.71 |
| 4C x 4 | 56 | 0.31 | 0.64 | 1.4 | 12.60 | 13.40 | 340 | 43 | 4.71 |
| 2C x 6 | 84 | 0.31 | 0.64 | 1.4 | 12.00 | 12.80 | 295 | 68 | 3.14 |
| 3C x 6 | 84 | 0.31 | 0.64 | 1.4 | 12.80 | 13.60 | 370 | 59 | 3.14 |
| 4C x 6 | 84 | 0.31 | 0.64 | 1.5 | 14.10 | 15.00 | 460 | 55 | 3.14 |

* Current carrying capacity given is for the maximum conductor operating of 150°C and ambient air temperature of 40°C.

Svarn

SVARN EV CABLES

# Polyheat 150 Multi Core Unscreened

## Stranded Class D (Thick) 1000V AC EV 150°C Cable

### Application

- Electric vehicle charging station
- Portable cables for hybrid & electric vehicles
- Designed to be installed (both indoors and outdoors) at private homes, communal blocks, companies & other places
- Enhanced DV power rating makes it ideal for high powered charging stations
- Designed to be installed in public access environment like urban spaces, shopping centres, car parks, airports etc.
- Suitability for installation with possibility of water immersion

### Technical Data

- Rated Temperature: -40°C to +150°C (3000 Hours)
- Max. Rated Voltage: 1000V AC / 1500V DC
- Test Voltage: 10kV AC for 5 mins (≥0.5 Sqmm)
- Insulation Faults: 8kV AC
- Specification: ISO 19642-9, ISO 6722

### Cable Structure

- Conductor: Annealed Plain Copper Conductor according to ISO 19642 (Stranded)
- Insulation: Electron Beam Cross Linked Polyolefin Class D (Thick Wall)
- Insulation Colour: As per ISO 19642-1
- Sheath: Electron Beam Crossed Linked Polyolefin
- Sheath Colour: Orange (or) As Per Customer requirements

### Features

- Designed for harsh mechanical environments.
- Chemical and abrasion resistant.
- Hydrolyse resistant.
- Thermal stress resistant.
- Halogen free.
- Flame resistant.
- High flexibility and easy to use.
- Light weight, thin diameter.
- Cable is constructed to prevent injury and leakage.
- Low corrosive gas emission.

| Conductor Construction | | | Insulation Thickness (Min.) | Sheath Thickness (Nom.) | Sheath Thickness (Nom.) | Overall Diameter | | Weight Approx. | Current Carrying Capacity | Max. Conductor Resistance at 20°C |
|---|---|---|---|---|---|---|---|---|---|---|
| Nominal Cross Section | No. of Strands | Stand dia. (Max.) | | | | (Min.) | (Max.) | | | |
| mm² | nos. | mm | mm | mm | mm | mm | mm | kg/km | Amps | Ω/km |
| 1C x 1.5 | 182 | 0.11 | 0.24 | 0.13 | 0.40 | 3.30 | 3.70 | 36 | 35 | 12.7 |
| 1C x2 | 245 | 0.11 | 0.28 | 0.13 | 0.40 | 3.70 | 4.10 | 43 | 42 | 9.42 |
| 1C x 2.5 | 140 | 0.16 | 0.28 | 0.13 | 0.40 | 3.90 | 4.30 | 49 | 49 | 7.6 |
| 1C x 3 | 160 | 0.16 | 0.32 | 0.16 | 0.40 | 4.20 | 4.80 | 58 | 56 | 6.15 |
| 1C x 4 | 224 | 0.16 | 0.32 | 0.16 | 0.40 | 4.50 | 5.10 | 73 | 66 | 4.71 |
| 1C x 5 | 250 | 0.16 | 0.32 | 0.16 | 0.60 | 5.40 | 6.00 | 86 | 74 | 3.94 |
| 1C x 6 | 189 | 0.21 | 0.32 | 0.16 | 0.60 | 5.50 | 6.10 | 102 | 85 | 3.14 |
| 1C x 8 | 240 | 0.21 | 0.32 | 0.19 | 0.65 | 6.50 | 7.10 | 132 | 103 | 2.38 |
| 1C x 10 | 320 | 0.21 | 0.48 | 0.19 | 0.65 | 7.50 | 8.10 | 170 | 120 | 1.82 |
| 1C x 12 | 380 | 0.21 | 0.48 | 0.19 | 0.65 | 8.00 | 8.60 | 193 | 135 | 1.52 |
| 1C x 16 | 512 | 0.21 | 0.52 | 0.19 | 0.80 | 9.00 | 9.60 | 253 | 162 | 1.16 |
| 1C x 20 | 610 | 0.21 | 0.52 | 0.19 | 0.80 | 9.60 | 10.2 | 290 | 188 | 0.955 |
| 1C x 25 | 790 | 0.21 | 0.52 | 0.21 | 0.90 | 10.70 | 11.3 | 365 | 213 | 0.743 |
| 1C x 30 | 903 | 0.21 | 0.64 | 0.21 | 0.90 | 11.60 | 12.2 | 410 | 235 | 0.647 |
| 1C x 35 | 1102 | 0.21 | 0.64 | 0.21 | 1.00 | 12.60 | 13.2 | 490 | 263 | 0.527 |
| 1C x 40 | 1235 | 0.21 | 0.71 | 0.21 | 1.00 | 13.30 | 13.9 | 540 | 290 | 0.473 |
| 1C x 50 | 1600 | 0.21 | 0.71 | 0.21 | 1.10 | 14.60 | 15.2 | 675 | 327 | 0.368 |
| 1C x 60 | 1841 | 0.21 | 0.80 | 0.21 | 1.10 | 15.50 | 16.3 | 770 | 370 | 0.315 |
| 1C x 70 | 2147 | 0.21 | 0.80 | 0.21 | 1.10 | 16.60 | 17.4 | 880 | 418 | 0.259 |
| 1C x 85 | 2660 | 0.21 | 0.90 | 0.26 | 1.10 | 18.20 | 19.00 | 1080 | 475 | 0.219 |
| 1C x 95 | 3000 | 0.21 | 0.90 | 0.26 | 1.10 | 19.10 | 19.9 | 1200 | 516 | 0.196 |

* Current carrying capacity given is for the maximum conductor operating of 125°C and ambient air temperature of 40°C.

SVARN EV CABLES

Svarn

# Polyheat Flex 150 Single Core Screened

## Flexible Class D (Thin) 1000V AC EV 150°C Cable

### Application

- Electric vehicle charging station
- Portable cables for hybrid & electric vehicles
- Designed to be installed (both indoors and outdoors) at private homes, communal blocks, companies & other places
- Enhanced DV power rating makes it ideal for high powered charging stations
- Designed to be installed in public access environment like urban spaces, shopping centres, car parks, airports etc.
- Suitability for installation with possibility of water immersion

### Technical Data

- Rated Temperature: -40°C to +150°C (3000 Hours)
- Max. Rated Voltage: 1000V AC / 1500V DC
- Test Voltage: 10kV AC for 5 mins (≥0.5 Sqmm)
- Insulation Faults: 8kV AC
- Specification: ISO 19642-9, ISO 6722

### Cable Structure

- Conductor: Annealed Plain Copper Conductor according to ISO 19642 (Flexible)
- Insulation: Electron Beam Cross Linked Polyolefin Class D (Thin wall)
- Insulation Colour: As per ISO 19642-1
- Screening: Annealed Tinned Copper Conductor
- Sheath: Electron Beam Crossed Linked Polyolefin
- Sheath Colour: Orange (or) As Per Customer requirements

### Features

- Designed for harsh mechanical environments.
- Chemical and abrasion resistant.
- Hydrolyse resistant.
- Thermal stress resistant.
- Halogen free.
- Flame resistant.
- High flexibility and easy to use.
- Light weight, thin diameter.
- Cable is constructed to prevent injury and leakage.
- Low corrosive gas emission.

| Conductor Construction | | | Insulation Thickness (Min.) | Sheath Thickness (Nom.) | Sheath Thickness (Nom.) | Overall Diameter | | Weight Approx. | Current Carrying Capacity | Max. Conductor Resistance at 20°C |
|---|---|---|---|---|---|---|---|---|---|---|
| Nominal Cross Section | No. of Strands | Stand dia. (Max.) | | | | (Min.) | (Max.) | | | |
| mm² | nos. | mm | mm | mm | mm | mm | mm | kg/km | Amps | Ω/km |
| 1C x 1.5 | 182 | 0.11 | 0.24 | 0.13 | 0.40 | 3.30 | 3.70 | 36 | 35 | 12.7 |
| 1C x2 | 245 | 0.11 | 0.28 | 0.13 | 0.40 | 3.70 | 4.10 | 43 | 42 | 9.42 |
| 1C x 2.5 | 140 | 0.16 | 0.28 | 0.13 | 0.40 | 3.90 | 4.30 | 49 | 49 | 7.6 |
| 1C x 3 | 160 | 0.16 | 0.32 | 0.16 | 0.40 | 4.20 | 4.80 | 58 | 56 | 6.15 |
| 1C x 4 | 224 | 0.16 | 0.32 | 0.16 | 0.40 | 4.50 | 5.10 | 73 | 66 | 4.71 |
| 1C x 5 | 250 | 0.16 | 0.32 | 0.16 | 0.60 | 5.40 | 6.00 | 86 | 74 | 3.94 |
| 1C x 6 | 189 | 0.21 | 0.32 | 0.16 | 0.60 | 5.50 | 6.10 | 102 | 85 | 3.14 |
| 1C x 8 | 240 | 0.21 | 0.32 | 0.19 | 0.65 | 6.50 | 7.10 | 132 | 103 | 2.38 |
| 1C x 10 | 320 | 0.21 | 0.48 | 0.19 | 0.65 | 7.50 | 8.10 | 170 | 120 | 1.82 |
| 1C x 12 | 380 | 0.21 | 0.48 | 0.19 | 0.65 | 8.00 | 8.60 | 193 | 135 | 1.52 |
| 1C x 16 | 512 | 0.21 | 0.52 | 0.19 | 0.80 | 9.00 | 9.60 | 253 | 162 | 1.16 |
| 1C x 20 | 610 | 0.21 | 0.52 | 0.19 | 0.80 | 9.60 | 10.20 | 290 | 188 | 0.955 |
| 1C x 25 | 790 | 0.21 | 0.52 | 0.21 | 0.90 | 10.70 | 11.30 | 365 | 213 | 0.743 |
| 1C x 30 | 903 | 0.21 | 0.64 | 0.21 | 0.90 | 11.60 | 12.20 | 410 | 235 | 0.647 |
| 1C x 35 | 1102 | 0.21 | 0.64 | 0.21 | 1.00 | 12.60 | 13.20 | 490 | 263 | 0.527 |
| 1C x 40 | 1235 | 0.21 | 0.71 | 0.21 | 1.00 | 13.30 | 13.90 | 540 | 290 | 0.473 |
| 1C x 50 | 1600 | 0.21 | 0.71 | 0.21 | 1.10 | 14.60 | 15.20 | 675 | 327 | 0.368 |
| 1C x 60 | 1841 | 0.21 | 0.80 | 0.21 | 1.10 | 15.50 | 16.30 | 770 | 370 | 0.315 |
| 1C x 70 | 2147 | 0.21 | 0.80 | 0.21 | 1.10 | 16.60 | 17.40 | 880 | 418 | 0.259 |
| 1C x 85 | 2660 | 0.21 | 0.90 | 0.26 | 1.10 | 18.20 | 19.00 | 1080 | 475 | 0.219 |
| 1C x 95 | 3000 | 0.21 | 0.90 | 0.26 | 1.10 | 19.1 | 19.90 | 1200 | 516 | 0.196 |

* Current carrying capacity given is for the maximum conductor operating of 150°C and ambient air temperature of 40°C.

Svarn

SVARN EV CABLES

# Polyheat Flex 150 Single Core Screened

## Stranded Class D (Thin) 1000V AC EV 150°C Cable

### Application

- Electric vehicle charging station
- Portable cables for hybrid & electric vehicles
- Designed to be installed (both indoors and outdoors) at private homes, communal blocks, companies & other places
- Enhanced DV power rating makes it ideal for high powered charging stations
- Designed to be installed in public access environment like urban spaces, shopping centres, car parks, airports etc.
- Suitability for installation with possibility of water immersion

### Technical Data

- Rated Temperature: -40°C to +150°C (3000 Hours)
- Max. Rated Voltage: 1000V AC / 1500V DC
- Test Voltage: 10kV AC for 5 mins (≥0.5 Sqmm)
- Insulation Faults: 8kV AC
- Specification: ISO 19642-9, ISO 6722

### Cable Structure

- Conductor: Annealed Plain Copper Conductor according to ISO 19642 (Stranded)
- Insulation: Electron Beam Cross Linked Polyolefin Class D (Thin wall)
- Insulation Colour: As per ISO 19642-1
- Screening: Annealed Tinned Copper Conductor
- Sheath: Electron Beam Crossed Linked Polyolefin
- Sheath Colour: Orange (or) As Per Customer requirements

### Features

- Designed for harsh mechanical environments.
- Chemical and abrasion resistant.
- Hydrolyse resistant.
- Thermal stress resistant.
- Halogen free.
- Flame resistant.
- High flexibility and easy to use.
- Light weight, thin diameter.
- Cable is constructed to prevent injury and leakage.
- Low corrosive gas emission.

| Conductor Construction | | | Insulation Thickness (Min.) | Sheath Thickness (Nom.) | Sheath Thickness (Nom.) | Overall Diameter | | Weight Approx. | Current Carrying Capacity | Max. Conductor Resistance at 20°C |
|---|---|---|---|---|---|---|---|---|---|---|
| Nominal Cross Section | No. of Strands | Stand dia. (Max.) | | | | (Min.) | (Max.) | | | |
| mm² | nos. | mm | mm | mm | mm | mm | mm | kg/km | Amps | Ω/km |
| 1C x 1.5 | 19 | 0.33 | 0.24 | 0.13 | 0.40 | 3.30 | 3.70 | 33 | 35 | 12.7 |
| 1C x 2 | 19 | 0.38 | 0.28 | 0.13 | 0.40 | 3.70 | 4.10 | 41 | 42 | 9.42 |
| 1C x 2.5 | 37 | 0.30 | 0.28 | 0.13 | 0.40 | 3.90 | 4.30 | 46 | 49 | 7.6 |
| 1C x 3 | 44 | 0.31 | 0.32 | 0.16 | 0.40 | 4.20 | 4.80 | 58 | 56 | 6.15 |
| 1C x 4 | 56 | 0.31 | 0.32 | 0.16 | 0.40 | 4.50 | 5.10 | 68 | 66 | 4.71 |
| 1C x 5 | 70 | 0.31 | 0.32 | 0.16 | 0.60 | 5.40 | 6.00 | 85 | 74 | 3.94 |
| 1C x 6 | 84 | 0.31 | 0.32 | 0.16 | 0.60 | 5.50 | 6.10 | 95 | 85 | 3.14 |
| 1C x 8 | 116 | 0.31 | 0.32 | 0.19 | 0.65 | 6.50 | 7.10 | 130 | 103 | 2.38 |
| 1C x 10 | 144 | 0.31 | 0.48 | 0.19 | 0.65 | 7.50 | 8.10 | 160 | 120 | 1.82 |
| 1C x 12 | 174 | 0.31 | 0.48 | 0.19 | 0.65 | 8.00 | 8.60 | 180 | 135 | 1.52 |
| 1C x 16 | 228 | 0.31 | 0.52 | 0.19 | 0.80 | 9.00 | 9.60 | 235 | 162 | 1.16 |
| 1C x 20 | 276 | 0.31 | 0.52 | 0.19 | 0.80 | 9.60 | 10.20 | 270 | 188 | 0.955 |
| 1C x 25 | 355 | 0.31 | 0.52 | 0.21 | 0.90 | 10.70 | 11.30 | 340 | 213 | 0.743 |
| 1C x 30 | 408 | 0.31 | 0.64 | 0.21 | 0.90 | 11.60 | 12.20 | 390 | 235 | 0.647 |
| 1C x 35 | 501 | 0.31 | 0.64 | 0.21 | 1.00 | 12.60 | 13.20 | 470 | 263 | 0.527 |
| 1C x 40 | 558 | 0.31 | 0.71 | 0.21 | 1.00 | 13.30 | 13.90 | 520 | 290 | 0.473 |
| 1C x 50 | 717 | 0.31 | 0.71 | 0.21 | 1.10 | 14.60 | 15.20 | 645 | 327 | 0.368 |
| 1C x 60 | 838 | 0.31 | 0.80 | 0.21 | 1.10 | 15.50 | 16.30 | 740 | 370 | 0.315 |
| 1C x 70 | 1019 | 0.31 | 0.80 | 0.21 | 1.10 | 16.60 | 17.40 | 810 | 418 | 0.259 |
| 1C x 85 | 1197 | 0.31 | 0.90 | 0.26 | 1.10 | 18.20 | 19.00 | 1035 | 475 | 0.219 |
| 1C x 95 | 1347 | 0.31 | 0.90 | 0.26 | 1.10 | 19.10 | 19.90 | 1145 | 516 | 0.196 |

* Current carrying capacity given is for the maximum conductor operating of 150°C and ambient air temperature of 40°C.

SVARN EV CABLES

Svarn

# Polyheat 150 Single Core Screened

## Flexible Class D (Thick) 1000V AC EV 150°C Cable

### Application

- Electric vehicle charging station
- Portable cables for hybrid & electric vehicles
- Designed to be installed (both indoors and outdoors) at private homes, communal blocks, companies & other places
- Enhanced DV power rating makes it ideal for high powered charging stations
- Designed to be installed in public access environment like urban spaces, shopping centres, car parks, airports etc.
- Suitability for installation with possibility of water immersion

### Technical Data

- Rated Temperature: -40°C to +150°C (3000 Hours)
- Max. Rated Voltage: 1000V AC / 1500V DC
- Test Voltage: 10kV AC for 5 mins (≥0.5 Sqmm)
- Insulation Faults: 8kV AC
- Specification: ISO 19642-9, ISO 6722

### Cable Structure

- Conductor: Annealed Plain Copper Conductor according to ISO 19642 (Flexible)
- Insulation: Electron Beam Cross Linked Polyolefin Class D (Thick wall)
- Insulation Colour: As per ISO 19642-1
- Screening: Annealed Tinned Copper Conductor
- Sheath: Electron Beam Crossed Linked Polyolefin
- Sheath Colour: Orange (or) As Per Customer requirements

### Features

- Designed for harsh mechanical environments.
- Chemical and abrasion resistant.
- Hydrolyse resistant.
- Thermal stress resistant.
- Halogen free.
- Flame resistant.
- High flexibility and easy to use.
- Light weight, thin diameter.
- Cable is constructed to prevent injury and leakage.
- Low corrosive gas emission.

| Conductor Construction | | | Insulation Thickness (Min.) | Sheath Thickness (Nom.) | Sheath Thickness (Nom.) | Overall Diameter | | Weight Approx. | Current Carrying Capacity | Max. Conductor Resistance at 20°C |
|---|---|---|---|---|---|---|---|---|---|---|
| Nominal Cross Section | No. of Strands | Stand dia. (Max.) | | | | (Min.) | (Max.) | | | |
| mm² | nos. | mm | mm | mm | mm | mm | mm | kg/km | Amps | Ω/km |
| 1C x 1.5 | 182 | 0.11 | 0.48 | 0.13 | 0.90 | 4.9 | 5.3 | 53 | 35 | 12.7 |
| 1C x2 | 245 | 0.11 | 0.48 | 0.13 | 0.90 | 5.2 | 5.6 | 60 | 42 | 9.42 |
| 1C x 2.5 | 140 | 0.16 | 0.56 | 0.13 | 1.00 | 5.5 | 6.1 | 74 | 49 | 7.6 |
| 1C x 3 | 160 | 0.16 | 0.56 | 0.16 | 1.00 | 6.1 | 6.7 | 84 | 56 | 6.15 |
| 1C x 4 | 224 | 0.16 | 0.64 | 0.16 | 1.10 | 6.6 | 7.2 | 105 | 66 | 4.71 |
| 1C x 5 | 250 | 0.16 | 0.64 | 0.16 | 1.10 | 7.1 | 7.7 | 115 | 74 | 3.94 |
| 1C x 6 | 189 | 0.21 | 0.64 | 0.16 | 1.10 | 7.2 | 7.8 | 130 | 85 | 3.14 |
| 1C x 8 | 240 | 0.21 | 0.64 | 0.19 | 1.20 | 8.5 | 9.1 | 165 | 103 | 2.38 |
| 1C x 10 | 320 | 0.21 | 0.80 | 0.19 | 1.20 | 9.1 | 9.7 | 210 | 120 | 1.82 |
| 1C x 12 | 380 | 0.21 | 0.80 | 0.19 | 1.30 | 10.2 | 10.8 | 240 | 135 | 1.52 |
| 1C x 16 | 512 | 0.21 | 0.80 | 0.19 | 1.30 | 11.1 | 11.7 | 295 | 162 | 1.16 |
| 1C x 20 | 610 | 0.21 | 0.88 | 0.19 | 1.40 | 12.1 | 12.7 | 345 | 188 | 0.955 |
| 1C x 25 | 790 | 0.21 | 1.04 | 0.21 | 1.40 | 13.4 | 14.00 | 435 | 213 | 0.743 |
| 1C x 30 | 903 | 0.21 | 1.04 | 0.21 | 1.50 | 14.1 | 14.7 | 485 | 235 | 0.647 |
| 1C x 35 | 1102 | 0.21 | 1.04 | 0.21 | 1.50 | 14.8 | 15.4 | 560 | 263 | 0.527 |
| 1C x 40 | 1235 | 0.21 | 1.12 | 0.21 | 1.50 | 15.6 | 16.2 | 620 | 290 | 0.473 |
| 1C x 50 | 1600 | 0.21 | 1.20 | 0.21 | 1.60 | 16.7 | 17.5 | 775 | 327 | 0.368 |
| 1C x 60 | 1841 | 0.21 | 1.20 | 0.21 | 1.60 | 17.8 | 18.6 | 860 | 370 | 0.315 |
| 1C x 70 | 2147 | 0.21 | 1.20 | 0.21 | 1.60 | 18.9 | 19.7 | 970 | 418 | 0.259 |
| 1C x 85 | 2660 | 0.21 | 1.28 | 0.26 | 1.70 | 20.4 | 21.2 | 1200 | 475 | 0.219 |

* Current carrying capacity given is for the maximum conductor operating of 150°C and ambient air temperature of 40°C.

Svarn

SVARN EV CABLES

# Polyheat 150 Single Core Screened

## Stranded Class D (Thick) 1000V AC EV 150°C Cable

### Application

- Electric vehicle charging station
- Portable cables for hybrid & electric vehicles
- Designed to be installed (both indoors and outdoors) at private homes, communal blocks, companies & other places
- Enhanced DV power rating makes it ideal for high powered charging stations
- Designed to be installed in public access environment like urban spaces, shopping centres, car parks, airports etc.
- Suitability for installation with possibility of water immersion

### Technical Data

- Rated Temperature: -40°C to +150°C (3000 Hours)
- Max. Rated Voltage: 1000V AC / 1500V DC
- Test Voltage: 10kV AC for 5 mins (≥0.5 Sqmm)
- Insulation Faults: 8kV AC
- Specification: ISO 19642-9, ISO 6722

### Cable Structure

- Conductor: Annealed Plain Copper Conductor according to ISO 19642 (Stranded)
- Insulation: Electron Beam Cross Linked Polyolefin Class D (Thick wall)
- Insulation Colour: As per ISO 19642-1
- Screening: Annealed Tinned Copper Conductor
- Sheath: Electron Beam Crossed Linked Polyolefin
- Sheath Colour: Orange (or) As Per Customer requirements

### Features

- Designed for harsh mechanical environments.
- Chemical and abrasion resistant.
- Hydrolyse resistant.
- Thermal stress resistant.
- Halogen free.
- Flame resistant.
- High flexibility and easy to use.
- Light weight, thin diameter.
- Cable is constructed to prevent injury and leakage.
- Low corrosive gas emission.

| Conductor Construction | | | Insulation Thickness (Min.) | Sheath Thickness (Nom.) | Sheath Thickness (Nom.) | Overall Diameter | | Weight Approx. | Current Carrying Capacity | Max. Conductor Resistance at 20°C |
|---|---|---|---|---|---|---|---|---|---|---|
| Nominal Cross Section | No. of Strands | Stand dia. (Max.) | | | | (Min.) | (Max.) | | | |
| mm² | nos. | mm | mm | mm | mm | mm | mm | kg/km | Amps | Ω/km |
| 1C x 1.5 | 19 | 0.33 | 0.48 | 0.13 | 0.9 | 4.9 | 5.3 | 50 | 35 | 12.7 |
| 1C x 2 | 19 | 0.38 | 0.48 | 0.13 | 0.9 | 5.2 | 5.6 | 58 | 42 | 9.42 |
| 1C x 2.5 | 37 | 0.3 | 0.56 | 0.13 | 1.00 | 5.5 | 6.1 | 70 | 49 | 7.6 |
| 1C x 3 | 44 | 0.31 | 0.56 | 0.16 | 1.00 | 6.1 | 6.7 | 82 | 56 | 6.15 |
| 1C x 4 | 56 | 0.31 | 0.64 | 0.16 | 1.1 | 6.6 | 7.2 | 100 | 66 | 4.71 |
| 1C x 5 | 70 | 0.31 | 0.64 | 0.16 | 1.1 | 7.1 | 7.7 | 115 | 74 | 3.94 |
| 1C x 6 | 84 | 0.31 | 0.64 | 0.16 | 1.1 | 7.2 | 7.8 | 125 | 85 | 3.14 |
| 1C x 8 | 116 | 0.31 | 0.64 | 0.19 | 1.2 | 8.5 | 9.1 | 165 | 103 | 2.38 |
| 1C x 10 | 144 | 0.31 | 0.8 | 0.19 | 1.2 | 9.1 | 9.7 | 200 | 120 | 1.82 |
| 1C x 12 | 174 | 0.31 | 0.8 | 0.19 | 1.3 | 10.2 | 10.8 | 235 | 135 | 1.52 |
| 1C x 16 | 228 | 0.31 | 0.8 | 0.19 | 1.3 | 11.1 | 11.7 | 280 | 162 | 1.16 |
| 1C x 20 | 276 | 0.31 | 0.88 | 0.19 | 1.4 | 12.1 | 12.7 | 335 | 188 | 0.955 |
| 1C x 25 | 355 | 0.31 | 1.04 | 0.21 | 1.4 | 13.4 | 14.00 | 415 | 213 | 0.743 |
| 1C x 30 | 408 | 0.31 | 1.04 | 0.21 | 1.5 | 14.1 | 14.7 | 470 | 235 | 0.647 |
| 1C x 35 | 501 | 0.31 | 1.04 | 0.21 | 1.5 | 14.8 | 15.4 | 540 | 263 | 0.527 |
| 1C x 40 | 558 | 0.31 | 1.12 | 0.21 | 1.5 | 15.6 | 16.2 | 595 | 290 | 0.473 |
| 1C x 50 | 717 | 0.31 | 1.2 | 0.21 | 1.6 | 16.7 | 17.5 | 735 | 327 | 0.368 |
| 1C x 60 | 838 | 0.31 | 1.2 | 0.21 | 1.6 | 17.8 | 18.6 | 835 | 370 | 0.315 |
| 1C x 70 | 1019 | 0.31 | 1.2 | 0.21 | 1.6 | 18.9 | 19.7 | 970 | 418 | 0.259 |
| 1C x 85 | 1197 | 0.31 | 1.28 | 0.26 | 1.7 | 20.4 | 21.2 | 1155 | 475 | 0.219 |

* Current carrying capacity given is for the maximum conductor operating of 150°C and ambient air temperature of 40°C.

SVARN EV CABLES

Svarn

# Polyheat 150 Multi Core Screened with Foil

## Flexible Class C (Thin) 1000V AC EV 125°C Cable

### Application

- Electric vehicle charging station
- Portable cables for hybrid & electric vehicles
- Designed to be installed (both indoors and outdoors) at private homes, communal blocks, companies & other places
- Enhanced DV power rating makes it ideal for high powered charging stations
- Designed to be installed in public access environment like urban spaces, shopping centres, car parks, airports etc.
- Suitability for installation with possibility of water immersion

### Technical Data

- Rated Temperature: -40°C to +125°C (3000 Hours)
- Max. Rated Voltage: 1000V AC / 1500V DC
- Test Voltage: 10kV AC for 5 mins (≥0.5 Sqmm)
- Insulation Faults: 8kV AC
- Specification: ISO 19642-9, ISO 6722

### Cable Structure

- Conductor: Annealed Plain Copper Conductor according to ISO 19642 (Flexible)
- Insulation: Electron Beam Cross Linked Polyolefin Class C (Thin Wall)
- Insulation Colour: As per ISO 19642-1
- Braiding: Annealed Tinned Copper Conductor
- Screening: Al. Mylar Tape
- Sheath: Electron Beam Crossed Linked Polyolefin
- Sheath Colour: Orange (or) As Per Customer requirements

### Features

- Designed for harsh mechanical environments.
- Chemical and abrasion resistant.
- Hydrolyse resistant.
- Thermal stress resistant.
- Halogen free.
- Flame resistant.
- High flexibility and easy to use.
- Light weight, thin diameter.
- Cable is constructed to prevent injury and leakage.
- Low corrosive gas emission.

| Conductor Construction | | | Insulation Thickness (Min.) | Sheath Thickness (Nom.) | Sheath Thickness (Nom.) | Overall Diameter | | Weight Approx. | Current Carrying Capacity | Max. Conductor Resistance at 20°C |
|---|---|---|---|---|---|---|---|---|---|---|
| Nominal Cross Section | No. of Strands | Stand dia. (Max.) | | | | (Min.) | (Max.) | | | |
| mm² | nos. | mm | mm | mm | mm | mm | mm | kg/km | Amps | Ω/km |
| 2C x 1.5 | 182 | 0.11 | 0.24 | 0.19 | 0.065 | 0.52 | 7.4 | 105 | 28 | 12.7 |
| 3C x 1.5 | 182 | 0.11 | 0.24 | 0.19 | 0.065 | 0.53 | 7.9 | 126 | 25 | 12.7 |
| 4C x 1.5 | 182 | 0.11 | 0.24 | 0.19 | 0.065 | 0.56 | 8.6 | 154 | 23 | 12.7 |
| 2C x 2.5 | 140 | 0.16 | 0.28 | 0.19 | 0.065 | 0.56 | 8.9 | 150 | 39 | 7.6 |
| 3C x 2.5 | 140 | 0.16 | 0.28 | 0.21 | 0.065 | 0.58 | 9.5 | 190 | 34 | 7.6 |
| 4C x 2.5 | 140 | 0.16 | 0.28 | 0.21 | 0.065 | 0.6 | 10.4 | 230 | 32 | 7.6 |
| 2C x 4 | 224 | 0.16 | 0.32 | 0.21 | 0.065 | 0.61 | 10.6 | 220 | 53 | 4.71 |
| 3C x 4 | 224 | 0.16 | 0.32 | 0.21 | 0.065 | 0.62 | 11.2 | 280 | 46 | 4.71 |
| 4C x 4 | 224 | 0.16 | 0.32 | 0.21 | 0.065 | 0.65 | 12.3 | 340 | 43 | 4.71 |
| 2C x 6 | 189 | 0.21 | 0.32 | 0.21 | 0.065 | 0.64 | 11.9 | 295 | 68 | 3.14 |
| 3C x 6 | 189 | 0.21 | 0.32 | 0.21 | 0.065 | 0.66 | 12.7 | 365 | 59 | 3.14 |
| 4C x 6 | 189 | 0.21 | 0.32 | 0.21 | 0.065 | 0.68 | 13.9 | 450 | 55 | 3.14 |
| 2C x 10 | 320 | 0.21 | 0.48 | 0.21 | 0.065 | 0.71 | 15.7 | 485 | 96 | 1.82 |
| 3C x 10 | 320 | 0.21 | 0.48 | 0.26 | 0.065 | 0.73 | 16.9 | 625 | 84 | 1.82 |
| 2C x 16 | 512 | 0.21 | 0.52 | 0.26 | 0.065 | 0.75 | 18.5 | 715 | 130 | 1.16 |
| 3C x 16 | 512 | 0.21 | 0.52 | 0.26 | 0.065 | 0.77 | 19.7 | 910 | 113 | 1.16 |

* Current carrying capacity given is for the maximum conductor operating of 125°C and ambient air temperature of 40°C.

Svarn

SVARN EV CABLES

# Polyheat Flex Multi Core Screened with Foil

## Flexible Class D (Thin) 1000V AC EV 150°C Cable

### Application

- Electric vehicle charging station
- Portable cables for hybrid & electric vehicles
- Designed to be installed (both indoors and outdoors) at private homes, communal blocks, companies & other places
- Enhanced DV power rating makes it ideal for high powered charging stations
- Designed to be installed in public access environment like urban spaces, shopping centres, car parks, airports etc.
- Suitability for installation with possibility of water immersion

### Technical Data

- Rated Temperature: -40°C to +150°C (3000 Hours)
- Max. Rated Voltage: 1000V AC / 1500V DC
- Test Voltage: 10kV AC for 5 mins (≥0.5 Sqmm)
- Insulation Faults: 8kV AC
- Specification: ISO 19642-9, ISO 6722

### Cable Structure

- Conductor: Annealed Plain Copper Conductor according to ISO 19642 (Flexible)
- Insulation: Electron Beam Cross Linked Polyolefin Class D (Thin Wall)
- Insulation Colour: As per ISO 19642-1
- Braiding: Annealed Tinned Copper Conductor
- Screening: Al. Mylar Tape
- Sheath: Electron Beam Crossed Linked Polyolefin
- Sheath Colour: Orange (or) As Per Customer requirements

### Features

- Designed for harsh mechanical environments.
- Chemical and abrasion resistant.
- Hydrolyse resistant.
- Thermal stress resistant.
- Halogen free.
- Flame resistant.
- High flexibility and easy to use.
- Light weight, thin diameter.
- Cable is constructed to prevent injury and leakage.
- Low corrosive gas emission.

| Conductor Construction | | | Insulation Thickness (Min.) | Sheath Thickness (Nom.) | Sheath Thickness (Nom.) | Overall Diameter | | Weight Approx. | Current Carrying Capacity | Max. Conductor Resistance at 20°C |
|---|---|---|---|---|---|---|---|---|---|---|
| Nominal Cross Section | No. of Strands | Stand dia. (Max.) | | | | (Min.) | (Max.) | | | |
| mm² | nos. | mm | mm | mm | mm | mm | mm | kg/km | Amps | Ω/km |
| 2C x 1.5 | 182 | 0.11 | 0.24 | 0.19 | 0.065 | 0.52 | 7.4 | 105 | 28 | 12.7 |
| 3C x 1.5 | 182 | 0.11 | 0.24 | 0.19 | 0.065 | 0.53 | 7.9 | 126 | 25 | 12.7 |
| 4C x 1.5 | 182 | 0.11 | 0.24 | 0.19 | 0.065 | 0.56 | 8.6 | 154 | 23 | 12.7 |
| 2C x 2.5 | 140 | 0.16 | 0.28 | 0.19 | 0.065 | 0.56 | 8.9 | 150 | 39 | 7.6 |
| 3C x 2.5 | 140 | 0.16 | 0.28 | 0.21 | 0.065 | 0.58 | 9.5 | 190 | 34 | 7.6 |
| 4C x 2.5 | 140 | 0.16 | 0.28 | 0.21 | 0.065 | 0.6 | 10.4 | 230 | 32 | 7.6 |
| 2C x 4 | 224 | 0.16 | 0.32 | 0.21 | 0.065 | 0.61 | 10.6 | 220 | 53 | 4.71 |
| 3C x 4 | 224 | 0.16 | 0.32 | 0.21 | 0.065 | 0.62 | 11.2 | 280 | 46 | 4.71 |
| 4C x 4 | 224 | 0.16 | 0.32 | 0.21 | 0.065 | 0.65 | 12.3 | 340 | 43 | 4.71 |
| 2C x 6 | 189 | 0.21 | 0.32 | 0.21 | 0.065 | 0.64 | 11.9 | 295 | 68 | 3.14 |
| 3C x 6 | 189 | 0.21 | 0.32 | 0.21 | 0.065 | 0.66 | 12.7 | 365 | 59 | 3.14 |
| 4C x 6 | 189 | 0.21 | 0.32 | 0.21 | 0.065 | 0.68 | 13.9 | 450 | 55 | 3.14 |
| 2C x 10 | 320 | 0.21 | 0.48 | 0.21 | 0.065 | 0.71 | 15.7 | 485 | 96 | 1.82 |
| 3C x 10 | 320 | 0.21 | 0.48 | 0.26 | 0.065 | 0.73 | 16.9 | 625 | 84 | 1.82 |
| 2C x 16 | 512 | 0.21 | 0.52 | 0.26 | 0.065 | 0.75 | 18.5 | 715 | 130 | 1.16 |
| 3C x 16 | 512 | 0.21 | 0.52 | 0.26 | 0.065 | 0.77 | 19.7 | 910 | 113 | 1.16 |

* Current carrying capacity given is for the maximum conductor operating of 125°C and ambient air temperature of 40°C.

SVARN EV CABLES

Svarn

# Polyheat 150 Multi Core Screened with Foil

## Stranded Class D (Thin) 1000V AC EV 150°C Cable

### Application

- Electric vehicle charging station
- Portable cables for hybrid & electric vehicles
- Designed to be installed (both indoors and outdoors) at private homes, communal blocks, companies & other places
- Enhanced DV power rating makes it ideal for high powered charging stations
- Designed to be installed in public access environment like urban spaces, shopping centres, car parks, airports etc.
- Suitability for installation with possibility of water immersion

### Technical Data

- Rated Temperature: -40°C to +150°C (3000 Hours)
- Max. Rated Voltage: 1000V AC / 1500V DC
- Test Voltage: 10kV AC for 5 mins (≥0.5 Sqmm)
- Insulation Faults: 8kV AC
- Specification: ISO 19642-9, ISO 6722

### Cable Structure

- Conductor: Annealed Plain Copper Conductor according to ISO 19642 (Stranded)
- Insulation: Electron Beam Cross Linked Polyolefin Class D (Thin Wall)
- Insulation Colour: As per ISO 19642-1
- Braiding: Annealed Tinned Copper Conductor
- Screening: Al. Mylar Tape
- Sheath: Electron Beam Crossed Linked Polyolefin
- Sheath Colour: Orange (or) As Per Customer requirements

### Features

- Designed for harsh mechanical environments.
- Chemical and abrasion resistant.
- Hydrolyse resistant.
- Thermal stress resistant.
- Halogen free.
- Flame resistant.
- High flexibility and easy to use.
- Light weight, thin diameter.
- Cable is constructed to prevent injury and leakage.
- Low corrosive gas emission.

| Conductor Construction | | | Insulation Thickness (Min.) | Sheath Thickness (Nom.) | Sheath Thickness (Nom.) | Overall Diameter | | Weight Approx. | Current Carrying Capacity | Max. Conductor Resistance at 20°C |
|---|---|---|---|---|---|---|---|---|---|---|
| Nominal Cross Section | No. of Strands | Stand dia. (Max.) | | | | (Min.) | (Max.) | | | |
| mm² | nos. | mm | mm | mm | mm | mm | mm | kg/km | Amps | Ω/km |
| 2C x 1.5 | 19 | 0.33 | 0.24 | 0.19 | 0.065 | 0.52 | 7.4 | 99 | 28 | 12.7 |
| 3C x 1.5 | 19 | 0.33 | 0.24 | 0.19 | 0.065 | 0.53 | 7.9 | 118 | 25 | 12.7 |
| 4C x 1.5 | 19 | 0.33 | 0.24 | 0.19 | 0.065 | 0.56 | 8.6 | 145 | 23 | 12.7 |
| 2C x 2.5 | 37 | 0.30 | 0.28 | 0.19 | 0.065 | 0.56 | 8.9 | 144 | 39 | 7.6 |
| 3C x 2.5 | 37 | 0.30 | 0.28 | 0.21 | 0.065 | 0.58 | 9.5 | 180 | 34 | 7.6 |
| 4C x 2.5 | 37 | 0.30 | 0.28 | 0.21 | 0.065 | 0.60 | 10.4 | 225 | 32 | 7.6 |
| 2C x 4 | 56 | 0.31 | 0.32 | 0.21 | 0.065 | 0.61 | 10.6 | 215 | 53 | 4.71 |
| 3C x 4 | 56 | 0.31 | 0.32 | 0.21 | 0.065 | 0.62 | 11.2 | 265 | 46 | 4.71 |
| 4C x 4 | 56 | 0.31 | 0.32 | 0.21 | 0.065 | 0.65 | 12.3 | 325 | 43 | 4.71 |
| 2C x 6 | 84 | 0.31 | 0.32 | 0.21 | 0.065 | 0.64 | 11.9 | 285 | 68 | 3.14 |
| 3C x 6 | 84 | 0.31 | 0.32 | 0.21 | 0.065 | 0.66 | 12.7 | 355 | 59 | 3.14 |
| 4C x 6 | 84 | 0.31 | 0.32 | 0.21 | 0.065 | 0.68 | 13.9 | 430 | 55 | 3.14 |
| 2C x 10 | 144 | 0.31 | 0.48 | 0.21 | 0.065 | 0.71 | 15.7 | 461 | 96 | 1.82 |
| 3C x 10 | 144 | 0.31 | 0.48 | 0.26 | 0.065 | 0.73 | 16.9 | 595 | 84 | 1.82 |
| 2C x 16 | 228 | 0.31 | 0.52 | 0.26 | 0.065 | 0.75 | 18.5 | 685 | 130 | 1.16 |
| 3C x 16 | 228 | 0.31 | 0.52 | 0.26 | 0.065 | 0.77 | 19.7 | 865 | 113 | 1.16 |

* Current carrying capacity given is for the maximum conductor operating of 150°C and ambient air temperature of 40°C.

Svarn

SVARN EV CABLES

# Polyheat 150 Flex Multi Core Screened with Foil

## Flexible Class D (Thick) 1000V AC EV 150°C Cable

### Application

- Electric vehicle charging station
- Portable cables for hybrid & electric vehicles
- Designed to be installed (both indoors and outdoors) at private homes, communal blocks, companies & other places
- Enhanced DV power rating makes it ideal for high powered charging stations
- Designed to be installed in public access environment like urban spaces, shopping centres, car parks, airports etc.
- Suitability for installation with possibility of water immersion

### Technical Data

- Rated Temperature: -40°C to +150°C (3000 Hours)
- Max. Rated Voltage: 1000V AC / 1500V DC
- Test Voltage: 10kV AC for 5 mins (≥0.5 Sqmm)
- Insulation Faults: 8kV AC
- Specification: ISO 19642-9, ISO 6722

### Cable Structure

- Conductor: Annealed Plain Copper Conductor according to ISO 19642 (Flexible)
- Insulation: Electron Beam Cross Linked Polyolefin Class D (Thick Wall)
- Insulation Colour: As per ISO 19642-1
- Braiding: Annealed Tinned Copper Conductor
- Screening: Al. Mylar Tape
- Sheath: Electron Beam Crossed Linked Polyolefin
- Sheath Colour: Orange (or) As Per Customer requirements

### Features

- Designed for harsh mechanical environments.
- Chemical and abrasion resistant.
- Hydrolyse resistant.
- Thermal stress resistant.
- Halogen free.
- Flame resistant.
- High flexibility and easy to use.
- Light weight, thin diameter.
- Cable is constructed to prevent injury and leakage.
- Low corrosive gas emission.

| Conductor Construction | | | Insulation Thickness (Min.) | Sheath Thickness (Nom.) | Sheath Thickness (Nom.) | Overall Diameter | | Weight Approx. | Current Carrying Capacity | Max. Conductor Resistance at 20°C |
|---|---|---|---|---|---|---|---|---|---|---|
| Nominal Cross Section | No. of Strands | Stand dia. (Max.) | | | | (Min.) | (Max.) | | | |
| mm² | nos. | mm | mm | mm | mm | mm | mm | kg/km | Amps | Ω/km |
| 2C x1.5 | 182 | 0.11 | 0.48 | 0.19 | 0.065 | 1.01 | 10.3 | 165 | 28 | 12.7 |
| 3C x 1.5 | 182 | 0.11 | 0.48 | 0.21 | 0.065 | 1.04 | 10.9 | 198 | 25 | 12.7 |
| 4C x 1.5 | 182 | 0.11 | 0.48 | 0.21 | 0.065 | 1.07 | 11.9 | 235 | 23 | 12.7 |
| 2C x 2.5 | 140 | 0.16 | 0.56 | 0.21 | 0.065 | 1.07 | 11.9 | 237 | 39 | 7.6 |
| 3C x 2.5 | 140 | 0.16 | 0.56 | 0.21 | 0.065 | 1.1 | 12.5 | 280 | 34 | 7.6 |
| 4C x 2.5 | 140 | 0.16 | 0.56 | 0.21 | 0.065 | 1.13 | 13.6 | 335 | 32 | 7.6 |
| 2C x 4 | 224 | 0.16 | 0.64 | 0.21 | 0.065 | 1.14 | 13.8 | 325 | 53 | 4.71 |
| 3C x 4 | 224 | 0.16 | 0.64 | 0.21 | 0.065 | 1.16 | 14.6 | 385 | 46 | 4.71 |
| 4C x 4 | 224 | 0.16 | 0.64 | 0.21 | 0.065 | 1.2 | 15.9 | 470 | 43 | 4.71 |
| 2C x 6 | 189 | 0.21 | 0.64 | 0.21 | 0.065 | 1.18 | 15.2 | 405 | 68 | 3.14 |
| 3C x 6 | 189 | 0.21 | 0.64 | 0.21 | 0.065 | 1.21 | 16.1 | 495 | 59 | 3.14 |
| 4C x 6 | 189 | 0.21 | 0.64 | 0.26 | 0.065 | 1.25 | 17.7 | 615 | 55 | 3.14 |
| 2C x 10 | 320 | 0.21 | 0.80 | 0.26 | 0.065 | 1.27 | 18.8 | 630 | 96 | 1.82 |
| 3C x 10 | 320 | 0.21 | 0.80 | 0.26 | 0.065 | 1.3 | 19.9 | 775 | 84 | 1.82 |
| 2C x 16 | 512 | 0.21 | 0.80 | 0.26 | 0.065 | 1.35 | 22.8 | 865 | 130 | 1.16 |
| 3C x 16 | 512 | 0.21 | 0.80 | 0.26 | 0.065 | 1.38 | 24.2 | 1075 | 113 | 1.16 |

* Current carrying capacity given is for the maximum conductor operating of 150°C and ambient air temperature of 40°C.

SVARN EV CABLES

Svarn

# Polyheat 150 Multi Core Screened with Foil,

## Stranded Class D (Thick) 1000V AC EV 150°C Cable

### Application

- Electric vehicle charging station
- Portable cables for hybrid & electric vehicles
- Designed to be installed (both indoors and outdoors) at private homes, communal blocks, companies & other places
- Enhanced DV power rating makes it ideal for high powered charging stations
- Designed to be installed in public access environment like urban spaces, shopping centres, car parks, airports etc.
- Suitability for installation with possibility of water immersion

### Technical Data

- Rated Temperature: -40°C to +150°C (3000 Hours)
- Max. Rated Voltage: 1000V AC / 1500V DC
- Test Voltage: 10kV AC for 5 mins (≥0.5 Sqmm)
- Insulation Faults: 8kV AC
- Specification: ISO 19642-9, ISO 6722

### Cable Structure

- Conductor: Annealed Plain Copper Conductor according to ISO 19642 (Stranded)
- Insulation: Electron Beam Cross Linked Polyolefin Class D (Thick Wall)
- Insulation Colour: As per ISO 19642-1
- Braiding: Annealed Tinned Copper Conductor
- Screening: Al. Mylar Tape
- Sheath: Electron Beam Crossed Linked Polyolefin
- Sheath Colour: Orange (or) As Per Customer requirements

### Features

- Designed for harsh mechanical environments.
- Chemical and abrasion resistant.
- Hydrolyse resistant.
- Thermal stress resistant.
- Halogen free.
- Flame resistant.
- High flexibility and easy to use.
- Light weight, thin diameter.
- Cable is constructed to prevent injury and leakage.
- Low corrosive gas emission.

| Conductor Construction | | | Insulation Thickness (Min.) | Sheath Thickness (Nom.) | Sheath Thickness (Nom.) | Overall Diameter | | Weight Approx. | Current Carrying Capacity | Max. Conductor Resistance at 20°C |
|---|---|---|---|---|---|---|---|---|---|---|
| Nominal Cross Section | No. of Strands | Stand dia. (Max.) | | | | (Min.) | (Max.) | | | |
| mm² | nos. | mm | mm | mm | mm | mm | mm | kg/km | Amps | Ω/km |
| 2C x 1.5 | 0.33 | 0.11 | 0.48 | 0.19 | 0.065 | 1.01 | 10.3 | 170 | 28 | 12.7 |
| 3C x 1.5 | 0.33 | 0.11 | 0.48 | 0.21 | 0.065 | 1.04 | 10.9 | 200 | 25 | 12.7 |
| 4C x 1.5 | 0.33 | 0.11 | 0.48 | 0.21 | 0.065 | 1.07 | 11.9 | 238 | 23 | 12.7 |
| 2C x 2.5 | 0.30 | 0.16 | 0.56 | 0.21 | 0.065 | 1.07 | 11.9 | 230 | 39 | 7.60 |
| 3C x 2.5 | 0.30 | 0.16 | 0.56 | 0.21 | 0.065 | 1.10 | 12.5 | 270 | 34 | 7.60 |
| 4C x 2.5 | 0.30 | 0.16 | 0.56 | 0.21 | 0.065 | 1.13 | 13.6 | 320 | 32 | 7.60 |
| 2C x 4 | 0.31 | 0.16 | 0.64 | 0.21 | 0.065 | 1.14 | 13.8 | 315 | 53 | 4.71 |
| 3C x 4 | 0.31 | 0.16 | 0.64 | 0.21 | 0.065 | 1.16 | 14.6 | 365 | 46 | 4.71 |
| 4C x 4 | 0.31 | 0.16 | 0.64 | 0.21 | 0.065 | 1.20 | 15.9 | 445 | 43 | 4.71 |
| 2C x 6 | 0.31 | 0.21 | 0.64 | 0.20 | 0.065 | 1.18 | 15.2 | 385 | 68 | 3.14 |
| 3C x 6 | 0.31 | 0.21 | 0.64 | 0.21 | 0.065 | 1.21 | 16.1 | 475 | 59 | 3.14 |
| 4C x 6 | 0.31 | 0.21 | 0.64 | 0.26 | 0.065 | 1.25 | 17.7 | 590 | 55 | 3.14 |
| 2C x 10 | 0.31 | 0.21 | 0.80 | 0.26 | 0.065 | 1.27 | 18.8 | 615 | 96 | 1.82 |
| 3C x 10 | 0.31 | 0.21 | 0.80 | 0.26 | 0.065 | 1.30 | 19.9 | 750 | 84 | 1.82 |
| 2C x 16 | 0.31 | 0.21 | 0.80 | 0.26 | 0.065 | 1.35 | 22.8 | 830 | 130 | 1.16 |
| 3C x 16 | 0.31 | 0.21 | 0.80 | 0.26 | 0.065 | 1.38 | 24.2 | 1025 | 113 | 1.16 |

* Current carrying capacity given is for the maximum conductor operating of 150°C and ambient air temperature of 40°C.

# Siliheat 180 FHLR2G2G-B RoHS

## Application

- Electric vehicle charging station
- Portable cables for hybrid & electric vehicles
- Designed to be installed (both indoors and outdoors) at private homes, communal blocks, companies & other places
- Enhanced DV power rating makes it ideal for high powered charging stations.
- Designed to be installed in public access environment like urban spaces, shopping centres, car parks, airports etc.
- Suitability for installation with possibility of water immersion

## Technical Data

- Voltage Rating: 600V AC/1000V DC
- Temperature Range: -40°C to +180°C (3000 Hours)
- Test Voltage:
- i) Insulation: 6 kV for cables < 0.5 mm
- 8 kV for cables ≥ 0.5 mm
- ii) Outer Jacket: 8 kV for all cables
- FHL: Automotive Cable (High Voltage)
- R: Reduced wall thickness
- 2G: Silicone Rubber
- B: Asymmetrical (Structure B)
- Standard: ISO 6722 & Class E

## Cable Structure

- Conductor: Annealed Plain Flexible Copper Conductor (Asymmetrical, Structure B)
- Taping: Optional
- Insulation: Silicone Rubber (Thin wall)
- Outer Sheath: Silicone Rubber-Orange
- Colour: As Per Customer Request
- Single Core

## Features

- Designed for harsh mechanical environments.
- Chemical and abrasion resistant.
- Hydrolyse resistant.
- Thermal stress resistant.
- Halogen free.
- Flame resistant.
- High flexibility and easy to use.
- Light weight, thin diameter.
- Cable is constructed to prevent injury and leakage.
- Low corrosive gas emission.

| Conductor Construction | | | | Insulation Thickness (Min.) | Core Diameter (Max.) | Thickness of Outer Sheath (Min.) | Cable | | Max. Conductor Resistance at 20°C |
|---|---|---|---|---|---|---|---|---|---|
| Nominal Cross Section | No. of Strands | Diameter of Single wire (max.) | Conductor Diameter (Max.) | | | | Overall Diameter | Weight Approx. | |
| mm² | nos. | mm | mm | mm | mm | mm | mm | kg/km | Ω/km |
| 0.5 | 16 | 0.21 | 1.10 | 0.22 | 1.60 | 0.38 | 3.00 | 13 | 37.1 |
| 0.75 | 24 | 0.21 | 1.30 | 0.24 | 1.90 | 0.38 | 3.40 | 16 | 24.7 |
| 1 | 32 | 0.21 | 1.50 | 0.24 | 2.10 | 0.38 | 3.60 | 19 | 18.5 |
| 1.5 | 30 | 0.26 | 1.70 | 0.24 | 2.40 | 0.38 | 3.90 | 25 | 12.7 |
| 2.5 | 50 | 0.26 | 2.20 | 0.28 | 3.00 | 0.38 | 4.50 | 37 | 7.6 |
| 4 | 56 | 0.31 | 2.80 | 0.32 | 3.70 | 0.38 | 5.20 | 54 | 4.71 |
| 6 | 84 | 0.31 | 3.40 | 0.32 | 4.30 | 0.46 | 6.00 | 76 | 3.14 |

* Current carrying capacity given is for the maximum conductor operating of 150°C and ambient air temperature of 30°C.

# Siliheat 180 FHLR2G2G-C RoHS

## Application

- Electric vehicle charging station
- Portable cables for hybrid & electric vehicles
- Designed to be installed (both indoors and outdoors) at private homes, communal blocks, companies & other places
- Enhanced DV power rating makes it ideal for high powered charging stations.
- Designed to be installed in public access environment like urban spaces, shopping centres, car parks, airports etc.
- Suitability for installation with possibility of water immersion

## Technical Data

- Voltage Rating: 600V AC / 1000V DC
- Temperature Range: -40°C to +180°C (3000 Hours)
- Test Voltage:
- i) Insulation: 6 kV for cables < 0.5 mm
- 8 kV for cables ≥ 0.5 mm
- ii) Outer Jacket: 8 kV for all cables
- FHL: Automotive Cable (High Voltage)
- R: Reduced wall thickness
- 2G: Silicone Rubber
- C: ATC Screening
- B: Al. Mylar Tape
- 2G: Silicone Rubber
- C: Asymmetrical (Structure C)
- Standard: ISO 6722, Class E

## Cable Structure

- Conductor: Annealed Plain Flexible Copper Conductor (Asymmetrical, Structure B)
- Taping: Optional
- Insulation: Silicone Rubber (Thin wall)
- Outer Sheath: Silicone Rubber-Orange
- Colour: As Per Customer Order
- Single Core
- Screen ATC: Screen with Al. Mylar Tape

## Features

- Designed for harsh mechanical environments.
- Chemical and abrasion resistant.
- Hydrolyse resistant.
- Thermal stress resistant.
- Halogen free.
- Flame resistant.
- High flexibility and easy to use.
- Light weight, thin diameter.
- Cable is constructed to prevent injury and leakage.
- Low corrosive gas emission.

| Conductor Construction | | | | Insulation Thickness (Min.) | Core Diameter (Max.) | Thickness of Outer Sheath (Min.) | Cable | | Max. Conductor Resistance at 20°C |
|---|---|---|---|---|---|---|---|---|---|
| Nominal Cross Section | No. of Strands | Diameter of Single wire (max.) | Conductor Diameter (Max.) | | | | Overall Diameter | Weight Approx. | |
| mm² | nos. | mm | mm | mm | mm | mm | mm | kg/km | Ω/km |
| 0.5 | 26 | 0.16 | 1.10 | 0.22 | 1.60 | 0.38 | 3.00 | 13 | 37.1 |
| 0.75 | 38 | 0.16 | 1.30 | 0.24 | 1.90 | 0.38 | 3.40 | 16 | 24.7 |
| 1 | 54 | 0.16 | 1.50 | 0.24 | 2.10 | 0.38 | 3.60 | 19 | 18.5 |
| 1.5 | 76 | 0.16 | 1.70 | 0.24 | 2.40 | 0.38 | 3.90 | 25 | 12.7 |
| 2.5 | 140 | 0.16 | 2.20 | 0.28 | 3.00 | 0.38 | 4.50 | 37 | 7.6 |
| 4 | 224 | 0.16 | 2.80 | 0.32 | 3.70 | 0.38 | 5.20 | 54 | 4.71 |
| 6 | 320 | 0.16 | 3.40 | 0.32 | 4.30 | 0.46 | 6.00 | 76 | 3.14 |

*Other length as per customer requirements

# Siliheat 180 FHLR2GCB2G-B RoHS

## Application

- Electric vehicle charging station
- Portable cables for hybrid & electric vehicles
- Designed to be installed (both indoors and outdoors) at private homes, communal blocks, companies & other places
- Enhanced DV power rating makes it ideal for high powered charging stations.
- Designed to be installed in public access environment like urban spaces, shopping centres, car parks, airports etc.
- Suitability for installation with possibility of water immersion

## Technical Data

- Voltage Rating: 600V AC / 1000V DC
- Temperature Range: -40°C to +180°C (3000 Hours)
- Test Voltage:
- i) Insulation: 6 kV for cables < 0.5 mm
- 8 kV for cables ≥ 0.5 mm
- ii) Outer Jacket: 8 kV for all cables
- FHL: Automotive Cable (High Voltage)
- R: Reduced wall thickness
- 2G: Silicone Rubber
- C: ATC Screening
- B: Al. Mylar Tape
- 2G: Silicone Rubber
- B: Asymmetrical (Structure B)
- Standard: ISO 6722, Class E

## Cable Structure

- Conductor: Annealed Plain Flexible Copper Conductor (Asymmetrical, Structure C)
- Taping: Optional
- Insulation: Silicone Rubber (Thin wall)
- Screen ATC: Screen with Al. Mylar Tape
- Outer Sheath: Silicone Rubber-Orange
- Colour: As Per Customer Order
- Single Core

## Features

- Designed for harsh mechanical environments.
- Chemical and abrasion resistant.
- Hydrolyse resistant.
- Thermal stress resistant.
- Halogen free.
- Flame resistant.
- High flexibility and easy to use.
- Light weight, thin diameter.
- Cable is constructed to prevent injury and leakage.
- Low corrosive gas emission.

| Conductor Construction | | | | Insulation Thickness (Min.) | Core Diameter (Max.) | Screen Wire Diameter (Max.) | Outer Sheath Thickness (Min.) | Cable | | Max. Conductor Resistance at 20°C |
|---|---|---|---|---|---|---|---|---|---|---|
| Nominal Cross Section | No. of Strands | Diameter of Single wire (max.) | Conductor Diameter (max.) | | | | | Overall Diameter | Weight Approx. | |
| mm² | nos. | mm | mm | mm | mm | mm | mm | mm | kg/km | Ω/km |
| 1.5 | 30 | 0.26 | 1.7 | 0.24 | 2.40 | 0.11 | 0.38 | 4.00 | 35 | 12.7 |
| 2.5 | 50 | 0.26 | 2.2 | 0.28 | 3.00 | 0.11 | 0.38 | 4.70 | 50 | 7.6 |
| 4 | 56 | 0.31 | 2.8 | 0.32 | 3.70 | 0.16 | 0.38 | 5.80 | 75 | 4.71 |
| 6 | 84 | 0.31 | 3.4 | 0.32 | 4.30 | 0.16 | 0.46 | 6.50 | 100 | 3.14 |
| 10 | 80 | 0.41 | 4.5 | 0.48 | 6.00 | 0.16 | 0.7 | 8.80 | 160 | 1.82 |
| 16 | 126 | 0.41 | 5.8 | 0.52 | 7.20 | 0.16 | 0.7 | 10.20 | 230 | 1.16 |
| 25 | 196 | 0.41 | 7.2 | 0.64 | 8.80 | 0.21 | 0.75 | 12.20 | 350 | 0.743 |
| 35 | 276 | 0.41 | 8.5 | 0.64 | 10.50 | 0.21 | 0.8 | 14.40 | 475 | 0.527 |
| 50 | 396 | 0.41 | 10.5 | 0.71 | 12.20 | 0.21 | 0.8 | 15.80 | 650 | 0.368 |
| 70 | 360 | 0.51 | 12.5 | 1.20 | 15.50 | 0.21 | 1.16 | 20.00 | 920 | 0.259 |
| 95 | 475 | 0.51 | 14.8 | 1.20 | 18.00 | 0.21 | 1.16 | 22.50 | 1175 | 0.196 |
| 120 | 608 | 0.51 | 16.5 | 1.28 | 19.70 | 0.21 | 1.16 | 23.50 | 1440 | 0.153 |

*Other length as per customer requirements

# Siliheat 180 FHLR2GCB2G-C RoHS

## Application

- Electric vehicle charging station
- Portable cables for hybrid & electric vehicles
- Designed to be installed (both indoors and outdoors) at private homes, communal blocks, companies & other places
- Enhanced DV power rating makes it ideal for high powered charging stations.
- Designed to be installed in public access environment like urban spaces, shopping centres, car parks, airports etc.
- Suitability for installation with possibility of water immersion

## Technical Data

- Voltage Rating: 600V AC / 1000V DC
- Temperature Range: -40°C to +180°C (3000 Hours)
- Test Voltage:
- i) Insulation: 6 kV for cables < 0.5 mm
- 8 kV for cables ≥ 0.5 mm
- ii) Outer Jacket: 8 kV for all cables
- FHL: Automotive Cable (High Voltage)
- R: Reduced wall thickness
- 2G: Silicone Rubber
- C: ATC Screening
- B: Al. Mylar Tape
- 2G: Silicone Rubber
- C: Asymmetrical (Structure C)
- Standard: ISO 6722, Class E

## Cable Structure

- Conductor: Annealed Plain Flexible Copper Conductor (Asymmetrical, Structure C)
- Taping: Optional
- Insulation: Silicone Rubber (Thin wall)
- Screen ATC: Screen with Al. Mylar Tape
- Outer Sheath: Silicone Rubber-Orange
- Colour: As Per Customer Order
- Single Core

## Features

- Designed for harsh mechanical environments.
- Chemical and abrasion resistant.
- Hydrolyse resistant.
- Thermal stress resistant.
- Halogen free.
- Flame resistant.
- High flexibility and easy to use.
- Light weight, thin diameter.
- Cable is constructed to prevent injury and leakage.
- Low corrosive gas emission.

| Conductor Construction | | | | Insulation Thickness (Min.) | Core Diameter (Max.) | Screen Wire Diameter (Max.) | Outer Sheath Thickness (Min.) | Cable | | Max. Conductor Resistance at 20°C |
|---|---|---|---|---|---|---|---|---|---|---|
| Nominal Cross Section | No. of Strands | Diameter of Single wire (max.) | Conductor Diameter (max.) | | | | | Overall Diameter | Weight Approx. | |
| mm² | nos. | mm | mm | mm | mm | mm | mm | mm | kg/km | Ω/km |
| 1.5 | 76 | 0.16 | 1.7 | 0.24 | 2.40 | 0.11 | 0.38 | 4.00 | 35 | 12.7 |
| 2.5 | 140 | 0.16 | 2.2 | 0.28 | 3.00 | 0.11 | 0.38 | 4.70 | 50 | 7.6 |
| 4 | 224 | 0.16 | 2.8 | 0.32 | 3.70 | 0.16 | 0.38 | 5.80 | 75 | 4.71 |
| 6 | 320 | 0.16 | 3.4 | 0.32 | 4.30 | 0.16 | 0.48 | 6.10 | 92 | 3.14 |
| 10 | 320 | 0.21 | 4.5 | 0.48 | 6.00 | 0.16 | 0.70 | 8.80 | 160 | 1.82 |
| 16 | 512 | 0.21 | 5.8 | 0.52 | 7.20 | 0.16 | 0.70 | 10.20 | 230 | 1.16 |
| 25 | 790 | 0.21 | 7.2 | 0.64 | 8.80 | 0.21 | 0.75 | 12.20 | 350 | 0.743 |
| 35 | 1070 | 0.21 | 8.5 | 0.64 | 10.50 | 0.21 | 0.80 | 14.40 | 475 | 0.527 |
| 50 | 1600 | 0.21 | 10.5 | 0.71 | 12.20 | 0.21 | 0.80 | 15.80 | 650 | 0.368 |
| 70 | 1427 | 0.26 | 12.5 | 1.2 | 15.50 | 0.21 | 1.16 | 20.00 | 920 | 0.259 |
| 95 | 1936 | 0.26 | 14.8 | 1.2 | 18.00 | 0.21 | 1.16 | 22.50 | 1175 | 0.196 |
| 120 | 2450 | 0.26 | 16.5 | 1.28 | 19.70 | 0.21 | 1.16 | 23.50 | 1440 | 0.153 |

*Other length as per customer requirements

# Siliheat 180 FHLR2G2G-B RoHS

## Application

- Electric vehicle charging station
- Portable cables for hybrid & electric vehicles
- Designed to be installed (both indoors and outdoors) at private homes, communal blocks, companies & other places
- Enhanced DV power rating makes it ideal for high powered charging stations.
- Designed to be installed in public access environment like urban spaces, shopping centres, car parks, airports etc.
- Suitability for installation with possibility of water immersion

## Technical Data

- Voltage Rating: 600V AC / 1000V DC
- Temperature Range: -40°C to +180°C (3000 Hours)
- Test Voltage:
- i) Insulation: 6 kV for cables < 0.5 mm
  8 kV for cables ≥ 0.5 mm
- ii) Outer Jacket: 8 KV for all cables.
- FHL: Automotive Cable (High Voltage)
- R: Reduced wall thickness
- 2G: Silicone Rubber
- B: Asymmetrical (Structure B)
- Standard: ISO 6722, Class E

## Cable Structure

- Conductor: Annealed Tinned Flexible Copper Conductor (Asymmetrical, Structure B)
- Taping: Optional
- Insulation: Silicone Rubber (Thin wall)
- Inner Sheath: Silicone Rubber
- Outer Sheath: Silicone Rubber - Orange
- Colour: As Per Customer Order.
- Multi Core

## Features

- Designed for harsh mechanical environments.
- Chemical and abrasion resistant.
- Hydrolyse resistant.
- Thermal stress resistant.
- Halogen free.
- Flame resistant.
- High flexibility and easy to use.
- Light weight, thin diameter.
- Cable is constructed to prevent injury and leakage.
- Low corrosive gas emission.

| Conductor Construction | | | | Insulation Thickness (Min.) | Core Diameter (Max.) | Thickness of Outer Sheath (Min.) | Cable | | Max. Conductor Resistance at 20°C |
|---|---|---|---|---|---|---|---|---|---|
| Nominal Cross Section | No. of Strands | Diameter of Single wire (max.) | Conductor Diameter (Max.) | | | | Overall Diameter | Weight Approx. | |
| mm² | nos. | mm | mm | mm | mm | mm | mm | kg/km | Ω/km |
| 2C X 0.5 | 16 | 0.21 | 1.10 | 0.22 | 1.60 | 0.35 | 4.60 | 25 | 38.20 |
| 3C X 0.5 | 16 | 0.21 | 1.10 | 0.22 | 1.60 | 0.4 | 5.00 | 30 | 38.20 |
| 4C X 0.5 | 16 | 0.21 | 1.10 | 0.22 | 1.60 | 0.4 | 5.40 | 40 | 38.20 |
| 5C X 0.5 | 16 | 0.21 | 1.10 | 0.22 | 1.60 | 0.4 | 6.00 | 50 | 38.20 |
| C X 0.75 | 24 | 0.21 | 1.30 | 0.22 | 1.90 | 0.5 | 5.40 | 35 | 25.40 |
| SC X 0.75 | 24 | 0.21 | 1.30 | 0.22 | 1.90 | 0.55 | 5.90 | 45 | 25.40 |
| -C X 0.75 | 24 | 0.21 | 1.30 | 0.22 | 1.90 | 0.55 | 6.40 | 55 | 25.40 |
| SC X 0.75 | 24 | 0.21 | 1.30 | 0.22 | 1.90 | 0.55 | 7.00 | 65 | 25.40 |
| 2C X 1 | 32 | 0.21 | 1.50 | 0.22 | 2.10 | 0.6 | 6.00 | 45 | 19.10 |
| 3C X 1 | 32 | 0.21 | 1.50 | 0.22 | 2.10 | 0.65 | 6.40 | 60 | 19.10 |
| 4C X 1 | 32 | 0.21 | 1.50 | 0.22 | 2.10 | 0.65 | 7.00 | 70 | 19.10 |
| 5C X 1 | 32 | 0.21 | 1.50 | 0.22 | 2.10 | 0.65 | 7.70 | 85 | 19.10 |
| 2C X 1.5 | 30 | 0.26 | 1.70 | 0.22 | 2.40 | 0.76 | 6.60 | 65 | 13.00 |
| 3C X 1.5 | 30 | 0.26 | 1.70 | 0.22 | 2.40 | 0.76 | 7.10 | 80 | 13.00 |
| 4C X 1.5 | 30 | 0.26 | 1.70 | 0.22 | 2.40 | 0.76 | 7.80 | 100 | 13.00 |
| 5C X 1.5 | 30 | 0.26 | 1.70 | 0.22 | 2.40 | 0.76 | 8.50 | 120 | 13.00 |
| 2C X 2.5 | 50 | 0.26 | 2.20 | 0.24 | 3.00 | 0.76 | 8.00 | 95 | 7.82 |
| 3C X 2.5 | 50 | 0.26 | 2.20 | 0.24 | 3.00 | 0.76 | 8.50 | 120 | 7.82 |
| 4C X 2.5 | 50 | 0.26 | 2.20 | 0.24 | 3.00 | 0.76 | 9.50 | 150 | 7.82 |
| 5C X 2.5 | 50 | 0.26 | 2.20 | 0.24 | 3.00 | 0.76 | 10.50 | 180 | 7.82 |

* Other length as per Customer requirements.

# Siliheat 180 FHLR2G2G-B RoHS


| Conductor Construction | | | | Insulation Thickness (Min.) | Core Diameter (Max.) | Thickness of Outer Sheath (Min.) | Cable | | Max. Conductor Resistance at 20°C |
|---|---|---|---|---|---|---|---|---|---|
| Nominal Cross Section | No. of Strands | Diameter of Single wire (max.) | Conductor Diameter (Max.) | | | | Overall Diameter | Weight Approx. | |
| mm² | nos. | mm | mm | mm | mm | mm | mm | kg/km | Ω/km |
| 2C X 4 | 56 | 0.31 | 2.80 | 0.28 | 3.70 | 0.76 | 9.70 | 140 | 4.85 |
| 3C X 4 | 56 | 0.31 | 2.80 | 0.28 | 3.70 | 0.76 | 10.30 | 175 | 4.85 |
| 4C X 4 | 56 | 0.31 | 2.80 | 0.28 | 3.70 | 0.80 | 11.30 | 225 | 4.85 |
| 5C X 4 | 56 | 0.31 | 2.80 | 0.28 | 3.70 | 0.90 | 12.50 | 275 | 4.85 |
| 2C X 6 | 84 | 0.31 | 3.40 | 0.28 | 4.30 | 0.90 | 11.00 | 195 | 3.23 |
| 3C X 6 | 84 | 0.31 | 3.40 | 0.28 | 4.30 | 1.00 | 11.80 | 260 | 3.23 |
| 4C X 6 | 84 | 0.31 | 3.40 | 0.28 | 4.30 | 1.00 | 13.00 | 320 | 3.23 |
| 5C X 6 | 84 | 0.31 | 3.40 | 0.28 | 4.30 | 1.00 | 14.30 | 390 | 3.23 |

* Other length as per Customer requirements.

# Siliheat 180 FHLR2G2G-C RoHS

## Application

- Electric vehicle charging station
- Portable cables for hybrid & electric vehicles
- Designed to be installed (both indoors and outdoors) at private homes, communal blocks, companies & other places
- Enhanced DV power rating makes it ideal for high powered charging stations.
- Designed to be installed in public access environment like urban spaces, shopping centres, car parks, airports etc.
- Suitability for installation with possibility of water immersion

## Technical Data

- Voltage Rating: 600V AC/1000V DC
- Temperature Range: -40°C to +180°C (3000 Hours)
- Test Voltage:
- i) Insulation: 6 KV for cables < 0.5 mm
  8 kV for cables ≥ 0.5 mm
- ii) Outer Jacket: 8 kV for all cables
- FHL: Automotive Cable (High Voltage)
- R: Reduced wall thickness
- 2G: Silicone Rubber
- C: Asymmetrical (Structure C)
- Standard: ISO 6722, Class E

## Cable Structure

- Conductor: Annealed Tinned Flexible Copper Conductor (Asymmetrical, Structure C)
- Taping: Optional
- Insulation: Silicone Rubber (Thin wall)
- Inner Sheath: Silicone Rubber
- Outer Sheath: Silicone Rubber - Orange
- Colour: As Per Customer Order.
- Multi Core

## Features

- Designed for harsh mechanical environments.
- Chemical and abrasion resistant.
- Hydrolyse resistant.
- Thermal stress resistant.
- Halogen free.
- Flame resistant.
- High flexibility and easy to use.
- Light weight, thin diameter.
- Cable is constructed to prevent injury and leakage.
- Low corrosive gas emission.

| Conductor Construction | | | | Insulation Thickness (Min.) | Core Diameter (Max.) | Thickness of Outer Sheath (Min.) | Cable | | Max. Conductor Resistance at 20°C |
|---|---|---|---|---|---|---|---|---|---|
| Nominal Cross Section | No. of Strands | Diameter of Single wire (max.) | Conductor Diameter (Max.) | | | | Overall Diameter | Weight Approx. | |
| mm² | nos. | mm | mm | mm | mm | mm | mm | kg/km | Ω/km |
| 2C X 0.5 | 26 | 0.16 | 1.10 | 0.22 | 1.60 | 0.35 | 4.60 | 25 | 38.20 |
| 3C X 0.5 | 26 | 0.16 | 1.10 | 0.22 | 1.60 | 0.40 | 5.00 | 30 | 38.20 |
| 4C X 0.5 | 26 | 0.16 | 1.10 | 0.22 | 1.60 | 0.40 | 5.40 | 40 | 38.20 |
| 5C X 0.5 | 38 | 0.16 | 1.10 | 0.22 | 1.60 | 0.40 | 6.00 | 50 | 38.20 |
| 2C X 0.75 | 38 | 0.16 | 1.30 | 0.22 | 1.90 | 0.50 | 5.40 | 35 | 25.40 |
| 3C X 0.75 | 38 | 0.16 | 1.30 | 0.22 | 1.90 | 0.55 | 5.90 | 45 | 25.40 |
| 4C X 0.75 | 38 | 0.16 | 1.30 | 0.22 | 1.90 | 0.55 | 6.40 | 55 | 25.40 |
| 5C X 0.75 | 54 | 0.16 | 1.30 | 0.22 | 1.90 | 0.55 | 7.00 | 65 | 25.40 |
| 2C X 1 | 54 | 0.16 | 1.50 | 0.22 | 2.10 | 0.60 | 6.00 | 45 | 19.10 |
| 3C X 1 | 54 | 0.16 | 1.50 | 0.22 | 2.10 | 0.65 | 6.40 | 60 | 19.10 |
| 4C X 1 | 54 | 0.16 | 1.50 | 0.22 | 2.10 | 0.65 | 7.00 | 70 | 19.10 |
| 5C X 1 | 54 | 0.16 | 1.50 | 0.22 | 2.10 | 0.65 | 7.70 | 85 | 19.10 |
| 2C X 1.5 | 76 | 0.16 | 1.70 | 0.22 | 2.40 | 0.76 | 6.60 | 65 | 13.00 |
| 3C X 1.5 | 76 | 0.16 | 1.70 | 0.22 | 2.40 | 0.76 | 7.10 | 80 | 13.00 |
| 4C X 1.5 | 76 | 0.16 | 1.70 | 0.22 | 2.40 | 0.76 | 7.80 | 100 | 13.00 |
| 5C X 1.5 | 76 | 0.16 | 1.70 | 0.22 | 2.40 | 0.76 | 8.50 | 120 | 13.00 |
| 2C X 2.5 | 140 | 0.16 | 2.20 | 0.24 | 3.00 | 0.76 | 8.00 | 95 | 7.82 |
| 3C X 2.5 | 140 | 0.16 | 2.20 | 0.24 | 3.00 | 0.76 | 8.50 | 120 | 7.82 |
| 4C X 2.5 | 140 | 0.16 | 2.20 | 0.24 | 3.00 | 0.76 | 9.50 | 150 | 7.82 |
| 5C X 2.5 | 140 | 0.16 | 2.20 | 0.24 | 3.00 | 0.76 | 10.50 | 180 | 7.82 |

* Other length as per Customer requirements.

# Siliheat 180 FHLR2G2G-C RoHS



| Conductor Construction | | | | Insulation Thickness (Min.) | Core Diameter (Max.) | Thickness of Outer Sheath (Min.) | Cable | | Max. Conductor Resistance at 20°C |
|---|---|---|---|---|---|---|---|---|---|
| Nominal Cross Section | No. of Strands | Diameter of Single wire (max.) | Conductor Diameter (Max.) | | | | Overall Diameter | Weight Approx. | |
| mm² | nos. | mm | mm | mm | mm | mm | mm | kg/km | Ω/km |
| 2C X 4 | 224 | 0.16 | 2.80 | 0.28 | 3.70 | 0.76 | 9.70 | 140 | 4.85 |
| 3C X 4 | 224 | 0.16 | 2.80 | 0.28 | 3.70 | 0.76 | 10.30 | 175 | 4.85 |
| 4C X 4 | 224 | 0.16 | 2.80 | 0.28 | 3.70 | 0.80 | 11.30 | 225 | 4.85 |
| 5C X 4 | 224 | 0.16 | 2.80 | 0.28 | 3.70 | 0.90 | 12.50 | 275 | 4.85 |
| 2C X 6 | 320 | 0.16 | 3.40 | 0.28 | 4.30 | 0.90 | 11.00 | 195 | 3.23 |
| 3C X 6 | 320 | 0.16 | 3.40 | 0.28 | 4.30 | 1.00 | 11.80 | 260 | 3.23 |
| 4C X 6 | 320 | 0.16 | 3.40 | 0.28 | 4.30 | 1.00 | 13.00 | 320 | 3.23 |
| 5C X 6 | 320 | 0.16 | 3.40 | 0.28 | 4.30 | 1.00 | 14.30 | 390 | 3.23 |

* Other length as per Customer requirements.

# Siliheat 180 FHLR2GCB2G-B RoHS

## Application

- Electric vehicle charging station
- Portable cables for hybrid & electric vehicles
- Designed to be installed (both indoors and outdoors) at private homes, communal blocks, companies & other places
- Enhanced DV power rating makes it ideal for high powered charging stations.
- Designed to be installed in public access environment like urban spaces, shopping centres, car parks, airports etc.
- Suitability for installation with possibility of water immersion

## Technical Data

- Voltage Rating: 600V AC/1000V DC
- Temperature Range: -40°C to +180°C (3000 Hours)
- Test Voltage:
- i) Insulation: 6 kV for cables < 0.5 mm
  8 kV for cables ≥ 0.5 mm
- ii) Outer Jacket: 8 kV for all cables
- FHL: Automotive Cable (High Voltage)
- R: Reduced wall thickness
- 2G: Silicone Rubber
- C: ATC Screening
- B: Al. Mylar Tape
- 2G: Silicone Rubber
- B: Asymmetrical (Structure B)
- Standard: ISO 6722, Class E

## Cable Structure

- Conductor: Annealed Tinned Flexible Copper Conductor (Asymmetrical, Structure B)
- Taping: Optional
- Insulation: Silicone Rubber (Thin wall)
- Inner Sheath: Silicone Rubber
- Screen: ATC with Al-Mylar Tape
- Outer Sheath: Silicone Rubber - Orange
- Colour: As Per Customer Order.
- Multi Core.

## Features

- Designed for harsh mechanical environments.
- Chemical and abrasion resistant.
- Hydrolyse resistant.
- Thermal stress resistant.
- Halogen free.
- Flame resistant.
- High flexibility and easy to use.
- Light weight, thin diameter.
- Cable is constructed to prevent injury and leakage.
- Low corrosive gas emission.

| Conductor Construction | | | | Insulation Thickness (min) | Core Diameter (max) | Thickness of Outer Sheath (min) | Screen Wire Diameter (max) | Dia Over Shielding (max) | Cable | | Max. Conductor Resistance at 20°C |
|---|---|---|---|---|---|---|---|---|---|---|---|
| Nominal Cross Section | No. of Strands | Diameter of Single wire (max) | Conductor Diameter (max) | | | | | | Overall Diameter | Weight Approx. | |
| mm² | nos. | mm | mm | mm | mm | mm | mm | mm | mm | kg/km | Ω/km |
| 2 X 1.5 | 30 | 0.26 | 1.70 | 0.22 | 2.40 | 0.38 | 0.16 | 6.5 | 8.5 | 110 | 13.00 |
| 3 X 1.5 | 30 | 0.26 | 1.70 | 0.22 | 2.40 | 0.38 | 0.16 | 6.9 | 9.1 | 130 | 13.00 |
| 4 X 1.5 | 30 | 0.26 | 1.70 | 0.22 | 2.40 | 0.38 | 0.16 | 7.5 | 9.7 | 150 | 13.00 |
| 5 X 1.5 | 30 | 0.26 | 1.70 | 0.22 | 2.40 | 0.38 | 0.16 | 8.1 | 10.3 | 175 | 13.00 |
| 2 X 2.5 | 50 | 0.26 | 2.20 | 0.24 | 3.00 | 0.38 | 0.16 | 7.6 | 9.9 | 145 | 7.82 |
| 3 X 2.5 | 50 | 0.26 | 2.20 | 0.24 | 3.00 | 0.38 | 0.16 | 8.1 | 10.4 | 175 | 7.82 |
| 4 X 2.5 | 50 | 0.26 | 2.20 | 0.24 | 3.00 | 0.38 | 0.16 | 8.8 | 11.1 | 205 | 7.82 |
| 5 X 2.5 | 50 | 0.26 | 2.20 | 0.24 | 3.00 | 0.38 | 0.16 | 9.6 | 12.1 | 245 | 7.82 |
| 2 X 4.0 | 56 | 0.31 | 2.80 | 0.28 | 3.70 | 0.38 | 0.16 | 9.00 | 11.3 | 195 | 4.85 |
| 3 X 4.0 | 56 | 0.31 | 2.80 | 0.28 | 3.70 | 0.38 | 0.16 | 9.6 | 12.1 | 235 | 4.85 |
| 4 X 4.0 | 56 | 0.31 | 2.80 | 0.28 | 3.70 | 0.38 | 0.21 | 10.7 | 13.3 | 305 | 4.85 |
| 5 X 4.0 | 56 | 0.31 | 2.80 | 0.28 | 3.70 | 0.38 | 0.21 | 11.9 | 14.5 | 365 | 4.85 |
| 2 X 6.0 | 84 | 0.31 | 3.40 | 0.28 | 4.30 | 0.38 | 0.16 | 10.4 | 12.8 | 260 | 3.23 |
| 3 X 6.0 | 84 | 0.31 | 3.40 | 0.28 | 4.30 | 0.38 | 0.21 | 11.4 | 14.1 | 335 | 3.23 |
| 4 X 6.0 | 84 | 0.31 | 3.40 | 0.28 | 4.30 | 0.38 | 0.21 | 12.3 | 15.1 | 410 | 3.23 |
| 5 X 6.0 | 84 | 0.31 | 3.40 | 0.28 | 4.30 | 0.38 | 0.21 | 13.5 | 16.3 | 485 | 3.23 |

* Other length as per customer requirements.

# Siliheat 180 FHLR2GCB2G-C RoHS

## Application

- Electric vehicle charging station
- Portable cables for hybrid & electric vehicles
- Designed to be installed (both indoors and outdoors) at private homes, communal blocks, companies & other places
- Enhanced DV power rating makes it ideal for high powered charging stations.
- Designed to be installed in public access environment like urban spaces, shopping centres, car parks, airports etc.
- Suitability for installation with possibility of water immersion

## Technical Data

- Voltage Rating: 600V AC/1000V DC
- Temperature Range: -40°C to +180°C (3000 Hours)
- Test Voltage:
- i) Insulation: 6 kV for cables < 0.5 mm
  8 kV for cables ≥ 0.5 mm
- ii) Outer Jacket: 8 kV for all cables
- FHL: Automotive Cable (High Voltage)
- R: Reduced wall thickness
- 2G: Silicone Rubber
- C: ATC Screening
- B: Al. Mylar Tape
- 2G: Silicone Rubber
- C: Asymmetrical (Structure C)
- Standard: ISO 6722, Class E

## Cable Structure

- Conductor: Annealed Tinned Flexible Copper Conductor (Asymmetrical. Structure-C)
- Taping: Optional
- Insulation: Silicone Rubber (Thin wall)
- Inner Sheath: Silicone Rubber
- Screen: ATC with Al-Mylar Tape
- Outer Sheath: Silicone Rubber - Orange
- Colour: As Per Customer Order
- Multi Core

## Features

- Designed for harsh mechanical environments.
- Chemical and abrasion resistant.
- Hydrolyse resistant.
- Thermal stress resistant.
- Halogen free.
- Flame resistant.
- High flexibility and easy to use.
- Light weight, thin diameter.
- Cable is constructed to prevent injury and leakage.
- Low corrosive gas emission.

| Conductor Construction | | | | Insulation Thickness (min) | Core Diameter (max) | Thickness of Outer Sheath (min) | Screen Wire Diameter (max) | Dia Over Shielding (max) | Cable | | Max. Conductor Resistance at 20°C |
|---|---|---|---|---|---|---|---|---|---|---|---|
| Nominal Cross Section | No. of Strands | Diameter of Single wire (max) | Conductor Diameter (max) | | | | | | Overall Diameter | Weight Approx. | |
| mm² | nos. | mm | mm | mm | mm | mm | mm | mm | mm | kg/km | Ω/km |
| 2 X 1.5 | 76 | 0.16 | 1.70 | 0.22 | 2.40 | 0.38 | 0.16 | 6.5 | 8.5 | 110 | 13.00 |
| 3 X 1.5 | 76 | 0.16 | 1.70 | 0.22 | 2.40 | 0.38 | 0.16 | 6.9 | 9.1 | 130 | 13.00 |
| 4 X 1.5 | 76 | 0.16 | 1.70 | 0.22 | 2.40 | 0.38 | 0.16 | 7.5 | 9.7 | 150 | 13.00 |
| 5 X 1.5 | 76 | 0.16 | 1.70 | 0.22 | 2.40 | 0.38 | 0.16 | 8.1 | 10.3 | 175 | 13.00 |
| 2 X 2.5 | 140 | 0.16 | 2.20 | 0.24 | 3.00 | 0.38 | 0.16 | 7.6 | 9.9 | 145 | 7.82 |
| 3 X 2.5 | 140 | 0.16 | 2.20 | 0.24 | 3.00 | 0.38 | 0.16 | 8.1 | 10.4 | 175 | 7.82 |
| 4 X 2.5 | 140 | 0.16 | 2.20 | 0.24 | 3.00 | 0.38 | 0.16 | 8.8 | 11.1 | 205 | 7.82 |
| 5 X 2.5 | 140 | 0.16 | 2.20 | 0.24 | 3.00 | 0.38 | 0.16 | 9.6 | 12.1 | 245 | 7.82 |
| 2 X 4.0 | 224 | 0.16 | 2.80 | 0.28 | 3.70 | 0.38 | 0.16 | 9 | 11.3 | 195 | 4.85 |
| 3 X 4.0 | 224 | 0.16 | 2.80 | 0.28 | 3.70 | 0.38 | 0.16 | 9.6 | 12.1 | 235 | 4.85 |
| 4 X 4.0 | 224 | 0.16 | 2.80 | 0.28 | 3.70 | 0.38 | 0.21 | 10.7 | 13.3 | 305 | 4.85 |
| 5 X 4.0 | 224 | 0.16 | 2.80 | 0.28 | 3.70 | 0.38 | 0.21 | 11.9 | 14.5 | 365 | 4.85 |
| 2 X 6.0 | 320 | 0.16 | 3.40 | 0.28 | 4.30 | 0.38 | 0.16 | 10.4 | 12.8 | 260 | 3.23 |
| 3 X 6.0 | 320 | 0.16 | 3.40 | 0.28 | 4.30 | 0.38 | 0.21 | 11.4 | 14.1 | 335 | 3.23 |
| 4 X 6.0 | 320 | 0.16 | 3.40 | 0.28 | 4.30 | 0.38 | 0.21 | 12.3 | 15.1 | 410 | 3.23 |
| 5 X 6.0 | 320 | 0.16 | 3.40 | 0.28 | 4.30 | 0.38 | 0.21 | 13.5 | 16.3 | 485 | 3.23 |

* Other length as per customer requirements.

# Siliheat 180 FHL2G-B RoHS

## Application

- Electric vehicle charging station
- Portable cables for hybrid & electric vehicles
- Designed to be installed (both indoors and outdoors) at private homes, communal blocks, companies & other places
- Enhanced DV power rating makes it ideal for high powered charging stations.
- Designed to be installed in public access environment like urban spaces, shopping centres, car parks, airports etc.
- Suitability for installation with possibility of water immersion

## Technical Data

- Voltage Rating: 600V AC / 1000V DC
- Temperature Range: -40°C to +180°C (3000 Hours)
- Test Voltage:
- i) Insulation: 6 kV for cables < 0.5 mm
  8 kV for cables ≥ 0.5 mm
- FHL: Automotive Cable (High Voltage)
- 2G: Silicone Rubber
- B: Asymmetrical (Structure B)
- Standard ISO 6722, Class E

## Cable Structure

- Conductor: Annealed Plain Flexible Copper Conductor (Asymmetrical, Structure B)
- Insulation: Silicone Rubber (Thick wall)
- Colour: As Per Customer Order
- Single Core

## Features

- Designed for harsh mechanical environments.
- Chemical and abrasion resistant.
- Hydrolyse resistant.
- Thermal stress resistant.
- Halogen free.
- Flame resistant.
- High flexibility and easy to use.
- Light weight, thin diameter.
- Cable is constructed to prevent injury and leakage.
- Low corrosive gas emission.

| Conductor Construction | | | Conductor Diameter (max) | Insulation Thickness (min) | Cable | | Max. Conductor Resistance at 20°C |
|---|---|---|---|---|---|---|---|
| Nominal Cross Section | No. of Strands | Diameter of Single wire (max) | | | Overall Diameter | Weight Approx. | |
| mm² | nos. | mm | mm | mm | mm | kg/km | Ω/km |
| 0.50 | 16 | 0.21 | 1.10 | 0.48 | 2.30 | 9 | 37.1 |
| 0.75 | 24 | 0.21 | 1.30 | 0.48 | 2.50 | 12 | 24.7 |
| 1.00 | 32 | 0.21 | 1.50 | 0.48 | 2.70 | 15 | 18.5 |
| 1.50 | 30 | 0.26 | 1.70 | 0.48 | 3.00 | 20 | 12.7 |
| 2.50 | 50 | 0.26 | 2.20 | 0.56 | 3.60 | 30 | 7.6 |
| 4.00 | 56 | 0.31 | 2.80 | 0.64 | 4.40 | 45 | 4.71 |
| 6.00 | 84 | 0.31 | 3.40 | 0.64 | 5.00 | 65 | 3.14 |
| 10.00 | 80 | 0.41 | 4.50 | 0.80 | 6.50 | 110 | 1.82 |
| 16.00 | 126 | 0.41 | 5.80 | 0.80 | 8.30 | 170 | 1.16 |
| 25.00 | 196 | 0.41 | 7.20 | 1.04 | 10.40 | 265 | 0.743 |
| 35.00 | 276 | 0.41 | 8.50 | 1.04 | 11.60 | 330 | 0.527 |
| 50.00 | 396 | 0.41 | 10.50 | 1.20 | 13.50 | 510 | 0.368 |
| 70.00 | 360 | 0.51 | 12.50 | 1.20 | 15.50 | 705 | 0.259 |
| 95.00 | 475 | 0.51 | 14.80 | 1.28 | 18.00 | 920 | 0.196 |
| 120.00 | 608 | 0.51 | 16.50 | 1.28 | 19.70 | 1160 | 0.153 |

* Other length as per customer requirements.

# Siliheat 180 FHL2G-C RoHS

## Application

- Electric vehicle charging station
- Portable cables for hybrid & electric vehicles
- Designed to be installed (both indoors and outdoors) at private homes, communal blocks, companies & other places
- Enhanced DV power rating makes it ideal for high powered charging stations.
- Designed to be installed in public access environment like urban spaces, shopping centres, car parks, airports etc.
- Suitability for installation with possibility of water immersion

## Technical Data

- Voltage Rating: 600V AC / 1000V DC
- Temperature Range: -40°C to +180°C (3000 Hours)
- Test Voltage:
- i) Insulation: 6 kV for cables < 0.5 mm
  8 kV for cables ≥ 0.5 mm
- FHL: Automotive Cable (High Voltage)
- 2G: Silicone Rubber
- C: Asymmetrical (Structure C)
- Standard ISO 6722, Class E

## Cable Structure

- Conductor: Annealed Plain Flexible Copper Conductor (Asymmetrical, Structure C)
- Insulation: Silicone Rubber (Thick wall)
- Colour: As Per Customer Order
- Single Core

## Features

- Designed for harsh mechanical environments.
- Chemical and abrasion resistant.
- Hydrolyse resistant.
- Thermal stress resistant.
- Halogen free.
- Flame resistant.
- High flexibility and easy to use.
- Light weight, thin diameter.
- Cable is constructed to prevent injury and leakage.
- Low corrosive gas emission.

| Conductor Construction | | | Conductor Diameter (max) | Insulation Thickness (min) | Cable | | Max. Conductor Resistance at 20°C |
|---|---|---|---|---|---|---|---|
| Nominal Cross Section | No. of Strands | Diameter of Single wire (max) | | | Overall Diameter | Weight Approx. | |
| mm² | nos. | mm | mm | mm | mm | kg/km | Ω/km |
| 0.5 | 26 | 0.16 | 1.10 | 0.48 | 2.30 | 9 | 37.1 |
| 0.75 | 38 | 0.16 | 1.30 | 0.48 | 2.50 | 12 | 24.7 |
| 1 | 54 | 0.16 | 1.50 | 0.48 | 2.70 | 15 | 18.5 |
| 1.5 | 76 | 0.16 | 1.70 | 0.48 | 3.00 | 20 | 12.7 |
| 2.5 | 140 | 0.16 | 2.20 | 0.56 | 3.60 | 30 | 7.6 |
| 4 | 224 | 0.16 | 2.80 | 0.64 | 4.40 | 45 | 4.71 |
| 6 | 320 | 0.16 | 3.40 | 0.64 | 5.00 | 65 | 3.14 |
| 10 | 320 | 0.21 | 4.50 | 0.80 | 6.50 | 110 | 1.82 |
| 16 | 512 | 0.21 | 5.80 | 0.80 | 8.30 | 170 | 1.16 |
| 25 | 790 | 0.21 | 7.20 | 1.04 | 10.40 | 265 | 0.743 |
| 35 | 1070 | 0.21 | 8.50 | 1.04 | 11.60 | 330 | 0.527 |
| 50 | 1600 | 0.21 | 10.50 | 1.20 | 13.50 | 510 | 0.368 |
| 70 | 1427 | 0.26 | 12.50 | 1.20 | 15.50 | 705 | 0.259 |
| 95 | 1936 | 0.26 | 14.80 | 1.28 | 18.00 | 920 | 0.196 |
| 120 | 2450 | 0.26 | 16.50 | 1.28 | 19.70 | 1160 | 0.153 |

* Other length as per customer requirements.

# Tefheat 200 - ETFE Insulation Type A / Type B

## Automotive, 50 Volt, 200°C

### Application

- Electric vehicle charging station
- Portable cables for hybrid & electric vehicles
- Designed to be installed (both indoors and outdoors) at private homes, communal blocks, companies & other places
- Enhanced DV power rating makes it ideal for high powered charging stations.
- Designed to be installed in public access environment like urban spaces, shopping centres, car parks, airports etc.
- Suitability for installation with possibility of water immersion

### Technical Data

- Rated Temperature : -40°C to +200°C (3000 Hours)
- Max. Rated Voltage : 1000V AC / 1500V DC
- Specification:
  : 10kV AC for 5 mins (≥0.5 Sq. mm)
  : 8 kV AC
  : ISO 19642-5, ISO 6722

### Cable Structure

- Conductor: Annealed Plain Copper Conductor according to ISO 19642 (Flexible)
- Insulation: ETFE
- Insulation Colour: Orange (or) As Per Customer Request

### Features

- Designed for harsh mechanical environments.
- Chemical and abrasion resistant.
- Hydrolyse resistant.
- Thermal stress resistant.
- Halogen free.
- Flame resistant.
- High flexibility and easy to use.
- Light weight, thin diameter.
- Cable is constructed to prevent injury and leakage.
- Low corrosive gas emission.

| Conductor Construction | | | | Finished Wire | | | | | |
|---|---|---|---|---|---|---|---|---|---|
| Cross Sectional Area | Diameter | | | Maximum Resistance @20 °C | Diameter | | | Nominal Weight | Copper Weight Information |
| | Stranding No/Dia | Min | Max | | Lower Spec Limit | Target | Upper Spec Limit | | |
| mm² | nos. | mm | mm | mm | mm | mm | mm | kg/km | Ω/km |
| 0.35 | 7/0.25 | 0.74 | 0.76 | 52.0 | 1.1 | 1.15 | 1.20 | 4.18 | 3.25 |
| 0.50 | 19/0.18 | 0.86 | 0.88 | 37.1 | 1.21 | 1.26 | 1.31 | 5.54 | 4.65 |
| 0.60 | 19/0.20 | 0.94 | 1.01 | 31.3 | 1.33 | 1.38 | 1.43 | 6.58 | 5.59 |
| 0.75 | 19/0.23 | 1.05 | 1.08 | 24.7 | 1.41 | 1.46 | 1.51 | 7.93 | 6.90 |
| 1.00 | 19/0.25 | 1.21 | 1.24 | 18.5 | 1.57 | 1.62 | 1.67 | 10.2 | 9.10 |
| 1.50 | 19/0.32 | 1.46 | 1.51 | 12.7 | 1.82 | 1.88 | 1.95 | 14.5 | 13.3 |
| 2.00 | 19/0.36 | 1.66 | 1.79 | 9.80 | 207 | 2.13 | 2.20 | 18.8 | 17.6 |
| 2.50 | 19/0.41 | 1.87 | 1.94 | 7.73 | 2.29 | 2.35 | 2.42 | 23.5 | 22.0 |
| 3.00 | 37/0.32 | 2.08 | 2.24 | 6.40 | 2.50 | 2.56 | 2.63 | 28.4 | 27.1 |
| 4.00 | 56/0.30 | 2.34 | 2.49 | 4.70 | 2.75 | 2.82 | 2.88 | 371 | 36.0 |
| 6.00 | 85/0.30 | 2.80 | 2.95 | 3.0 | 3.20 | 3.28 | 3.35 | 55.7 | 54.0 |

* Other length as per Customer requirements.

# Tefheat 250 - PTFE Insulation Type A / Type B

## High Temperature Rsistant

### Application

- Electric vehicle charging station
- Portable cables for hybrid & electric vehicles
- Designed to be installed (both indoors and outdoors) at private homes, communal blocks, companies & other places
- Enhanced DV power rating makes it ideal for high powered charging stations.
- Designed to be installed in public access environment like urban spaces, shopping centres, car parks, airports etc.
- Suitability for installation with possibility of water immersion

### Technical Data

- Rated Temperature : -40°C to +250°C (3000 Hours)
- Max. Rated Voltage : 1000V AC / 1500V DC
- Specification:
  : 10kV AC for 5 mins (≥0.5 Sq. mm)
  : 8 kV AC
  : ISO 19642-5, ISO 6722

### Cable Structure

- Conductor: Annealed Plain Copper Conductor according to ISO 19642 (Flexible)
- Insulation PTFE
- Insulation Colour: Orange (or) As Per Customer Request

### Features

- Designed for harsh mechanical environments.
- Chemical and abrasion resistant.
- Hydrolyse resistant.
- Thermal stress resistant.
- Halogen free.
- Flame resistant.
- Light weight, thin diameter.
- Cable is constructed to prevent injury and leakage.
- Low corrosive gas emission.
- Test Voltage.
- Insulation Faults.

| Nominal Cross Section | Conductor Construction | | | Electrical resistance at 20°C bare/tinned max. | Overall Diameter | | | Max. Conductor Resistance at 20°C |
|---|---|---|---|---|---|---|---|---|
| | No. of Strands | Diameter of Single Wire (Max.) | Diameter of Conductor (Max.) | | | Min. | Max. | |
| mm² | nos. | mm | mm | mΩ/m | mm | mm | mm | kg/km |
| 0.35 | 7 | 0.26 | 0.8 | 54.4/55.5** | 0.20 | 1.3 | -0.1 | 5.0 |
| 0.5 | 19 | 0.19 | 1.0 | 37.1/38.2 | 0.22 | 1.6 | -0.2 | 7.0 |
| 0.75 | 19 | 0.23 | 1.2 | 24.7/25.4 | 0.24 | 1.9 | -0.2 | 10.0 |
| 1 | 19 | 0.26 | 1.35 | 18.5/19.1 | 0.24 | 2.1 | -0.2 | 13.0 |
| 1.5 | 19 | 0.32 | 1.7 | 12.7/13.0 | 0.24 | 2.4 | -0.2 | 18.0 |
| 2.5 | 19 | 0.41 | 2.2 | 7.6/7.82 | 0.28 | 3.0 | -0.3 | 29.0 |
| 4 | 56 | 0.31 | 2.75 | 4.71/4.85 | 0.32 | 3.7 | -0.3 | 44.0 |

*Ultra-thin wall thickness on request (ISO 6722-1).
**Also available with resistance values 52.0 / 53.1 m2/m bare / tinned.



**BHARAT (INDIA)**

**CORPORATE OFFICE**
Plot No. 1, Site No. 1, 14/3, Mathura Road,
Faridabad – 121003, Haryana

**WORKS**

**Haryana**
74th Milestone, Delhi-Mathura Road,
Hodal Toll Plaza, Distt. Palwal–121005

**Rajasthan**
Plot No. SP5 – 249, 250, RIICO Industrial Area,
Ghiloth, Neemrana, Alwar – 301705

**Maharashtra**
Gat No. 153/1/1, Village Ambethan, Taluka Khed
(near Dwarka School), Pune – 410501

**Uttarakhand**
Plot No. 68, 69, 71, 72 & 73, Sector-5, IIE,
Sidcul, Haridwar–249403

**ASIA**

**SINGAPORE**
**SVARN PTE. LTD.:** 7 Temasek Boulevard, #12-07,
Suntec Tower One, Downtown Core, 038987, Singapore

**THAILAND**
**SVARN INFRA (THAILAND) CO LTD:** 3656/50,
Green Tower Building, Floor 16th, Rama 4 Road,
Klongton Subdistrict, Klongton District, Bangkok 10110

**INDONESIA**
**PT SVARN GROUP INDONESIA:** Innovation Center,
Jababeka Industrial Estate 6, Jl. Samsung,
Block A 3A, Cikarang Utara 17530

**VIETNAM**
**SVARN GROUP LLC:** 12B Floor, Cienco 4 Building,
180 Nguyen Thi Minh Khai, Vo Thi Sau Ward,
District 3, Ho Chi Minh City, Vietnam

**Contact: Paresh Gupta**
M: +91 98107 94010 | E: paresh@svarn.com

**MIDDLE EAST**

**DUBAI**
**SVARN MIDDLE EAST DWC-LLC**
O465, Floor C4, Office Park,
Dubai South, UAE

**Contact: J.K. Mishra**
M: +971 50118 7209
E: jkmishra@svarn.com

1800-121-222-999 automotive@svarn.com www.svarn.com