

Powering performance in challenging applications

**POWER CONTROL &
INSTRUMENTATION CABLES**




SVARN CONTROL & INSTRUMENTATION CABLES

Powering and controlling industrial and technological progress

Power control and instrumentation cables play crucial roles in various applications across numerous industries. Their significance lies in their ability to provide a stable power supply, accurate signal transmission, and robust control, making them indispensable in modern industrial, commercial, and technological environments.

Svarn offers a comprehensive range of power control and instrumentation cables, meticulously designed and manufactured to meet specific requirements and environmental conditions. Whether for the seamless operation of automated machinery, controlling systems in power generation, or transmitting data signals in communication systems, Svarn cables guarantee optimal performance of critical systems, thus fostering technological and industrial progress.

Quality is a fundamental principle at Svarn. Our cables are crafted using the finest materials and processes, adhering to global quality standards.



ABOUT US

At Svarn, we're pioneers in turning big ideas into real-world solutions. Our legacy of innovation, rooted in the essence of "Svarn" or Gold, has thrived since 2005. With over 3,000 dedicated employees, we're constantly pushing the boundaries of technology to benefit our customers and society. Our impact spans across six key industries, supported by seven cutting-edge manufacturing facilities and global offices in strategic locations. Through relentless innovation, we're shaping a prosperous and sustainable future — **inspired by possibilities.**

TELECOM



AUTOMOTIVE



RAILWAYS



DEFENCE



POWER



PROJECTS



Know more at www.svarn.com

SINGLE CORE ALUMINIUM CABLE

IS 1554 Part -1

Svarn single core aluminium cables are suitable for installation mostly in power supply stations, indoors and in cable ducts, outdoors, underground and in water as well as for installation on cable trays for industries, switchboards and power stations.



CABLE STRUCTURE

- Annealed Stranded Bare Aluminium Conductor
- Extruded PVC Type-A/ HR PVC type-C Insulation
- Un-Armoured/ Aluminium Round Wire Armoured/ Aluminium Flat Strip Armoured
- Extruded PVC Type-ST-1/ HR PVC Type-ST-2 Outer Sheath

TECHNICAL DATA

- Nominal Voltage : 1100 Volts
- Test Voltage : 3500 Volts For Power Cable
- Temperature Range : -5°C To +70°C

FEATURES

- UV Resistant
- Flame Retardant
- Zero Halogen
- Suitable For Direct Burial/ Underground Installation
- Oil Resistant
- Low Smoke Emission
- ROHS Compliant

TECHNICAL SPECIFICATION


- Conductor : IS 8130
- Insulation : IS 5831
- Insulation Colour : IS 1554 Part-1
- Armouring : IS 8130
- Outer Sheath : IS 5831

CROSS SECTIONAL AREA (SQMM)	UNARMoured CABLE (AYY)			FLAT STRIP ARMoured CABLE (AYFAY)				ROUND WIRE ARMoured CABLE (AYWAY)			CURRENT RATING		RESISTANCE AT 20°C (MAX)	AC RESISTANCE
	INSULATION THICKNESS (NOMINAL)	OUTER SHEATH THICKNESS (MM)	OVERALL DIAMETER (MM)	INSULATION THICKNESS (NOMINAL)	ARMOUR DIMENSION (FLAT STRIP)	OUTER SHEATH THICKNESS (MM)	OVERALL DIAMETER (MM)	ARMOUR DIMENSION (ROUND WIRE)	OUTER SHEATH THICKNESS (MM)	OVERALL DIAMETER (MM)	GROUND	AIR		
4	1.0	1.8	8	1.3	-	-	-	1.4	1.24	11	31	30	7.41	8.89
6	1.0	1.8	9	1.3	-	-	-	1.4	1.24	12	39	35	4.61	5.53
10	1.0	1.8	10	1.3	-	-	-	1.4	1.24	13	51	47	3.08	3.7
16	1.0	1.8	11	1.3	-	-	-	1.4	1.24	14	66	64	1.91	2.29
25	1.2	1.8	13	1.5	-	-	-	1.4	1.24	15	86	84	1.2	1.44
35	1.2	1.8	14	1.5	-	-	-	1.4	1.24	16	100	105	0.868	1.04
50	1.4	1.8	16	1.7	-	-	-	1.4	1.24	18	120	130	0.641	0.769
70	1.4	1.8	17	1.7	-	-	-	1.4	1.4	20	140	155	0.443	0.532
95	1.6	1.8	19	1.9	4 X 0.80	1.4	21	1.6	1.4	22	175	190	0.32	0.384
120	1.6	2.0	21	1.9	4 X 0.80	1.4	23	1.6	1.4	24	195	220	0.253	0.304
150	1.8	2.0	23	2.1	4 X 0.80	1.4	24	1.6	1.4	26	220	250	0.206	0.247
185	2.2	2.0	25	2.3	4 X 0.80	1.4	27	1.6	1.4	29	240	290	0.164	0.197
240	2.2	2.0	28	2.5	4 X 0.80	1.4	30	1.6	1.56	32	270	335	0.125	0.15
300	2.4	2.0	30	2.7	4 X 0.80	1.56	32	1.6	1.56	33	295	380	0.1	0.12
400	2.6	2.2	35	3.0	4 X 0.80	1.56	37	2.0	1.56	39	325	435	0.0778	0.0934
500	3.0	2.2	38	3.4	4 X 0.80	1.56	40	2.0	1.72	42	345	480	0.0605	0.0726
630	3.4	2.4	43	3.9	4 X 0.80	1.72	45	2.0	1.88	48	390	550	0.0469	0.0563
800	3.4	2.4	48	3.9	4 X 0.80	1.88	49	2.0	1.88	52	450	610	0.0367	0.044
1000	3.4	2.6	52	3.9	4 X 0.80	2.04	55	2.5	2.04	59	500	680	0.0291	0.0349

SINGLE CORE COPPER CABLE

IS 1554 Part -1

Svarn single core copper cables are suitable for installation mostly in power supply stations, indoors and in cable ducts, outdoors, underground and in water as well as for installation on cable trays for industries, switchboards and power stations.



CABLE STRUCTURE

- Annealed Stranded Bare Copper Conductor
- Extruded PVC Type-A/ HR PVC type-C Insulation
- Un-armoured/ Aluminium Round Wire Armoured/ Aluminium Flat Strip Armoured
- Extruded PVC Type-ST-1/ HR PVC Type-ST-2 Outer Sheath

TECHNICAL DATA

- Nominal Voltage : 1100 Volts
- Test Voltage : 3500 Volts For Power Cable
- Temperature Range : -5°C To +70°C

TECHNICAL SPECIFICATION

- Conductor : IS 8130
- Insulation : IS 5831
- Insulation Colour : IS 1554 Part-1
- Armouring : IS 8130
- Outer Sheath : IS 5831

FEATURES

- UV Resistant
- Flame Retardant
- Zero Halogen
- Suitable For Direct Burial/ Underground Installation
- Oil Resistant
- Low Smoke Emission
- ROHS Compliant

CROSS SECTIONAL AREA (SQMM)	UNARMoured CABLE (YY)			FLAT STRIP ARMoured CABLE (YFAY)				ROUND WIRE ARMoured CABLE (YWAY)			CURRENT RATING		RESISTANCE AT 20°C (MAX)	AC RESISTANCE
	INSULATION THICKNESS (NOMINAL)	OUTER SHEATH THICKNESS (MM)	OVERALL DIAMETER (MM)	INSULATION THICKNESS (NOMINAL)	ARMOUR DIMENSION (FLAT STRIP)	OUTER SHEATH THICKNESS (MM)	OVERALL DIAMETER (MM)	ARMOUR DIMENSION (ROUND WIRE)	OUTER SHEATH THICKNESS (MM)	OVERALL DIAMETER (MM)	GROUND	AIR		
4	1.0	1.8	8.0	1.3	-	-	-	1.4	1.24	11.0	39	35	4.61	5.53
6	1.0	1.8	9.0	1.3	-	-	-	1.4	1.24	12.0	49	44	3.08	3.70
10	1.0	1.8	10.0	1.3	-	-	-	1.4	1.24	13.0	65	60	1.83	2.20
16	1.0	1.8	11.0	1.3	-	-	-	1.4	1.24	14.0	85	82	1.15	1.38
25	1.2	1.8	13.0	1.5	-	-	-	1.4	1.24	15.0	110	110	0.73	0.87
35	1.2	1.8	14.0	1.5	-	-	-	1.4	1.24	16.0	130	130	0.524	0.63
50	1.4	1.8	16.0	1.7	-	-	-	1.4	1.24	18.0	155	165	0.387	0.464
70	1.4	1.8	17.0	1.7	-	-	-	1.4	1.40	20.0	190	205	0.268	0.322
95	1.6	1.8	19.0	1.9	4 X 0.80	1.40	21	1.6	1.40	22.0	220.0	245	0.193	0.232
120	1.6	2.0	21.0	1.9	4 X 0.80	1.40	23	1.6	1.40	24.0	250.0	280	0.153	0.184
150	1.8	2.0	23.0	2.1	4 X 0.80	1.40	24	1.6	1.40	26.0	280.0	320	0.124	0.149
185	2.2	2.0	25.0	2.3	4 X 0.80	1.40	27	1.6	1.40	29.0	305.0	370	0.099	0.119
240	2.2	2.0	28.0	2.5	4 X 0.80	1.40	30	1.6	1.56	32.0	345.0	425	0.075	0.091
300	2.4	2.0	30.0	2.7	4 X 0.80	1.56	32	1.6	1.56	33.0	375.0	475	0.060	0.072
400	2.6	2.2	35.0	3.0	4 X 0.80	1.56	37	2.0	1.56	39.0	400.0	550	0.0470	0.0564

SINGLE CORE ALUMINIUM CABLE

IS 7098 Part -1

Svarn single core aluminium cables are suitable for installation mostly in power supply stations, indoors and in cable ducts, outdoors, underground and in water as well as for installation on cable trays for industries, switchboards and power stations.



CABLE STRUCTURE

- Annealed Stranded Bare Aluminium Conductor
- Extruded XLPE Insulation
- Un-armoured/ HD Aluminium Round Wire Armoured/ HD Aluminium Flat Strip Armoured
- Extruded PVC Type-ST-2 Outer Sheath

TECHNICAL DATA

- Nominal Voltage : 1100 Volts
- Test Voltage : 3500 Volts For Power Cable
- Temperature Range : -40°C to +90°C

TECHNICAL SPECIFICATION

- Conductor : IS 8130
- Insulation : IS 7098 Part-1
- Insulation Colour : IS 7098 Part-1
- Armouring : IS 8130
- Outer Sheath : IS 5831

FEATURES


- UV Resistant
- Flame Retardant
- Zero Halogen
- Suitable For Direct Burial/ Underground Installation
- Oil Resistant
- Low Smoke Emission
- ROHS Compliant

CROSS SECTIONAL AREA (SQMM)	UNARMoured CABLE (A2XY)			FLAT STRIP ARMoured CABLE (A2XFAY)				ROUND WIRE ARMoured CABLE (AYWAY)			CURRENT RATING		DC RESISTANCE AT 20°C (MAX)	AC RESISTANCE 90°C (APPROX.)
	INSULATION THICKNESS (NOMINAL)	OUTER SHEATH THICKNESS (MM)	OVERALL DIAMETER (MM)	INSULATION THICKNESS (NOMINAL)	ARMOUR DIMENSION (FLAT STRIP)	OUTER SHEATH THICKNESS (MM)	OVERALL DIAMETER (MM)	ARMOUR DIMENSION (ROUND WIRE)	OUTER SHEATH THICKNESS (MM)	OVERALL DIAMETER (MM)	GROUND	AIR		
4	0.7	1.8	1.0	7	-	-	-	1.4	1.24	10	48	31	7.41	9.48
6	0.7	1.8	1.0	8	-	-	-	1.4	1.24	11	62	45	4.61	5.9
10	0.7	1.8	1.0	9	-	-	-	1.4	1.24	12	81	61	3.08	3.94
16	0.7	1.8	1.0	10	-	-	-	1.4	1.24	13	99	83	1.91	2.44
25	0.9	1.8	1.2	12	-	-	-	1.4	1.24	15	117	115	1.2	1.54
35	0.9	1.8	1.2	13	-	-	-	1.4	1.24	16	138	135	0.868	1.11
50	1.0	1.8	1.3	15	-	-	-	1.4	1.24	18	135	170	0.641	0.82
70	1.1	1.8	1.4	16	-	-	-	1.4	1.4	20	168	210	0.443	0.567
95	1.1	1.8	1.4	18	4 X 0.80	1.4	20	1.6	1.4	22	204	255	0.32	0.41
120	1.2	2.0	1.5	19.0	4 X 0.80	1.4	22	1.6	1.4	23	230	300	0.253	0.324
150	1.4	2.0	1.7	22.0	4 X 0.80	1.4	23	1.6	1.4	25	265	342	0.206	0.264
185	1.6	2.0	1.9	24.0	4 X 0.80	1.4	25	1.6	1.4	27	295	385	0.164	0.21
240	1.7	2.0	2.0	26.0	4 X 0.80	1.4	28	1.6	1.56	29	340	450	0.125	0.16
300	1.8	2.0	2.1	29.0	4 X 0.80	1.56	30	1.6	1.56	32	390	519	0.100	0.128
400	2.0	2.2	2.4	33	4 X 0.80	1.56	35	2	1.56	37	450	605	0.0778	0.1
500	2.2	2.2	2.6	36	4 X 0.80	1.56	38	2	1.72	40	500	700	0.0605	0.077
630	2.4	2.4	2.8	40	4 X 0.80	1.72	42	2	1.88	45	555	809	0.0469	0.06
800	2.6	2.4	3.1	45	4 X 0.80	1.72	47	2	1.88	50	625	935	0.0367	0.047
1000	2.8	2.6	3.3	51	4X 0.80	1.88	53	2.5	2.04	56	690	1065	0.0291	0.0372

TWO CORE ALUMINIUM CABLE

IS 1554 Part -1

Svarn two core aluminium cables are suitable for installation mostly in power supply stations, indoors and in cable ducts, outdoors, underground and in water as well as for installation on cable trays for industries, switchboards and power stations.



CABLE STRUCTURE

- Annealed Stranded Bare Aluminium Conductor
- Extruded PVC Type-A/ HR PVC Type-C Insulation
- Extruded PVC Type-ST-1/ HR PVC Type-ST-2 Inner Sheath
- Un-armoured/ GS Round Wire Armoured/ GS Flat Strip Armoured
- Extruded PVC Type-ST-1/ HR PVC Type-ST-2 Outer Sheath

TECHNICAL DATA

- Nominal Voltage : 1100 Volts
- Test Voltage : 3500 Volts For Power Cable
- Temperature Range : -5°C To +70°C

FEATURES

- UV Resistant
- Flame Retardant
- Zero Halogen
- Suitable For Direct Burial/ Underground Installation
- Oil Resistant
- Low Smoke Emission
- ROHS Compliant

TECHNICAL SPECIFICATION


- Conductor : IS 8130
- Insulation : IS 5831
- Inner Sheath : IS 5831
- Insulation Colour : IS 1554 Part-1
- Armouring : IS 8130
- Outer Sheath : IS 5831

CROSS SECTIONAL AREA (SQMM)	UNARMoured CABLE (AYY)			FLAT STRIP ARMoured CABLE (AYFAY)				ROUND WIRE ARMoured CABLE (AYWAY)			CURRENT RATING		DC RESISTANCE AT 20°C (MAX)	AC RESISTANCE 90°C (APPROX.)
	INSULATION THICKNESS (NOMINAL)	OUTER SHEATH THICKNESS (MM)	OVERALL DIAMETER (MM)	INSULATION THICKNESS (NOMINAL)	ARMOUR DIMENSION (FLAT STRIP)	OUTER SHEATH THICKNESS (MM)	OVERALL DIAMETER (MM)	ARMOUR DIMENSION (ROUND WIRE)	OUTER SHEATH THICKNESS (MM)	OVERALL DIAMETER (MM)	GROUND	AIR		
4	1.0	0.3	1.8	14	-	-	-	1.4	1.24	18	32	27	7.41	8.89
6	1.0	0.3	1.8	17	-	-	-	1.4	1.24	19	40	35	4.61	5.53
10	1.0	0.3	1.8	18	-	-	-	1.4	1.24	20	55	47	3.08	3.7
16	1.0	0.3	1.8	17	4 X 0.80	1.40	18	1.6	1.4	20	70	59	1.91	2.29
25	1.2	0.3	2	19	4 X 0.80	1.40	20	1.6	1.4	22	90	78	1.2	1.44
35	1.2	0.3	2	21	4 X 0.80	1.40	22	1.6	1.4	23	110	99	0.868	1.04
50	1.4	0.3	2	24	4 X 0.80	1.40	25	1.6	1.56	26	135	125	0.641	0.769
70	1.4	0.3	2	26	4 X 0.80	1.56	27	1.6	1.56	29	160	150	0.443	0.532
95	1.6	0.4	2.2	30	4 X 0.80	1.56	30	2.0	1.56	33	190	185	0.32	0.384
120	1.6	0.4	2.2	32	4 X 0.80	1.56	32	2.0	1.72	35	210	210	0.253	0.304
150	1.8	0.4	2.4	34	4 X 0.80	1.72	35	2.0	1.72	37	240	240	0.206	0.247
185	2.0	0.5	2.4	38	4 X 0.80	1.88	38	2.0	1.88	41	275	275	0.164	0.197
240	2.2	0.5	2.6	42	4 X 0.80	2.04	43	2.5	2.04	47	320	325	0.125	0.15
300	2.4	0.6	2.8	46	4 X 0.80	2.20	48	2.5	2.2	50	355	365	0.100	0.12
400	2.6	0.7	3.2	52	4 X 0.80	2.36	53	3.15	2.52	58	385	420	0.0778	0.0934
500	3.0	0.7	3.4	54	4 X 0.80	2.68	56	3.15	2.84	64	425	475	0.0605	0.0726
630	3.4	0.7	3.8	65	4 X 0.80	2.84	66	4.0	3.0	72	465	540	0.0469	0.0563

TWO CORE COPPER CABLE

IS 1554 Part -1

Svarn two core copper cables are suitable for installation mostly in power supply stations, indoors and in cable ducts, outdoors, underground and in water as well as for installation on cable trays for industries, switchboards and power stations.



CABLE STRUCTURE

- Annealed Stranded Bare Copper Conductor
- Extruded PVC Type-A/ HR PVC Type-C Insulation
- Extruded PVC Type-ST-1/ HR PVC Type-ST-2 Inner Sheath
- Un-Armoured/ GS Round Wire Armoured/ GS Flat Strip Armoured
- Extruded PVC Type-ST-1/ HR PVC Type-ST-2 Outer Sheath

TECHNICAL DATA

- Nominal Voltage : 1100 Volts
- Test Voltage : 3500 Volts For Power cable
- Temperature Range : -5°C to +70°C

FEATURES

- UV Resistant
- Flame Retardant
- Zero Halogen
- Suitable For Direct Burial/ Underground Installation
- Oil Resistant
- Low Smoke Emission
- ROHS Compliant

TECHNICAL SPECIFICATION


- Conductor : IS 8130
- Insulation : IS 5831
- Inner sheath: IS 5831
- Insulation Colour : IS 1554 Part-1
- Armouring : IS 8130
- Outer Sheath : IS 5831

CROSS SECTIONAL AREA (SQMM)	UNARMoured CABLE (YY)			FLAT STRIP ARMoured CABLE (YFAY)				ROUND WIRE ARMoured CABLE (YWAY)			CURRENT RATING		RESISTANCE AT 20°C (MAX)	AC RESISTANCE 90°C (APPROX.)
	INSULATION THICKNESS (NOMINAL)	OUTER SHEATH THICKNESS (MM)	OVERALL DIAMETER (MM)	INSULATION THICKNESS (NOMINAL)	ARMOUR DIMENSION (FLAT STRIP)	OUTER SHEATH THICKNESS (MM)	OVERALL DIAMETER (MM)	ARMOUR DIMENSION (ROUND WIRE)	OUTER SHEATH THICKNESS (MM)	OVERALL DIAMETER (MM)	GROUND	AIR		
4	1.0	0.3	1.8	14	-	-	-	1.4	1.24	18	41	35	4.61	5.53
6	1.0	0.3	1.8	17	-	-	-	1.4	1.24	19	50	45	3.08	3.7
10	1.0	0.3	1.8	18	-	-	-	1.4	1.24	20	70	60	1.83	2.2
16	1.0	0.3	1.8	17	4 X 0.80	1.40	18	1.6	1.4	20	90	78	1.15	1.38
25	1.2	0.3	2.0	19	4 X 0.80	1.40	20	1.6	1.4	22	115	105	0.727	0.872
35	1.2	0.3	2.0	21	4 X 0.80	1.40	22	1.6	1.4	23	140	125	0.524	0.629
50	1.4	0.3	2.0	24	4 X 0.80	1.40	25	1.6	1.56	26	165	155	0.387	0.464
70	1.4	0.3	2.0	26	4 X 0.80	1.56	27	1.6	1.56	29	205	195	0.268	0.322
95	1.6	0.4	2.2	30	4 X 0.80	1.56	30	2.0	1.56	33	230	240	0.193	0.232
120	1.6	0.4	2.2	32	4 X 0.80	1.56	32	2.0	1.72	35	275	265	0.153	0.184
150	1.8	0.4	2.4	34	4 X 0.80	1.72	35	2.0	1.72	37	310	305	0.124	0.149
185	2.0	0.5	2.4	38	4 X 0.80	1.88	38	2.0	1.88	41	350	350	0.0991	0.119
240	2.2	0.5	2.6	42	4 X 0.80	2.04	43	2.5	2.04	47	405	410	0.0754	0.0905
300	2.4	0.6	2.8	46	4 X 0.80	2.20	48	2.5	2.2	50	450	465	0.060	0.0721
400	2.6	0.7	3.2	52	4 X 0.80	2.36	53	3.15	2.52	58	490	530	0.047	0.0564

TWO CORE ALUMINIUM CABLE

IS 7098 Part -1

Svarn two core aluminium cables are suitable for installation mostly in power supply stations, indoors and in cable ducts, outdoors, underground and in water as well as for installation on cable trays for industries, switchboards and power stations.



CABLE STRUCTURE

- Annealed Stranded Bare Aluminium Conductor
- Extruded XLPE Insulation
- Extruded PVC Type-ST-2 Inner Sheath
- Un-Armoured/ GS Round Wire Armoured/ GS Flat Strip Armoured
- Extruded PVC Type-ST-2 Outer Sheath

TECHNICAL DATA

- Nominal Voltage : 1100 Volts
- Test Voltage : 3500 Volts For Power cable
- Temperature Range : -40°C to +90°C

FEATURES

- UV Resistant
- Flame Retardant
- Zero Halogen
- Suitable For Direct Burial/ Underground Installation
- Oil Resistant
- Low Smoke Emission
- ROHS Compliant

TECHNICAL SPECIFICATION

- Conductor : IS 8130
- Insulation : IS 7098 Part-1
- Inner sheath: IS 5831
- Insulation Colour : IS 7098 Part-1
- Armouring : IS 3975
- Outer Sheath : IS 5831

CROSS SECTIONAL AREA (SQMM)	INSULATION THICKNESS (NOMINAL)	INNER SHEATH THICKNESS (MINIMUM)	UNARMoured CABLE (A2XY)		FLAT STRIP ARMoured CABLE (A2XFY)				ROUND WIRE ARMoured CABLE (A2XWY)			CURRENT RATING		DC RESISTANCE AT 20°C (MAX)	AC RESISTANCE 90°C (APPROX.)
			OUTER SHEATH THICKNESS (MM)	OVERALL DIAMETER (MM)	ARMOUR DIMENSION (FLAT STRIP)	OUTER SHEATH THICKNESS (MM)	OVERALL DIAMETER (MM)	ARMOUR DIMENSION (ROUND WIRE)	OUTER SHEATH THICKNESS (MM)	OVERALL DIAMETER (MM)	GROUND	AIR			
4	0.7	0.3	1.8	13	-	-	-	1.4	1.24	14	34	30	7.41	9.48	
6	0.7	0.3	1.8	14	-	-	-	1.4	1.24	15	43	40	4.61	5.9	
10	0.7	0.3	1.8	15	-	-	-	1.4	1.24	17	57	55	3.08	3.94	
16	0.7	0.3	1.8	15	-	-	-	1.4	1.4	17	78	70	1.91	2.44	
25	0.9	0.3	2	17	4 X 0.80	1.4	18	1.6	1.4	20	95	99	1.2	1.54	
35	0.9	0.3	2	19	4 X 0.80	1.4	20	1.6	1.4	21	116	117	0.868	1.11	
50	1	0.3	2	21	4 X 0.80	1.56	22	1.6	1.4	24	140	140	0.641	0.82	
70	1.1	0.3	2	24	4 X 0.80	1.56	25	1.6	1.56	27	170	176	0.443	0.567	
95	1.1	0.4	2.2	27	4 X 0.80	1.56	28	2	1.56	30	200	221	0.32	0.41	
120	1.2	0.4	2.2	30	4 X 0.80	1.72	30	2	1.56	32	225	258	0.253	0.324	
150	1.4	0.4	2.2	32	4 X 0.80	1.72	34	2	1.72	36	255	294	0.206	0.264	
185	1.6	0.5	2.4	36	4 X 0.80	1.88	37	2	1.88	40	285	339	0.164	0.210	
240	1.7	0.5	2.6	40	4 X 0.80	2.04	41	2.5	2.04	45	325	402	0.125	0.160	
300	1.8	0.6	2.8	44	4 X 0.80	2.36	45	2.5	2.2	49	370	461	0.1	0.128	
400	2	0.6	3	49	4 X 0.80	2.36	50	2.5	2.36	53	435	542	0.0778	0.100	
500	2.2	0.7	3.4	55	4 X 0.80	2.52	56	3.15	2.68	60	481	624	0.0605	0.0774	
630	2.4	0.7	3.6	62	4 X 0.80	2.68	63	3.15	2.84	67	537	723	0.0469	0.0600	

TWO CORE COPPER CABLE

IS 7098 Part -1

Svarn two core copper cables are suitable for installation mostly in power supply stations, indoors and in cable ducts, outdoors, underground and in water as well as for installation on cable trays for industries, switchboards and power stations.



CABLE STRUCTURE

- Annealed Stranded Bare Copper Conductor
- Extruded XLPE Insulation
- Extruded PVC Type-ST-2 Inner Sheath
- Un-Armoured/ GS Round Wire Armoured/ GS Flat Strip Armoured
- Extruded PVC Type-ST-2 Outer Sheath

TECHNICAL DATA

- Nominal Voltage : 1100 Volts
- Test Voltage : 3500 Volts For Power cable
- Temperature Range : -40°C to +90°C

FEATURES

- UV Resistant
- Flame Retardant
- Zero Halogen
- Suitable For Direct Burial/ Underground Installation
- Oil Resistant
- Low Smoke Emission
- ROHS Compliant

TECHNICAL SPECIFICATION

- Conductor : IS 8130
- Insulation : IS 7098 Part-1
- Inner sheath: IS 5831
- Insulation Colour : IS 7098 Part-1
- Armouring : IS 3975
- Outer Sheath : IS 5831

CROSS SECTIONAL AREA (SQMM)	INSULATION THICKNESS (NOMINAL)	INNER SHEATH THICKNESS (MINIMUM)	UNARMoured CABLE (2XY)		FLAT STRIP ARMoured CABLE (2XFY)				ROUND WIRE ARMoured CABLE (2XWY)			CURRENT RATING		DC RESISTANCE AT 20°C (MAX)	AC RESISTANCE 90°C (APPROX.)
			OUTER SHEATH THICKNESS (MM)	OVERALL DIAMETER (MM)	ARMOUR DIMENSION (FLAT STRIP)	OUTER SHEATH THICKNESS (MM)	OVERALL DIAMETER (MM)	ARMOUR DIMENSION (ROUND WIRE)	OUTER SHEATH THICKNESS (MM)	OVERALL DIAMETER (MM)	GROUND	AIR			
4	1.0	0.3	1.8	16	-	-	-	1.4	1.24	18	36	30	4.61	5.53	
6	1.0	0.3	1.8	18	-	-	-	1.4	1.24	19	49	39	3.08	3.7	
10	1.0	0.3	1.8	19	-	-	-	1.4	1.4	21	60	52	1.83	2.2	
16	1.0	0.3	1.8	19	-	-	-	1.6	1.4	21	77	66	1.15	1.38	
25	1.2	0.3	2.0	22	4 X 0.80	1.4	20	1.6	1.4	23	99	90	0.727	0.872	
35	1.2	0.3	2.0	24	4 X 0.80	1.4	23	1.6	1.4	26	120	110	0.524	0.629	
50	1.4	0.3	2.0	27	4 X 0.80	1.4	24	1.6	1.56	29	145	135	0.387	0.464	
70	1.4	0.4	2.2	30	4 X 0.80	1.56	27	2.0	1.56	33	175	165	0.268	0.322	
95	1.6	0.4	2.2	34	4 X 0.80	1.56	31	2.0	1.72	37	210	200	0.193	0.232	
120	1.6	0.4	2.2	37	4 X 0.80	1.56	35	2.0	1.72	39	240	230	0.153	0.184	
150	1.8	0.5	2.4	40	4 X 0.80	1.72	37	2.0	1.88	43	270	265	0.124	0.149	
185	2.0	0.5	2.6	44	4 X 0.80	1.88	41	2.5	2.04	49	300	305	0.0991	0.119	
240	2.2	0.6	2.8	50	4 X 0.80	1.88	46	2.5	2.2	54	345	355	0.0754	0.091	
300	2.4	0.6	3.0	55	4 X 0.80	2.20	51	2.5	2.36	59	385	400	0.0601	0.072	
400	2.6	0.7	3.4	62	4 X 0.80	2.36	56	3.15	2.68	68	425	435	0.047	0.056	

THREE CORE COPPER CABLE

IS 1554 Part -1

Svarn three core copper cables are suitable for installation mostly in power supply stations, indoors and in cable ducts, outdoors, underground and in water as well as for installation on cable trays for industries, switchboards and power stations.



CABLE STRUCTURE

- Annealed Stranded Bare Copper Conductor
- Extruded PVC Type-A/ HR PVC Type-C Insulation
- Extruded PVC Type-ST-1/ HR PVC Type-ST-2 Inner Sheath
- Un-Armoured/ GS Round Wire Armoured/ GS Flat Strip Armoured
- Extruded PVC Type-ST-1/ HR PVC Type-ST-2 Outer Sheath

TECHNICAL DATA

- Nominal Voltage : 1100 Volts
- Test Voltage : 3500 Volts For Power cable
- Temperature Range : -5°C to +70°C

FEATURES

- UV Resistant
- Flame Retardant
- Zero Halogen
- Suitable For Direct Burial/ Underground Installation
- Oil Resistant
- Low Smoke Emission
- ROHS Compliant

TECHNICAL SPECIFICATION


- Conductor : IS 8130
- Insulation : IS 5831
- Inner sheath: IS 5831
- Insulation Colour : IS 1554 Part-1
- Armouring : IS 8130
- Outer Sheath : IS 5831

CROSS SECTIONAL AREA (SQMM)	INSULATION THICKNESS (NOMINAL)	INNER SHEATH THICKNESS (MINIMUM)	UNARMoured CABLE (YY)		FLAT STRIP ARMoured CABLE (YFY)			ROUND WIRE ARMoured CABLE (YWY)			CURRENT RATING		DC RESISTANCE AT 20°C (MAX)	AC RESISTANCE 90°C (APPROX.)
			OUTER SHEATH THICKNESS (MM)	OVERALL DIAMETER (MM)	ARMOUR DIMENSION (FLAT STRIP)	OUTER SHEATH THICKNESS (MM)	OVERALL DIAMETER (MM)	ARMOUR DIMENSION (ROUND WIRE)	OUTER SHEATH THICKNESS (MM)	OVERALL DIAMETER (MM)	GROUND	AIR		
4	1.0	0.3	1.8	16	-	-	-	1.4	1.24	18	36	30	4.61	5.53
6	1.0	0.3	1.8	18	-	-	-	1.4	1.24	19	49	39	3.08	3.7
10	1.0	0.3	1.8	19	-	-	-	1.4	1.4	21	60	52	1.83	2.2
16	1.0	0.3	1.8	19	4 X 0.80	1.4	18	1.6	1.4	21	77	66	1.15	1.38
25	1.2	0.3	2.0	22	4 X 0.80	1.4	20	1.6	1.4	23	99	90	0.727	0.872
35	1.2	0.3	2.0	24	4 X 0.80	1.4	22	1.6	1.4	26	120	110	0.524	0.629
50	1.4	0.3	2.0	27	4 X 0.80	1.4	25	1.6	1.56	29	145	135	0.387	0.464
70	1.4	0.3	2.2	30	4 X 0.80	1.56	27	1.6	1.56	33	175	165	0.268	0.322
95	1.6	0.4	2.2	34	4 X 0.80	1.56	30	2.0	1.72	37	210	200	0.193	0.232
120	1.6	0.4	2.2	37	4 X 0.80	1.56	32	2.0	1.72	39	240	230	0.153	0.184
150	1.8	0.4	2.4	40	4 X 0.80	1.72	35	2.0	1.88	43	270	265	0.124	0.149
185	2.0	0.5	2.6	44	4 X 0.80	1.88	38	2.0	2.04	49	300	305	0.0991	0.119
240	2.2	0.5	2.8	50	4 X 0.80	2.04	43	2.5	2.2	54	345	355	0.0754	0.0905
300	2.4	0.6	3.0	55	4 X 0.80	2.2	48	2.5	2.36	59	385	400	0.06	0.0721
400	2.6	0.7	3.4	62	4 X 0.80	2.36	53	3.15	2.68	68	425	435	0.047	0.0564

THREE CORE ALUMINIUM CABLE

IS 1554 Part -1

Svarn three core aluminium cables are suitable for installation mostly in power supply stations, indoors and in cable ducts, outdoors, underground and in water as well as for installation on cable trays for industries, switchboards and power stations.



CABLE STRUCTURE

- Annealed Stranded Bare Aluminium Conductor
- Extruded PVC Type-A/ HR PVC Type-C Insulation
- Extruded PVC Type-ST-1/ HR PVC Type-ST-2 Inner Sheath
- Un-Armoured/ GS Round Wire Armoured/ GS Flat Strip Armoured
- Extruded PVC Type-ST-1/ HR PVC Type-ST-2 Outer Sheath

TECHNICAL DATA

- Nominal Voltage : 1100 Volts
- Test Voltage : 3500 Volts For Power cable
- Temperature Range : -5°C to +70°C

FEATURES

- UV Resistant
- Flame Retardant
- Zero Halogen
- Suitable For Direct Burial/ Underground Installation
- Oil Resistant
- Low Smoke Emission
- ROHS Compliant

TECHNICAL SPECIFICATION

- Conductor : IS 8130
- Insulation : IS 5831
- Inner sheath: IS 5831
- Insulation Colour : IS 1554 Part-1
- Armouring : IS 8130
- Outer Sheath : IS 5831

CROSS SECTIONAL AREA (SQMM)	INSULATION THICKNESS (NOMINAL)	INNER SHEATH THICKNESS (MINIMUM)	UNARMoured CABLE (AYY)		FLAT STRIP ARMoured CABLE (AYFY)			ROUND WIRE ARMoured CABLE (AYWY)			CURRENT RATING		DC RESISTANCE AT 20°C (MAX)	AC RESISTANCE 90°C (APPROX.)
			OUTER SHEATH THICKNESS (MM)	OVERALL DIAMETER (MM)	ARMOUR DIMENSION (FLAT STRIP)	OUTER SHEATH THICKNESS (MM)	OVERALL DIAMETER (MM)	ARMOUR DIMENSION (ROUND WIRE)	OUTER SHEATH THICKNESS (MM)	OVERALL DIAMETER (MM)	GROUND	AIR		
4	1.0	0.3	1.8	16	-	-	-	1.4	1.24	18	36	30	4.61	5.53
6	1.0	0.3	1.8	18	-	-	-	1.4	1.24	19	49	39	3.08	3.7
10	1.0	0.3	1.8	19	-	-	-	1.4	1.4	21	60	52	1.83	2.2
16	1.0	0.3	1.8	19	4 X 0.80	1.4	18	1.6	1.4	21	77	66	1.15	1.38
25	1.2	0.3	2.0	22	4 X 0.80	1.4	20	1.6	1.4	23	99	90	0.727	0.872
35	1.2	0.3	2.0	24	4 X 0.80	1.4	22	1.6	1.4	26	120	110	0.524	0.629
50	1.4	0.3	2.0	27	4 X 0.80	1.4	25	1.6	1.56	29	145	135	0.387	0.464
70	1.4	0.3	2.2	30	4 X 0.80	1.56	27	1.6	1.56	33	175	165	0.268	0.322
95	1.6	0.4	2.2	34	4 X 0.80	1.56	30	2.0	1.72	37	210	200	0.193	0.232
120	1.6	0.4	2.2	37	4 X 0.80	1.56	32	2.0	1.72	39	240	230	0.153	0.184
150	1.8	0.4	2.4	40	4 X 0.80	1.72	35	2.0	1.88	43	270	265	0.124	0.149
185	2.0	0.5	2.6	44	4 X 0.80	1.88	38	2.0	2.04	49	300	305	0.0991	0.119
240	2.2	0.5	2.8	50	4 X 0.80	2.04	43	2.5	2.2	54	345	355	0.0754	0.0905
300	2.4	0.6	3.0	55	4 X 0.80	2.2	48	2.5	2.36	59	385	400	0.06	0.0721
400	2.6	0.7	3.4	62	4 X 0.80	2.36	53	3.15	2.68	68	425	435	0.047	0.0564

THREE CORE COPPER CABLE

IS 7098 Part -1

Svarn three core XLPE copper cables are suitable for installation mostly in power supply stations, indoors and in cable ducts, outdoors, underground and in water as well as for installation on cable trays for industries, switchboards and power stations.



CABLE STRUCTURE

- Annealed Stranded Bare Copper Conductor
- Extruded XLPE Insulation
- Extruded PVC Type-ST-2 Inner Sheath
- Un-Armoured/ GS Round Wire Armoured/ GS Flat Strip Armoured
- Extruded PVC Type-ST-2 Outer Sheath

TECHNICAL DATA

- Nominal Voltage : 1100 Volts
- Test Voltage : 3500 Volts For Power Cable
- Temperature Range : -40°C To +90°C

FEATURES

- UV Resistant
- Flame Retardant
- Zero Halogen
- Suitable For Direct Burial/ Underground Installation
- Oil Resistant
- Low Smoke Emission
- ROHS Compliant

TECHNICAL SPECIFICATION

- Conductor : IS 8130
- Insulation : IS 7098 Part-1
- Inner Sheath : IS 5831
- Insulation Colour : IS 7098 Part-1
- Armouring : IS 3975
- Outer Sheath : IS 5831

CROSS SECTIONAL AREA (SQMM)	INSULATION THICKNESS (NOMINAL)	INNER SHEATH THICKNESS (MINIMUM)	UNARMOURED CABLE (2XY)		FLAT STRIP ARMOURED CABLE (2XFY)			ROUND WIRE ARMOURED CABLE (2XWY)			CURRENT RATING		DC RESISTANCE AT 20°C (MAX)	AC RESISTANCE 90°C (APPROX.)
			OUTER SHEATH THICKNESS (MM)	OVERALL DIAMETER (MM)	ARMOUR DIMENSION (FLAT STRIP)	OUTER SHEATH THICKNESS (MM)	OVERALL DIAMETER (MM)	ARMOUR DIMENSION (ROUND WIRE)	OUTER SHEATH THICKNESS (MM)	OVERALL DIAMETER (MM)	GROUND	AIR		
4	0.7	0.3	1.8	14	-	-	-	1.4	1.24	15	44	39	4.61	5.9
6	0.7	0.3	1.8	15	-	-	-	1.4	1.24	16	55	50	3.08	3.94
10	0.7	0.3	1.8	17	-	-	-	1.4	1.24	18	74	67	1.83	2.34
16	0.7	0.3	1.8	18	4 X 0.80	1.24	18	1.4	1.40	20	94	85	1.15	1.47
25	0.9	0.3	2.0	20	4 X 0.80	1.4	20	1.6	1.40	23	120	125	0.727	0.93
35	0.9	0.3	2.0	22	4 X 0.80	1.4	23	1.6	1.40	25	145	155	0.524	0.671
50	1.0	0.3	2.0	24	4 X 0.80	1.4	25	1.6	1.56	27	170	190	0.387	0.495
70	1.1	0.4	2.2	29	4 X 0.80	1.56	30	1.6	1.56	32	210	235	0.268	0.343
95	1.1	0.4	2.2	32	4 X 0.80	1.56	33	2.0	1.56	35	250	290	0.193	0.247
120	1.2	0.4	2.2	34	4 X 0.80	1.56	35	2.0	1.72	38	285	330	0.153	0.196
150	1.4	0.5	2.4	38	4 X 0.80	1.72	40	2.0	1.88	43	315	375	0.124	0.159
185	1.6	0.5	2.6	43	4 X 0.80	1.88	44	2.0	2.04	48	355	435	0.0991	0.127
240	1.7	0.6	2.8	48	4 X 0.80	2.04	49	2.5	2.20	53	410	510	0.0754	0.0965
300	1.8	0.6	3.0	52	4 X 0.80	2.20	53	2.5	2.36	57	460	590	0.0601	0.0769
400	2.0	0.7	3.2	59	4 X 0.80	2.52	59	2.5	2.68	65	520	670	0.047	0.0602

THREE CORE ALUMINIUM CABLE

IS 7098 Part -1

Svarn three core aluminium cables are suitable for installation mostly in power supply stations, indoors and in cable ducts, outdoors, underground and in water as well as for installation on cable trays for industries, switchboards and power stations.



CABLE STRUCTURE

- Annealed Stranded Bare Aluminium Conductor
- Extruded XLPE Insulation
- Extruded PVC Type-ST-2 Inner Sheath
- Un-Armoured/ GS Round Wire Armoured/ GS Flat Strip Armoured
- Extruded PVC Type-ST-2 Outer Sheath

TECHNICAL DATA

- Nominal Voltage : 1100 Volts
- Test Voltage : 3500 Volts For Power Cable
- Temperature Range : -40°C To +90°C

FEATURES

- UV Resistant
- Flame Retardant
- Zero Halogen
- Suitable For Direct Burial/ Underground Installation
- Oil Resistant
- Low Smoke Emission
- ROHS Compliant

TECHNICAL SPECIFICATION


- Conductor : IS 8130
- Insulation : IS 7098 Part-1
- Inner sheath: IS 5831
- Insulation Colour : IS 7098 Part-1
- Armouring : IS 3975
- Outer Sheath : IS 5831

CROSS SECTIONAL AREA (SQMM)	INSULATION THICKNESS (NOMINAL)	INNER SHEATH THICKNESS (MINIMUM)	UNARMoured CABLE (A2XY)		FLAT STRIP ARMoured CABLE (A2XYFY)			ROUND WIRE ARMoured CABLE (A2XWY)			CURRENT RATING		DC RESISTANCE AT 20°C (MAX)	AC RESISTANCE 90°C (APPROX.)
			OUTER SHEATH THICKNESS (MM)	OVERALL DIAMETER (MM)	ARMOUR DIMENSION (FLAT STRIP)	OUTER SHEATH THICKNESS (MM)	OVERALL DIAMETER (MM)	ARMOUR DIMENSION (ROUND WIRE)	OUTER SHEATH THICKNESS (MM)	OVERALL DIAMETER (MM)	GROUND	AIR		
4	0.7	0.3	1.8	14	-	-	-	1.40	1.24	15	34	30	7.41	9.48
6	0.7	0.3	1.8	15	-	-	-	1.40	1.24	16	43	40	4.61	5.90
10	0.7	0.3	1.8	17	-	-	-	1.40	1.24	18	57	53	3.08	3.94
16	0.7	0.3	1.8	18	4 X 0.80	1.24	18	1.60	1.40	20	78	70	1.91	2.44
25	0.9	0.3	2.0	20	4 X 0.80	1.40	20	1.60	1.40	23	95	99	1.20	1.54
35	0.9	0.3	2.0	22	4 X 0.80	1.40	23	1.60	1.40	25	116	117	0.868	1.11
50	1.0	0.3	2.0	24	4 X 0.80	1.40	25	1.60	1.56	27	140	140	0.641	0.82
70	1.1	0.4	2.2	29	4 X 0.80	1.56	30	2.00	1.56	32	170	176	0.443	0.567
95	1.1	0.4	2.2	32	4 X 0.80	1.56	33	2.00	1.56	35	200	221	0.32	0.41
120	1.2	0.4	2.2	34	4 X 0.80	1.56	35	2.00	1.72	38	225	258	0.253	0.324
150	1.4	0.5	2.4	38	4 X 0.80	1.72	40	2.00	1.88	43	255	294	0.206	0.264
185	1.6	0.5	2.6	43	4 X 0.80	1.88	44	2.50	2.04	48	285	339	0.164	0.21
240	1.7	0.6	2.8	48	4 X 0.80	2.04	49	2.50	2.20	53	325	402	0.125	0.16
300	1.8	0.6	3.0	52	4 X 0.80	2.20	53	2.50	2.36	57	370	461	0.100	0.128
400	2.0	0.7	3.2	59	4 X 0.80	2.52	59	3.15	2.68	65	435	542	0.0778	0.10
500	2.2	0.7	3.6	66	4 X 0.80	2.68	66	3.15	2.84	72	481	624	0.0605	0.0774
630	2.4	0.7	3.8	73	4 X 0.80	2.84	73	4.00	3.00	80	537	723	0.0469	0.06

THREE & HALF CORE ALUMINIUM CABLE

IS 1554 Part -1

Svarn three & half core aluminium cables are suitable for installation mostly in power supply stations, indoors and in cable ducts, outdoors, underground and in water as well as for installation on cable trays for industries, switchboards and power stations.



CABLE STRUCTURE

- Annealed Stranded Bare Aluminium Conductor
- Extruded PVC Type-A/ HR PVC Type-C Insulation
- Extruded PVC Type-ST-1/ HR PVC Type-ST-2 Inner Sheath
- Un-Armoured/ GS Round Wire Armoured/ GS Flat Strip Armoured
- Extruded PVC Type-ST-1/ HR PVC Type-ST-2 Outer Sheath

TECHNICAL DATA

- Nominal Voltage : 1100 Volts
- Test Voltage : 3500 Volts For Power Cable
- Temperature Range : -5°C To +70°C

FEATURES

- UV Resistant
- Flame Retardant
- Zero Halogen
- Suitable For Direct Burial/ Underground Installation
- Oil Resistant
- Low Smoke Emission
- ROHS Compliant

TECHNICAL SPECIFICATION

- Conductor : IS 8130
- Insulation : IS 5831
- Inner Sheath : IS 5831
- Insulation Colour : IS 1554 Part-1
- Armouring : IS 8130
- Outer Sheath : IS 5831

CROSS SECTIONAL AREA (SQMM)	INSULATION THICKNESS (NOMINAL)	INNER SHEATH THICKNESS (MINIMUM)	UNARMOURED CABLE (AYY)		FLAT STRIP ARMOURED CABLE (AYFY)			ROUND WIRE ARMOURED CABLE (AYWY)			CURRENT RATING		DC RESISTANCE AT 20°C (MAX)	AC RESISTANCE 90°C (APPROX.)
			OUTER SHEATH THICKNESS (MM)	OVERALL DIAMETER (MM)	ARMOUR DIMENSION (FLAT STRIP)	OUTER SHEATH THICKNESS (MM)	OVERALL DIAMETER (MM)	ARMOUR DIMENSION (ROUND WIRE)	OUTER SHEATH THICKNESS (MM)	OVERALL DIAMETER (MM)	GROUND	AIR		
25/16	1.2/1.0	0.3	2.0	24	4 X 0.80	1.40	24	1.6	1.4	26	76	70	1.20/1.91	1.44
35/16	1.2/1.0	0.3	2.0	26	4 X 0.80	1.40	26	1.6	1.4	28	92	86	0.868/1.91	1.04
50/25	1.4/1.2	0.3	2.0	29	4 X 0.80	1.56	30	2.0	1.56	31	110	105	0.641/1.20	0.769
70/35	1.4/1.2	0.4	2.2	32	4 X 0.80	1.56	34	2.0	1.56	36	135	130	0.443/0.868	0.532
95/50	1.6/1.4	0.4	2.2	36	4 X 0.80	1.56	37	2.0	1.72	39	165	155	0.320/0.641	0.384
120/70	1.6/1.4	0.5	2.4	40	4 X 0.80	1.72	41	2.0	1.88	43	185	180	0.253/0.443	0.304
150/70	1.8/1.4	0.5	2.4	44	4 X 0.80	1.88	45	2.0	1.88	47	210	205	0.206/0.443	0.247
185/95	2.0/1.6	0.5	2.6	48	4 X 0.80	2.04	49	2.5	2.04	53	235	240	0.164/0.320	0.197
240/120	2.2/1.6	0.6	3.0	54	4 X 0.80	2.20	55	2.5	2.36	58	275	280	0.125/0.253	0.15
300/150	2.4/1.8	0.6	3.2	62	4 X 0.80	2.36	61	3.15	2.52	65	305	315	0.100/0.206	0.12
400/185	2.6/2.0	0.7	3.4	68	4 X 0.80	2.68	69	3.15	2.68	75	335	375	0.0778/0.164	0.0934
500/240	3.0/2.2	0.7	3.8	77	4 X 0.80	2.84	77	4.0	3.0	84	370	425	0.0605/0.125	0.0726
630/300	3.4/2.4	0.7	4.0	87	4 X 0.80	3.00	87	4.0	3.0	92	405	480	0.0469/0.100	0.0563

THREE & HALF CORE COPPER CABLE

IS 1554 Part -1

Svarn three & half core copper cables are suitable for installation mostly in power supply stations, indoors and in cable ducts, outdoors, underground and in water as well as for installation on cable trays for industries, switchboards and power stations.



CABLE STRUCTURE

- Annealed Stranded Bare Copper Conductor
- Extruded PVC Type-A/ HR PVC Type-C Insulation
- Extruded PVC Type-ST-1/ HR PVC Type-ST-2 Inner Sheath
- Un-Armoured/ GS Round Wire Armoured/ GS Flat Strip Armoured
- Extruded PVC Type-ST-1/ HR PVC Type-ST-2 Outer Sheath

TECHNICAL DATA

- Nominal Voltage : 1100 Volts
- Test Voltage : 3500 Volts For Power cable
- Temperature Range : -5°C to +70°C

FEATURES

- UV Resistant
- Flame Retardant
- Zero Halogen
- Suitable For Direct Burial/ Underground Installation
- Oil Resistant
- Low Smoke Emission
- ROHS Compliant

TECHNICAL SPECIFICATION


- Conductor : IS 8130
- Insulation : IS 5831
- Inner sheath: IS 5831
- Insulation Colour : IS 1554 Part-1
- Armouring : IS 8130
- Outer Sheath : IS 5831

CROSS SECTIONAL AREA (SQMM)	INSULATION THICKNESS (NOMINAL)	INNER SHEATH THICKNESS (MINIMUM)	UNARMOURED CABLE (YY)		FLAT STRIP ARMOURED CABLE (YFY)			ROUND WIRE ARMOURED CABLE (YWY)			CURRENT RATING		DC RESISTANCE AT 20°C (MAX)	AC RESISTANCE 90°C (APPROX.)
			OUTER SHEATH THICKNESS (MM)	OVERALL DIAMETER (MM)	ARMOUR DIMENSION (FLAT STRIP)	OUTER SHEATH THICKNESS (MM)	OVERALL DIAMETER (MM)	ARMOUR DIMENSION (ROUND WIRE)	OUTER SHEATH THICKNESS (MM)	OVERALL DIAMETER (MM)	GROUND	AIR		
25/16	1.2/1.0	0.3	2.0	24	4 X 0.80	1.4	24	1.6	1.4	26	99	90	0.727/1.15	0.872
35/16	1.2/1.0	0.3	2.0	26	4 X 0.80	1.4	26	1.6	1.4	28	120	110	0.524/1.15	0.629
50/25	1.4/1.2	0.3	2.0	29	4 X 0.80	1.56	30	2.0	1.56	31	145	35	0.387/0.727	0.464
70/35	1.4/1.2	0.4	2.2	32	4 X 0.80	1.56	34	2.0	1.56	36	175	165	0.268/0.524	0.322
95/50	1.6/1.4	0.4	2.2	36	4 X 0.80	1.56	37	2.0	1.72	39	210	200	0.193/0.387	0.232
120/70	1.6/1.4	0.5	2.4	40	4 X 0.80	1.72	41	2.0	1.88	43	240	230	0.153/0.268	0.184
150/70	1.8/1.4	0.5	2.4	44	4 X 0.80	1.88	45	2.0	1.88	47	270	265	0.124/0.268	0.149
185/95	2.0/1.6	0.5	2.6	48	4 X 0.80	2.04	49	2.5	2.04	53	300	305	0.0991/0.193	0.119
240/120	2.2/1.6	0.6	3.0	54	4 X 0.80	2.2	55	2.5	2.36	58	345	355	0.0754/0.153	0.0905
300/150	2.4/1.8	0.6	3.2	62	4 X 0.80	2.36	61	3.15	2.52	65	385	400	0.0601/0.124	0.0721
400/185	2.6/2.0	0.7	3.4	68	4 X 0.80	2.68	69	3.15	2.68	75	425	435	0.0470/0.0991	0.0564

THREE & HALF CORE ALUMINIUM CABLE

IS 7098 Part -1

Svarn three & half core aluminium cables are suitable for installation mostly in power supply stations, indoors and in cable ducts, outdoors, underground and in water as well as for installation on cable trays for industries, switchboards and power stations.



CABLE STRUCTURE

- Annealed Stranded Aluminium Conductor
- Extruded XLPE Insulation
- Extruded PVC Type-ST-2 Inner Sheath
- Un-Armoured/ GS Round Wire Armoured/ GS Flat Strip Armoured
- Extruded PVC Type-ST-2 Outer Sheath

TECHNICAL DATA

- Nominal Voltage : 1100 Volts
- Test Voltage : 3500 Volts For Power Cable
- Temperature Range : -5°C To +70°C

FEATURES

- UV Resistant
- Flame Retardant
- Zero Halogen
- Suitable For Direct Burial/ Underground Installation
- Oil Resistant
- Low Smoke Emission
- ROHS Compliant

TECHNICAL SPECIFICATION

- Conductor : IS 8130
- Insulation : IS 7098 Part-1
- Inner Sheath : IS 5831
- Insulation Colour : IS 7098 Part-1
- Armouring : IS 8130
- Outer Sheath : IS 5831

CROSS SECTIONAL AREA (SQMM)	INSULATION THICKNESS (NOMINAL)	INNER SHEATH THICKNESS (MINIMUM)	UNARMoured CABLE (A2XY)		FLAT STRIP ARMoured CABLE (A2XFY)			ROUND WIRE ARMoured CABLE (A2XWY)			CURRENT RATING		DC RESISTANCE AT 20°C (MAX)	AC RESISTANCE 90°C (APPROX.)
			OUTER SHEATH THICKNESS (MM)	OVERALL DIAMETER (MM)	ARMOUR DIMENSION (FLAT STRIP)	OUTER SHEATH THICKNESS (MM)	OVERALL DIAMETER (MM)	ARMOUR DIMENSION (ROUND WIRE)	OUTER SHEATH THICKNESS (MM)	OVERALL DIAMETER (MM)	GROUND	AIR		
25/16	0.9/0.7	0.3	2.0	21	4 X 0.80	1.4	22	1.6	1.4	24	95	99	1.20/1.91	1.54
35/16	0.9/0.7	0.3	2.0	23	4 X 0.80	1.4	24	1.6	1.4	26	116	117	0.868/1.91	1.11
50/25	1.0/0.9	0.3	2.0	26	4 X 0.80	1.4	27	1.6	1.56	29	140	140	0.641/1.20	0.82
70/35	1.1/0.9	0.4	2.2	30	4 X 0.80	1.56	31	2.0	1.56	34	170	176	0.443/0.868	0.567
95/50	1.1/1.0	0.4	2.2	34	4 X 0.80	1.56	35	2.0	1.72	38	200	221	0.320/0.641	0.41
120/70	1.2/1.1	0.4	2.2	37	4 X 0.80	1.72	38	2.0	1.88	41	225	258	0.253/0.443	0.324
150/70	1.4/1.1	0.5	2.4	41	4 X 0.80	1.72	42	2.0	1.88	45	255	294	0.206/0.443	0.264
185/95	1.6/1.1	0.5	2.6	47	4 X 0.80	1.88	47	2.5	2.04	50	285	339	0.164/0.320	0.21
240/120	1.7/1.2	0.6	2.8	51	4 X 0.80	2.04	53	2.5	2.36	56	325	402	0.125/0.253	0.16
300/150	1.8/1.4	0.6	3.0	56	4 X 0.	2.2	56	2.5	2.52	61	370	461	0.100/0.206	0.128
400/185	2.0/1.6	0.7	3.4	63	4 X 0.80	2.52	64	3.15	2.68	69	435	542	0.0778/0.164	0.1
500/240	2.2/1.7	0.7	3.6	71	4 X 0.80	2.68	72	3.15	2.52	77	481	624	0.0605/0.125	0.0774
630/300	2.4/1.8	0.7	4.0	78	4 X 0.80	3.0	78	4.0	2.68	86	537	723	0.0469/0.100	0.06

THREE & HALF CORE COPPER CABLE

IS 7098 Part -1

Svarn three & half core copper cables are suitable for installation mostly in power supply stations, indoors and in cable ducts, outdoors, underground and in water as well as for installation on cable trays for industries, switchboards and power stations.



CABLE STRUCTURE

- Annealed Stranded Bare Copper Conductor
- Extruded XLPE Insulation
- Extruded PVC Type-ST-2 Inner Sheath
- Un-Armoured/ GS Round Wire Armoured/ GS Flat Strip Armoured
- Extruded PVC Type-ST-2 Outer Sheath

TECHNICAL DATA

- Nominal Voltage : 1100 Volts
- Test Voltage : 3500 Volts For Power cable
- Temperature Range : -40°C to +90°C

FEATURES

- UV Resistant
- Flame Retardant
- Zero Halogen
- Suitable For Direct Burial/ Underground Installation
- Oil Resistant
- Low Smoke Emission
- ROHS Compliant

TECHNICAL SPECIFICATION

- Conductor : IS 8130
- Insulation : IS 7098 Part-1
- Inner sheath: IS 5831
- Insulation Colour : IS 7098 Part-1
- Armouring : IS 3975
- Outer Sheath : IS 5831

CROSS SECTIONAL AREA (SQMM)	INSULATION THICKNESS (NOMINAL)	INNER SHEATH THICKNESS (MINIMUM)	UNARMOURED CABLE (2XY)		FLAT STRIP ARMOURED CABLE (2XFY)			ROUND WIRE ARMOURED CABLE (2XWY)			CURRENT RATING		DC RESISTANCE AT 20°C (MAX)	AC RESISTANCE 90°C (APPROX.)
			OUTER SHEATH THICKNESS (MM)	OVERALL DIAMETER (MM)	ARMOUR DIMENSION (FLAT STRIP)	OUTER SHEATH THICKNESS (MM)	OVERALL DIAMETER (MM)	ARMOUR DIMENSION (ROUND WIRE)	OUTER SHEATH THICKNESS (MM)	OVERALL DIAMETER (MM)	GROUND	AIR		
25/16	0.9/0.7	0.3	2.0	21	4 X 0.80	1.4	22	1.6	1.4	24	120	125	0.727/1.15	0.930
35/16	0.9/0.7	0.3	2.0	23	4 X 0.80	1.4	24	1.6	1.4	26	145	155	0.524/1.15	0.671
50/25	1.0/0.9	0.3	2.0	26	4 X 0.80	1.4	27	1.6	1.56	29	170	190	0.387/0.727	0.495
70/35	1.1/0.9	0.4	2.2	30	4 X 0.80	1.56	31	2.0	1.56	34	210	235	0.268/0.524	0.343
95/50	1.1/1.0	0.4	2.2	34	4 X 0.80	1.56	35	2.0	1.72	38	250	290	0.193/0.387	0.247
120/70	1.2/1.1	0.4	2.2	37	4 X 0.80	1.72	38	2.0	1.88	41	285	330	0.153/0.268	0.196
150/70	1.4/1.1	0.5	2.4	41	4 X 0.80	1.72	42	2.0	1.88	45	315	375	0.124/0.268	0.159
185/95	1.6/1.1	0.5	2.6	47	4 X 0.80	1.88	47	2.5	2.04	50	355	435	0.0991/0.193	0.127
240/120	1.7/1.2	0.6	2.8	51	4 X 0.80	2.04	53	2.5	2.36	56	410	510	0.0754/0.153	0.0965
300/150	1.8/1.4	0.6	3.0	56	4 X 0.80	2.2	56	2.5	2.52	61	460	590	0.0601/0.124	0.0769
400/185	2.0/1.6	0.7	3.4	63	4 X 0.80	2.52	64	3.15	2.68	69	520	670	0.0470/0.0991	0.0602

FOUR CORE COPPER CABLE

IS 1554 Part -1

Svarn four core copper cables are suitable for installation mostly in power supply stations, indoors and in cable ducts, outdoors, underground and in water as well as for installation on cable trays for industries, switchboards and power stations.



CABLE STRUCTURE

- Annealed Stranded Bare Copper Conductor
- Extruded PVC Type-A/ HR PVC Type-C Insulation
- Extruded PVC type-ST-1/ HR PVC Type-ST-2 Inner Sheath
- Un-Armoured/ GS Round Wire Armoured/ GS Flat Strip Armoured
- Extruded PVC Type-ST-1/ HR PVC Type-ST-2 Outer Sheath

TECHNICAL DATA

- Nominal Voltage : 1100 Volts
- Test Voltage : 3500 Volts For Power Cable
- Temperature Range : -5°C To +70°C

FEATURES

- UV Resistant
- Flame Retardant
- Zero Halogen
- Suitable For Direct Burial/ Underground Installation
- Oil Resistant
- Low Smoke Emission
- ROHS Compliant

TECHNICAL SPECIFICATION

- Conductor : IS 8130
- Insulation : IS 5831
- Inner Sheath : IS 5831
- Insulation Colour : IS 1554 Part-1
- Armouring : IS 8130
- Outer Sheath : IS 5831

CROSS SECTIONAL AREA (SQMM)	INSULATION THICKNESS (NOMINAL)	INNER SHEATH THICKNESS (MINIMUM)	UNARMoured CABLE (YY)		FLAT STRIP ARMoured CABLE (YFY)			ROUND WIRE ARMoured CABLE (YWY)			CURRENT RATING		DC RESISTANCE AT 20°C (MAX)	AC RESISTANCE 90°C (APPROX.)
			OUTER SHEATH THICKNESS (MM)	OVERALL DIAMETER (MM)	ARMOUR DIMENSION (FLAT STRIP)	OUTER SHEATH THICKNESS (MM)	OVERALL DIAMETER (MM)	ARMOUR DIMENSION (ROUND WIRE)	OUTER SHEATH THICKNESS (MM)	OVERALL DIAMETER (MM)	GROUND	AIR		
4	1.0	0.3	1.8	16	-	-	-	1.4	1.24	18	36	30	4.61	5.53
6	1.0	0.3	1.8	18	-	-	-	1.4	1.24	21	49	39	3.08	3.7
10	1.0	0.3	1.8	20	4 X 0.80	1.4	21	1.6	1.4	22	60	52	1.83	2.2
16	1.0	0.3	2.0	23	4 X 0.80	1.4	22	1.6	1.4	23	77	66	1.15	1.38
25	1.2	0.3	2.0	26	4 X 0.80	1.4	25	1.6	1.4	27	99	90	0.727	0.872
35	1.2	0.3	2.0	30	4 X 0.80	1.4	28	1.6	1.56	30	120	110	0.524	0.629
50	1.4	0.4	2.2	34	4 X 0.80	1.56	32	2.0	1.56	34	145	135	0.387	0.464
70	1.4	0.4	2.2	38	4 X 0.80	1.56	35	2.0	1.56	37	175	165	0.268	0.322
95	1.6	0.4	2.4	43	4 X 0.80	1.72	40	2.0	1.72	42	210	200	0.193	0.232
120	1.6	0.5	2.4	46	4 X 0.80	1.88	43	2.0	1.88	47	240	230	0.153	0.184
150	1.8	0.5	2.6	51	4 X 0.80	1.88	48	2.5	2.04	51	270	265	0.124	0.149
185	2.0	0.6	2.8	55	4 X 0.80	2.04	52	2.5	2.2	56	300	305	0.0991	0.119
240	2.2	0.6	3.0	60	4 X 0.80	2.36	59	2.5	2.36	62	345	355	0.0754	0.0905
300	2.4	0.7	3.4	66	4 X 0.80	2.52	67	3.15	2.68	70	385	400	0.06	0.0721
400	2.6	0.7	3.6	73	4 X 0.80	2.84	74	3.15	2.84	76	425	435	0.047	0.0564

FOUR CORE ALUMINIUM CABLE

IS 1554 Part -1

Svarn four core aluminium cables are suitable for installation mostly in power supply stations, indoors and in cable ducts, outdoors, underground and in water as well as for installation on cable trays for industries, switchboards and power stations.



CABLE STRUCTURE

- Annealed Stranded Bare Aluminium Conductor
- Extruded PVC Type-A/ HR PVC Type-C insulation
- Extruded PVC Type-ST-1/ HR PVC Type-ST-2 Inner Sheath
- Un-Armoured/ GS Round Wire Armoured/ GS Flat Strip Armoured
- Extruded PVC Type-ST-1/ HR PVC Type-ST-2 Outer Sheath

TECHNICAL DATA

- Nominal Voltage : 1100 Volts
- Test Voltage : 3500 Volts For Power cable
- Temperature Range : -5°C to +70°C

FEATURES

- UV Resistant
- Flame Retardant
- Zero Halogen
- Suitable For Direct Burial/ Underground Installation
- Oil Resistant
- Low Smoke Emission
- ROHS Compliant

TECHNICAL SPECIFICATION


- Conductor : IS 8130
- Insulation : IS 5831
- Inner sheath: IS 5831
- Insulation Colour : IS 1554 Part-1
- Armouring : IS 8130
- Outer Sheath : IS 5831

CROSS SECTIONAL AREA (SQMM)	INSULATION THICKNESS (NOMINAL)	INNER SHEATH THICKNESS (MINIMUM)	UNARMoured CABLE (AYY)		FLAT STRIP ARMoured CABLE (AYFY)			ROUND WIRE ARMoured CABLE (AYWY)			CURRENT RATING		DC RESISTANCE AT 20°C (MAX)	AC RESISTANCE 90°C (APPROX.)
			OUTER SHEATH THICKNESS (MM)	OVERALL DIAMETER (MM)	ARMOUR DIMENSION (FLAT STRIP)	OUTER SHEATH THICKNESS (MM)	OVERALL DIAMETER (MM)	ARMOUR DIMENSION (ROUND WIRE)	OUTER SHEATH THICKNESS (MM)	OVERALL DIAMETER (MM)	GROUND	AIR		
4	1.0	0.3	1.8	16	-	-	-	1.4	1.24	18	28	23	7.41	8.89
6	1.0	0.3	1.8	18	-	-	-	1.4	1.24	21	35	30	4.61	5.53
10	1.0	0.3	1.8	20	4 X 0.80	1.4	21	1.6	1.4	22	46	40	3.08	3.7
16	1.0	0.3	2.0	23	4 X 0.80	1.4	22	1.6	1.4	23	60	51	1.91	2.29
25	1.2	0.3	2.0	26	4 X 0.80	1.4	25	1.6	1.4	27	76	70	1.2	1.44
35	1.2	0.3	2.0	30	4 X 0.80	1.4	28	1.6	1.56	30	92	86	0.868	1.04
50	1.4	0.4	2.2	34	4 X 0.80	1.56	32	2.0	1.56	34	110	105	0.641	0.769
70	1.4	0.4	2.2	38	4 X 0.80	1.56	35	2.0	1.56	37	135	130	0.443	0.532
95	1.6	0.4	2.4	43	4 X 0.80	1.72	40	2.0	1.72	42	165	155	0.32	0.384
120	1.6	0.5	2.4	46	4 X 0.80	1.88	43	2.0	1.88	47	185	180	0.253	0.304
150	1.8	0.5	2.6	51	4 X 0.80	1.88	48	2.5	2.04	51	210	205	0.206	0.247
185	2.0	0.6	2.8	55	4 X 0.80	2.04	52	2.5	2.2	56	235	240	0.164	0.19
240	2.2	0.6	3.0	60	4 X 0.80	2.36	59	2.5	2.36	65	275	280	0.125	0.15
300	2.4	0.7	3.4	66	4 X 0.80	2.52	67	3.15	2.68	70	305	315	0.1	0.12
400	2.6	0.7	3.6	73	4 X 0.80	2.84	74	3.15	2.84	76	335	375	0.0778	0.0934
500	3.0	0.7	4.0	82	4 X 0.80	3.0	80	4.0	3.0	86	370	425	0.0605	0.0726
630	3.4	0.7	4.0	92	4 X 0.80	3.0	90	4.0	3.0	96	405	480	0.0469	0.0563

FOUR CORE COPPER CABLE

IS 7098 Part -1

Svarn four core copper cables are suitable for installation mostly in power supply stations, indoors and in cable ducts, outdoors, underground and in water as well as for installation on cable trays for industries, switchboards and power stations.



CABLE STRUCTURE

- Annealed Stranded Bare Copper Conductor
- Extruded XLPE Insulation
- Extruded PVC Type-ST-2 Inner Sheath
- Un-Armoured/ GS Round Wire Armoured/ GS Flat Strip Armoured
- Extruded PVC Type-ST-2 Outer Sheath

TECHNICAL DATA

- Nominal Voltage : 1100 Volts
- Test Voltage : 3500 Volts For Power Cable
- Temperature Range : -40°C To +90°C

FEATURES

- UV Resistant
- Flame Retardant
- Zero Halogen
- Suitable For Direct Burial/ Underground Installation
- Oil Resistant
- Low Smoke Emission
- ROHS Compliant

TECHNICAL SPECIFICATION

- Conductor : IS 8130
- Insulation : IS 7098 Part-1
- Inner Sheath : IS 5831
- Insulation Colour : IS 7098 Part-1
- Armouring : IS 3975
- Outer Sheath : IS 5831

CROSS SECTIONAL AREA (SQMM)	INSULATION THICKNESS (NOMINAL)	INNER SHEATH THICKNESS (MINIMUM)	UNARMOURED CABLE (2XY)		FLAT STRIP ARMOURED CABLE (2XFY)			ROUND WIRE ARMOURED CABLE (2XWY)			CURRENT RATING		DC RESISTANCE AT 20°C (MAX)	AC RESISTANCE 90°C (APPROX.)
			OUTER SHEATH THICKNESS (MM)	OVERALL DIAMETER (MM)	ARMOUR DIMENSION (FLAT STRIP)	OUTER SHEATH THICKNESS (MM)	OVERALL DIAMETER (MM)	ARMOUR DIMENSION (ROUND WIRE)	OUTER SHEATH THICKNESS (MM)	OVERALL DIAMETER (MM)	GROUND	AIR		
4	1.0	0.3	1.8	16	-	-	-	1.4	1.24	18	36	30	4.61	5.53
6	1.0	0.3	1.8	18	-	-	-	1.4	1.24	21	49	39	3.08	3.7
10	1.0	0.3	1.8	20	4 X 0.80	1.4	21	1.6	1.4	22	60	52	1.83	2.2
16	1.0	0.3	2.0	23	4 X 0.80	1.4	22	1.6	1.4	23	66	66	1.15	1.38
25	1.2	0.3	2.0	26	4 X 0.80	1.4	25	1.6	1.4	27	99	90	0.727	0.872
35	1.2	0.3	2.0	30	4 X 0.80	1.4	28	1.6	1.56	30	120	110	0.524	0.629
50	1.4	0.4	2.2	34	4 X 0.80	1.56	32	2.0	1.56	34	145	135	0.387	0.464
70	1.4	0.4	2.2	38	4 X 0.80	1.56	35	2.0	1.56	37	175	165	0.268	0.322
95	1.6	0.4	2.4	43	4 X 0.80	1.72	40	2.0	1.72	42	210	200	0.193	0.232
120	1.6	0.5	2.4	46	4 X 0.80	1.88	43	2.0	1.88	47	240	230	0.153	0.184
150	1.8	0.5	2.6	51	4 X 0.80	1.88	48	2.5	2.04	51	270	265	0.124	0.149
185	2.0	0.6	2.8	55	4 X 0.80	2.04	52	2.5	2.20	56	300	305	0.0991	0.119
240	2.2	0.6	3.0	60	4 X 0.80	2.36	59	2.5	2.36	62	345	355	0.0754	0.0905
300	2.4	0.7	3.4	66	4 X 0.80	2.52	67	3.15	2.68	70	385	400	0.06	0.0721
400	2.6	0.7	3.6	73	4 X 0.80	2.84	74	3.15	2.84	76	425	435	0.047	0.0564

FOUR CORE ALUMINIUM CABLE

IS 7098 Part -1

Svarn four core aluminium cables are suitable for installation mostly in power supply stations, indoors and in cable ducts, outdoors, underground and in water as well as for installation on cable trays for industries, switchboards and power stations.



CABLE STRUCTURE

- Annealed Stranded Bare Aluminium Conductor
- Extruded XLPE Insulation
- Extruded PVC Type-ST-2 Inner Sheath
- Un-armoured/ GS Round Wire Armoured/ GS Flat Strip Armoured
- Extruded PVC Type-ST-2 Outer Sheath

TECHNICAL DATA

- Nominal Voltage : 1100 Volts
- Test Voltage : 3500 Volts For Power cable
- Temperature Range : -40°C to +90°C

FEATURES

- UV Resistant
- Flame Retardant
- Zero Halogen
- Suitable For Direct Burial/ Underground Installation
- Oil Resistant
- Low Smoke Emission
- ROHS Compliant

TECHNICAL SPECIFICATION


- Conductor : IS 8130
- Insulation : IS 7098 Part-1
- Inner sheath: IS 5831
- Insulation Colour : IS 7098 Part-1
- Armouring : IS 3975
- Outer Sheath : IS 5831

CROSS SECTIONAL AREA (SQMM)	INSULATION THICKNESS (NOMINAL)	INNER SHEATH THICKNESS (MINIMUM)	UNARMoured CABLE (A2XY)		FLAT STRIP ARMoured CABLE (A2XFY)			ROUND WIRE ARMoured CABLE (A2XWY)			CURRENT RATING		DC RESISTANCE AT 20°C (MAX)	AC RESISTANCE 90°C (APPROX.)
			OUTER SHEATH THICKNESS (MM)	OVERALL DIAMETER (MM)	ARMOUR DIMENSION (FLAT STRIP)	OUTER SHEATH THICKNESS (MM)	OVERALL DIAMETER (MM)	ARMOUR DIMENSION (ROUND WIRE)	OUTER SHEATH THICKNESS (MM)	OVERALL DIAMETER (MM)	GROUND	AIR		
4	0.7	0.3	1.8	16	-	-	-	1.4	1.24	17	34	30	7.41	9.48
6	0.7	0.3	1.8	17	-	-	-	1.4	1.24	18	43	40	4.61	5.9
10	0.7	0.3	1.8	18	-	-	-	1.4	1.4	19	57	53	3.08	3.94
16	0.7	0.3	1.8	19	4 X 0.80	1.4	20	1.6	1.4	21	78	70	1.91	2.44
25	0.9	0.3	2	22	4 X 0.80	1.4	23	1.6	1.4	25	95	99	1.2	1.54
35	0.9	0.3	2	24	4 X 0.80	1.4	25	1.6	1.4	26	116	117	0.868	1.11
50	1	0.3	2	27	4 X 0.80	1.56	29	1.6	1.56	30	140	140	0.641	0.82
70	1.1	0.4	2.2	32	4 X 0.80	1.56	33	2	1.56	35	170	176	0.443	0.567
95	1.1	0.4	2.2	35	4 X 0.80	1.56	36	2	1.72	38	200	221	0.32	0.41
120	1.2	0.5	2.4	39	4 X 0.80	1.72	40	2	1.88	43	225	258	0.253	0.324
150	1.4	0.5	2.6	42	4 X 0.80	1.88	44	2.5	2.04	48	255	294	0.206	0.264
185	1.6	0.5	2.8	47	4 X 0.80	2.04	48	2.5	2.2	52	285	339	0.164	0.21
240	1.7	0.6	3	53	4 X 0.80	2.2	54	2.5	2.36	58	325	402	0.125	0.16
300	1.8	0.7	3.2	58	4 X 0.80	2.36	60	3.15	2.52	65	370	461	0.100	0.128
400	2	0.7	3.6	66	4 X 0.80	2.68	67	3.15	2.84	72	435	542	0.0778	0.1
500	2.2	0.7	3.8	75	4 X 0.80	2.84	75	4	3	80	481	624	0.0605	0.0774
630	2.4	0.7	4	83	4 X 0.80	3	84	4	3	90	537	723	0.0469	0.06

NA2XRY ALUMINIUM CONDUCTOR CABLE

IEC 60502-1 XLPE SWA PVC 0.6/1kV

Svarn NA2XRY XLPE aluminium cables are suitable for installation mostly in power supply stations, indoors and in cable ducts, outdoors, underground and in water as well as for installation on cable trays for industries, switchboards and power stations.



CABLE STRUCTURE

- Annealed Stranded Bare Aluminium Conductor
- Extruded XLPE insulation
- Extruded PVC Inner Sheath
- GS Round Wire Armoured
- Extruded PVC Outer Sheath

TECHNICAL DATA

- Nominal Voltage : 600/1000 Volts
- Test Voltage : 3500 Volts For Power Cable
- Temperature Range : -5°C To +90°C
- Bending Radius : 15X Cable Dia.

TECHNICAL STANDARDS

- IEC 60502-1
- Flame Retardant according to IEC/EN 60332-1-2

FEATURES

- UV Resistant
- Flame Retardant
- Zero Halogen
- Suitable For Direct Burial/Underground Installation
- Oil Resistant
- Low Smoke Emission
- ROHS Compliant

ITEM CODE	CROSS SECTIONAL AREA (SQMM)	NO. OF CORES	OVERALL DIAMETER (MM)	DC RESISTANCE AT 20°C (MAX)	NOMINAL WEIGHT OF CABLE
FGCBPCNA2RXY2C25	25	2	25	7.41	1274
FGCBPCNA2RXY3C25	25	3	25.6	4.61	1328
FGCBPCNA2RXY3C35	35	3	28.2	3.08	1595
FGCBPCNA2RXY3C50	50	3	34.6	1.91	2385
FGCBPCNA2RXY3C70	70	3	36.5	1.2	2684
FGCBPCNA2RXY3C9	95	3	41.8	0.868	3644
FGCBPCNA2RXY3C120	120	3	49	0.641	4740
FGCBPCNA2RXY3C300	300	3	579	0.443	5914
FGCBPCNA2RXY3C25/16	25/16	3	27.8	0.32	1490
FGCBPCNA2RXY3C35/16	35/16	3	30.4	0.253	1727
FGCBPCNA2RXY3C50/25	50/25	3	35.8	0.206	2444
FGCBPCNA2RXY3C70/35	70/35	3	39.8	0.164	2954
FGCBPCNA2RXY3C95/50	95/50	3	45.9	0.125	4037
FGCBPCNA2RXY3C240/120	240/120	3	66.6	0.100	8168
FGCBPCNA2RXY3C300/150	300/150	3	72.2	0.0778	9322
FGCBPCNA2RXY4C25	25	4	29.1	0.0605	1647
FGCBPCNA2RXY4C35	35	4	32.2	0.0469	1976
FGCBPCNA2RXY4C50	50	4	37.7	4.61	2755
FGCBPCNA2RXY4C70	70	4	43	3.08	3698
FGCBPCNA2RXY4C95	95	4	48.2	1.91	4549
FGCBPCNA2RXY4C120	120	4	52.2	1.2	5269
FGCBPCNA2RXY4C150	150	4	57.7	0.868	6292
FGCBPCNA2RXY4C185	185	4	66.9	0.641	8599
FGCBPCNA2RXY4C240	240	4	74	0.443	10338
FGCBPCNA2RXY5C16	16	5	26.1	0.32	1377
FGCBPCNA2RXY5C25	25	5	30.3	0.253	1805
FGCBPCNA2RXY5C35	35	5	34.5	0.206	2418
FGCBPCNA2RXY5C50	50	5	39.9	0.164	3335
FGCBPCNA2RXY70	70	5	45.1	0.125	4127
FGCBPCNA2RXY5C95	95	5	50.9	0.100	5203

6381B BS 7211 / IEC 60502-1 LSZH CABLE

450/750 VOLTS

Svarn 6381B BS LSZH copper cables are suitable for installation in power supply stations, indoors and in cable ducts, outdoors, underground and in water as well as for installation on cable trays for industries, switchboards and power stations.



CABLE STRUCTURE

- Annealed Stranded Bare Copper Conductor Class 5.
- Extruded XLPE Insulation
- Extruded LSZH Outer Sheath

TECHNICAL DATA

- Nominal Voltage : 450/750 Volts
- Test Voltage : 1500 Volts For Power Cable
- Temperature Range : 0°C to +90°C
- Bending Radius : 3X Cable Dia.

FEATURES

- UV Resistant
- Flame Retardant
- Zero Halogen
- Suitable For Direct Burial/Underground Installation
- Oil Resistant
- Low Smoke Emission
- ROHS Compliant

TECHNICAL SPECIFICATION


- IEC 60502-1
- Flame Retardant according to IEC/EN 60332-1-2

ITEM CODE	CROSS SECTIONAL AREA (SQMM)	NO. OF CORES	NOMINAL THICKNESS OF INSULATION (MM)	NOMINAL THICKNESS OF SHEATH (MM)	OVERALL DIAMETER (MM)	DC RESISTANCE AT 20°C (MAX)	NOMINAL WEIGHT OF CABLE
FGCBPC6381B4SC1.5	1.5	1	0.7	0.8	4.52	13.3	33
FGCBPC6381B4SC2.5	2.5	1	0.7	0.8	4.97	7.98	43
FGCBPC6381BSC4	4	1	0.7	0.9	5.66	4.95	60
FGCBPC6381BSC6	6	1	0.7	0.9	6.9	3.3	83
FGCBPC6381BSC10	10	1	0.7	0.9	7.2	1.91	122
FGCBPC6381BSC16	16	1	0.7	0.9	8.5	1.21	179
FGCBPC6381BSC25	25	1	0.9	1.1	10.4	0.78	268
FGCBPC6381BSC35	35	1	0.9	1.1	11.6	0.554	367

6381B BS 7211 / IEC 60502-1 LSZH CABLE

600/1000 VOLTS

Svarn 6381B BS LSZH copper cables are suitable for installation in power supply stations, indoors and in cable ducts, outdoors, underground and in water as well as for installation on cable trays for industries, switchboards and power stations.



CABLE STRUCTURE

- Annealed Stranded Bare Copper Conductor Class 5.
- Extruded XLPE Insulation
- Extruded LSZH Outer Sheath

TECHNICAL DATA

- Nominal Voltage : 600/1000 Volts
- Test Voltage : 3500 Volts For Power Cable
- Temperature Range : 0°C to +90°C
- Bending Radius : 5X Cable Dia.

FEATURES

- UV Resistant
- Flame Retardant
- Zero Halogen
- Suitable For Direct Burial/Underground Installation
- Oil Resistant
- Low Smoke Emission
- ROHS Compliant


TECHNICAL SPECIFICATION

- IEC 60502-1
- Flame Retardant according to IEC/EN 60332-1-2

ITEM CODE	CROSS SECTIONAL AREA (SQMM)	NO. OF CORES	NOMINAL THICKNESS OF INSULATION (MM)	NOMINAL THICKNESS OF SHEATH (MM)	OVERALL DIAMETER (MM)	DC RESISTANCE AT 20°C (MAX)	NOMINAL WEIGHT OF CABLE
FGCBPC6381B4SC50	50	1	1	1.4	15	0.386	538
FGCBPC6381B4SC70	70	1	1.1	1.4	16.5	0.272	725
FGCBPC6381BSC95	95	1	1.1	1.5	18.8	0.206	942
FGCBPC6381BSC120	120	1	1.2	1.5	20.9	0.161	1185
FGCBPC6381BSC150	150	1	1.4	1.6	22.4	0.129	1470
FGCBPC6381BSC185	185	1	1.6	1.7	24.5	0.106	1789
FGCBPC6381BSC240	240	1	1.7	1.8	27.9	0.0801	2315

NA2XRH ALUMINIUM CONDUCTOR IEC 60502-1 XLPE SWA LSZH 0.6/1KV CABLE

Svarn NA2XRH XLPE LSZH aluminium cables are suitable for installation mostly in power supply stations, indoors and in cable ducts, outdoors, underground and in water as well as for installation on cable trays for industries, switchboards and power stations.



CABLE STRUCTURE

- Annealed Stranded Bare Aluminium Conductor
- Extruded XLPE Insulation
- Extruded LSZH Inner Sheath
- GS Round Wire Armoured
- Extruded LSZH Outer Sheath

TECHNICAL DATA

- Nominal Voltage : 600/1000 Volts
- Test Voltage : 3500 Volts For Power Cable
- Temperature Range : -5°C to +90°C
- Bending Radius : 15X Cable Dia.

FEATURES

- UV Resistant
- Flame Retardant
- Zero Halogen
- Suitable For Direct Burial/Underground Installation
- Oil Resistant
- Low Smoke Emission
- ROHS Compliant


TECHNICAL SPECIFICATION

- IEC 60502-1
- Flame Retardant according to IEC/EN 60332-1-2

ITEM CODE	CROSS SECTIONAL AREA (SQMM)	NO. OF CORES	OVERALL DIAMETER (MM)	DC RESISTANCE AT 20°C (MAX)	NOMINAL WEIGHT OF CABLE	CURRENT RATING	
						GROUND	AIR
FGCBPCNA2RXH4C25	25	4	29.3	1.2	1645	90	97
FGCBPCNA2RXH4C35	35	4	32.2	0.868	1972	112	120
FGCBPCNA2RXH4C50	50	4	37.7	0.641	2756	136	146
FGCBPCNA2RXH4C70	70	4	43.1	0.443	3698	174	187
FGCBPCNA2RXH4C95	95	4	48.3	0.32	4548	211	227
FGCBPCNA2RXH4C120	120	4	52.4	0.253	5266	245	263
FGCBPCNA2RXH4C150	150	4	57.9	0.206	6292	283	304
FGCBPCNA2RXH4C185	185	4	67	0.164	8598	323	347
FGCBPCNA2RXH4C240	240	4	74	0.125	10336	382	409
FGCBPCNA2RXH5C16	16	5	25.3	1.94	1316	90	77
FGCBPCNA2RXH5C25	25	5	32.1	1.2	1925	112	97
FGCBPCNA2RXH5C35	35	5	36.2	0.868	2549	136	120
FGCBPCNA2RXH5C50	50	5	42.4	0.641	3578	174	146
FGCBPCNA2RXH5C70	70	5	47.7	0.443	4390	211	187
FGCBPCNA2RXH5C95	95	5	54.3	0.32	5577	245	227

NYY COPPER CONDUCTOR IEC 60502 1 0.6/1KV CABLE

Svarn NYY copper single core & multicore power cables are used for indoors, outdoors, cable trunking, and buried in the ground under concrete or in water. Also used for power stations, industries and switch gear as well as for urban supply networks where there is low exposure to mechanical damage.



CABLE STRUCTURE

- Annealed Stranded Bare Copper Conductor
- Extruded PVC Insulation
- Extruded PVC Filler Material
- Extruded PVC Outer Sheath

TECHNICAL DATA

- Nominal Voltage : 600/1000 Volts
- Test Voltage : 3500 Volts For Power Cable
- Temperature Range : -5°C to +90°C
- Bending Radius : 12X Cable Dia.

FEATURES

- UV Resistant
- Flame Retardant
- Suitable For Direct Burial/ Underground Installation
- Oil Resistant
- ROHS Compliant

TECHNICAL SPECIFICATION

- SNI IEC 60502-1:SNI0255
- Flame Retardant according to IEC/EN 60332-1-2

ITEM CODE	SIZE	NOMINAL THICKNESS		OVERALL DIAMETER	NET WEIGHT	BENDING RADIUS
		INSULATION	SHEATH			
	MM ²	MM	MM	APPROXIMATE	KG/KM	
FGCBPCNYY1C2.5	2.5	0.8	1.4	6.2	63	74
FGCBPCNYY1C4	4	1.0	1.4	7.6	87	91
FGCBPCNYY1C6	6	1.0	1.4	7.6	109	91
FGCBPCNYY1C10	10	1.0	1.4	8.7	156	104
FGCBPCNYY1C16	16	1.0	1.4	9.7	220	116
FGCBPCNYY1C25	25	1.2	1.4	11.2	320	134
FGCBPCNYY1C35	35	1.2	1.4	12.2	416	146
FGCBPCNYY1C50	50	1.4	1.4	13.8	554	166
FGCBPCNYY1C70	70	1.4	1.4	15.6	752	187
FGCBPCNYY1C95	95	1.6	1.5	17.7	1022	212
FGCBPCNYY1C120	120	1.6	1.6	19.4	1261	233
FGCBPCNYY1C150	150	1.8	1.6	21.2	1548	254
FGCBPCNYY1C185	185	2.0	1.7	23.4	1915	281
FGCBPCNYY1C240	240	2.2	1.8	26.4	2472	317
FGCBPCNYY1C300	300	2.4	2.0	29.3	3099	352
FGCBPCNYY2C1.5	1.5	0.8	2.2	12.2	213	146
FGCBPCNYY2C2.5	2.5	0.8	2.4	13.5	259	162
FGCBPCNYY2C4	4	1.0	1.8	14.9	351	179
FGCBPCNYY2C6	6	1.0	1.8	16.2	422	194
FGCBPCNYY2C10	10	1.0	1.8	17.9	557	215
FGCBPCNYY2C16	16	1.0	1.8	20.0	744	240
FGCBPCNYY2C25	25	1.2	1.8	23.4	1066	281
FGCBPCNYY2C35	35	1.2	1.8	25.6	1342	307
FGCBPCNYY2C50	50	1.4	1.8	29.1	1735	349
FGCBPCNYY2C70	70	1.4	1.9	33.3	2331	400


ITEM CODE	SIZE	NOMINAL THICKNESS		OVERALL DIAMETER	NET WEIGHT	BENDING RADIUS
		INSULATION	SHEATH	APPROXIMATE		
	MM ²	MM	MM	MM	KG/KM	MM
FGCBPCNYY2C95	95	1.6	2.1	38.1	3159	457
FGCBPCNYY2C120	120	1.6	2.2	42.4	3829	509
FGCBPCNYY2C150	150	1.8	2.4	46.2	4667	554
FGCBPCNYY2C185	185	2.0	2.5	50.8	5805	610
FGCBPCNYY2C240	240	2.2	2.7	57.9	7482	695
FGCBPCNYY2C300	300	2.4	2.9	64.3	9253	772
FGCBPCNYY3C6	6	1.0	1.8	15.2	404	182
FGCBPCNYY3C10	10	1.0	1.8	17.3	575	208
FGCBPCNYY3C16	16	1.0	1.8	19.4	792	233
FGCBPCNYY3C25	25	1.2	1.8	22.3	1143	268
FGCBPCNYY3C35	35	1.2	1.8	24.3	1464	292
FGCBPCNYY3C50	50	1.4	1.8	27.8	1966	334
FGCBPCNYY3C70	70	1.6	2.1	36.5	3640	438
FGCBPCNYY3C95	95	1.6	2.2	40.2	4492	482
FGCBPCNYY4C4	4	1.0	1.8	15.3	394	184
FGCBPCNYY4C6	6	1.0	1.8	16.7	467	200
FGCBPCNYY4C10	10	1.0	1.8	18.9	704	227
FGCBPCNYY4C16	16	1.0	1.8	21.3	996	256
FGCBPCNYY4C25	25	1.2	1.8	24.3	1435	292
FGCBPCNYY4C35	35	1.2	1.8	26.8	1865	322
FGCBPCNYY4C50	50	1.4	1.9	31.0	2539	372
FGCBPCNYY4C70	70	1.4	2.1	35.3	3446	424
FGCBPCNYY4C95	95	1.6	2.2	40.6	4695	487
FGCBPCNYY4C120	120	1.6	2.4	44.5	5760	534
FGCBPCNYY4C150	150	1.8	2.5	48.5	7100	582
FGCBPCNYY4C185	185	2.0	2.7	54.0	8815	648
FGCBPCNYY4C240	240	2.2	2.9	61.3	11400	736
FGCBPCNYY5C4	4	1.0	1.8	16.8	478	202
FGCBPCNYY5C6	6	1.0	1.8	18.4	620	221
FGCBPCNYY5C10	10	1.0	1.8	20.5	855	246
FGCBPCNYY5C16	16	1.0	1.8	23.4	1215	281

ELECTRICAL DATA

SIZE	MAX. CONDUCTOR RESISTANCE		MAX. CURRENT CARRYING CAPACITY AT 30°C		INDUCTANCE	MAX. SHORT CIRCUIT CURRENT AT 1 SEC.
	DC AT 20°C	AC AT 70°C	IN AIR	IN GROUND		
	MM ²	ΩΩ/KM	ΩΩ/KM	A	A	MH/KM
1.5	12.1	14.478	20	31	0.328	0.17
2.5	7.41	8.866	27	41	0.304	0.29
4	4.61	5.516	37	54	0.303	0.46
6	3.08	3.685	48	68	0.288	0.69
10	1.83	2.190	66	92	0.269	1.15
16	1.15	1.376	89	121	0.255	1.84
25	0.727	0.870	118	153	0.255	2.88
35	0.524	0.627	145	187	0.246	4.03
50	0.387	0.464	176	222	0.247	5.75
70	0.268	0.321	224	272	0.238	8.05
95	0.193	0.232	271	328	0.233	10.93
120	0.153	0.184	314	375	0.233	13.80
150	0.124	0.150	361	419	0.233	17.25
185	0.0991	0.121	412	475	0.233	21.28
240	0.0754	0.093	484	550	0.232	27.60
300	0.0601	0.075	590	525	0.231	34.50

NYFGBY COPPER CONDUCTOR IEC 60502-1 0.6/1KV CABLE

Svarn NYFGBY copper multicore cables are suitable for indoors, outdoors, cable trunking, and buried in the ground under concrete or in water. Also used for power stations, industries and switch gear as well as for urban supply networks where there is low exposure to mechanical damage.



CABLE STRUCTURE

- Annealed Stranded Bare Copper Conductor
- Extruded XLPE Insulation
- Extruded PVC Filler Material
- Galvanised Flat Steel Wire Armouring
- Galvanised Steel Tape Armouring
- Extruded PVC Outer Sheath

TECHNICAL DATA

- Nominal Voltage : 600/1000 Volts
- Test Voltage : 3500 Volts For Power Cable
- Temperature Range : -5°C To +90°C
- Bending radius : 12X Cable Dia.

TECHNICAL SPECIFICATION

- IEC 60502-1, VDE 0271, IS 1516.1
- Flame Retardant according to IEC/EN 60332-1-2

FEATURES

- UV Resistant
- Flame Retardant
- Suitable For Direct Burial/Underground Installation
- Oil Resistant
- ROHS Compliant


ITEM CODE	SIZE	NOMINAL THICKNESS		OVERALL DIAMETER	NET WEIGHT	BENDING RADIUS
		INSULATION	SHEATH	APPROXIMATE		
	MM ²	MM	MM	MM	KG/KM	MM
FGCBPCNYFGBY4C1.5	1.5	0.8	1.8	12.2	213	98
FGCBPCNYFGBY4C2.5	2.5	0.8	1.8	13.5	259	108
FGCBPCNYFGBY4C4	4	1.0	1.8	14.9	351	119
FGCBPCNYFGBY4C6	6	1.0	1.8	16.2	422	130
FGCBPCNYFGBY4C10	10	1.0	1.8	17.9	557	143
FGCBPCNYFGBY4C16	16	1.0	1.8	20.0	744	160
FGCBPCNYFGBY4C25	25	1.2	1.8	23.4	1 066	187
FGCBPCNYFGBY4C35	35	1.2	1.8	25.6	1342	205
FGCBPCNYFGBY4C50	50	1.4	1.8	29.1	1,735	233
FGCBPCNYFGBY4C70	70	1.4	1.9	33.3	2 331	266
FGCBPCNYFGBY4C95	95	1.6	2.1	38.1	3 159	305
FGCBPCNYFGBY4C120	120	1.6	2.2	42.4	3,829	339
FGCBPCNYFGBY4C150	150	1.8	2.4	46.2	4 667	370
FGCBPCNYFGBY4C185	185	2.0	2.5	50.8	5,805	406
FGCBPCNYFGBY4C240	240	2.2	2.7	57.9	7,482	463
FGCBPCNYFGBY4C300	300	2.4	2.9	64.3	9,253	514

ELECTRICAL CHARACTERISTICS

SIZE	MAX. CONDUCTOR RESISTANCE		MAX. CURRENT CARRYING CAPACITY AT 30°C		INDUCTANCE	MAX. SHORT CIRCUIT CURRENT AT 1 SEC.
	DC AT 20°C	AC AT 70°C	IN AIR	IN GROUND		
MM ²	Ω/KM	Ω/KM	A	A	MH/KM	KA
1.5	12.1	14.478	20	31	0.328	0.17
2.5	7.41	8.866	27	41	0.304	0.29
4	4.61	5.516	37	54	0.303	0.46
6	3.08	3.685	48	68	0.288	0.69
10	1.83	2.190	66	92	0.269	1.15
16	1.15	1.376	89	121	0.255	1.84
25	0.727	0.870	118	153	0.255	2.88
35	0.524	0.627	145	187	0.246	4.03
50	0.387	0.464	176	222	0.247	5.75
70	0.268	0.321	224	272	0.238	8.05
95	0.193	0.232	271	328	0.233	10.93
120	0.153	0.184	314	375	0.233	13.80
150	0.124	0.150	361	419	0.233	17.25
185	0.0991	0.121	412	475	0.233	21.28
240	0.0754	0.093	484	550	0.232	27.60
300	0.0601	0.075	590	525	0.231	34.50

N2XY COPPER CONDUCTOR IEC 60502 1 0.6/1KV CABLE

Svarn N2XY copper single core & multicore power cables are used for indoors, outdoors, cable trunking, and buried in the ground under concrete or in water. Also used for power stations, industries and switch gear as well as for urban supply networks where there is low exposure to mechanical damage.



CABLE STRUCTURE

- Annealed Stranded/ Solid Bare Copper Conductor
- Extruded XLPE Insulation
- Extruded PVC Filler Material
- Extruded PVC Outer Sheath

TECHNICAL DATA

- Nominal Voltage : 600/1000 Volts
- Test Voltage : 3500 Volts For Power Cable
- Temperature Range : -5°C to +90°C
- Bending Radius : 12X Cable Dia.

FEATURES

- UV Resistant
- Flame Retardant
- Suitable For Direct Burial/ Underground Installation
- Oil Resistant
- ROHS Compliant


TECHNICAL SPECIFICATION

- IEC 60502-1, VDE 0271, IS 1516.1

ITEM CODE	SIZE	NOMINAL THICKNESS		OVERALL DIAMETER	NET WEIGHT	BENDING RADIUS
		INSULATION	SHEATH			
	MM ²	MM	MM	APPROXIMATE	KG/KM	MM
FGCBPCN2XYSC16	16	0.7	1.8	10.0	218	120
FGCBPCN2XYSC25	25	0.9	1.8	11.7	320	140
FGCBPCN2XYSC35	35	0.9	1.8	12.8	416	154
FGCBPCN2XYSC50	50	1.0	1.8	14.3	545	172
FGCBPCN2XYSC70	70	1.1	1.8	15.8	748	190
FGCBPCN2XYSC95	95	1.1	1.8	17.8	1004	214
FGCBPCN2XYSC120	120	1.2	1.8	19.4	1240	233
FGCBPCN2XYSC150	150	1.4	1.8	21.4	1517	257
FGCBPCN2XYSC185	185	1.6	1.8	23.3	1874	280
FGCBPCN2XYSC240	240	1.7	1.8	26.0	2405	312
FGCBPCN2XYSC300	300	1.8	1.8	28.0	2976	336
FGCBPCN2XYSC400	400	2.0	1.9	31.3	3836	376
FGCBPCN2XYSC500	500	2.2	2.0	35.0	4894	420
FGCBPCN2XYSC630	630	2.8	2.8	46.8	6548	562
FGCBPCN2XY2CC6	6	0.7	1.8	13.3	297	130
FGCBPCN2XY2C10	10	0.7	1.8	15.2	418	143
FGCBPCN2XY2C16	16	0.7	1.8	17.2	583	160
FGCBPCN2XY2C25	25	0.9	1.8	20.6	862	187
FGCBPCN2XY2C35	35	0.9	1.8	22.7	1112	205
FGCBPCN2XY2C10	10	0.7	1.8	16.0	507	143
FGCBPCN2XY3C16	16	0.7	1.8	18.2	721	160
FGCBPCN2XY3C25	25	0.9	1.8	21.8	1074	187
FGCBPCN2XY3C35	35	0.9	1.8	24.0	1405	205

AXMK ALUMINIUM CONDUCTOR IEC 60502-1 0.6/1KV CABLE

Svarn N2XY copper single core & multicore cables are used for indoors cable installation in industries and power stations, and buried in the ground under concrete or in water. Also used for power stations, industries and switch gear as well as for urban supply networks where there is low exposure to mechanical damage.



CABLE STRUCTURE

- Annealed Stranded/ Solid Bare Aluminium Conductor
- Extruded XLPE Insulation
- Extruded PVC Filler Material
- Extruded PVC Outer Sheath

TECHNICAL DATA

- Nominal Voltage : 600/1000 Volts
- Test Voltage : 3500 Volts For Power Cable
- Temperature Range : -30°C to +90°C
- Bending Radius : 10X Cable Dia.

FEATURES

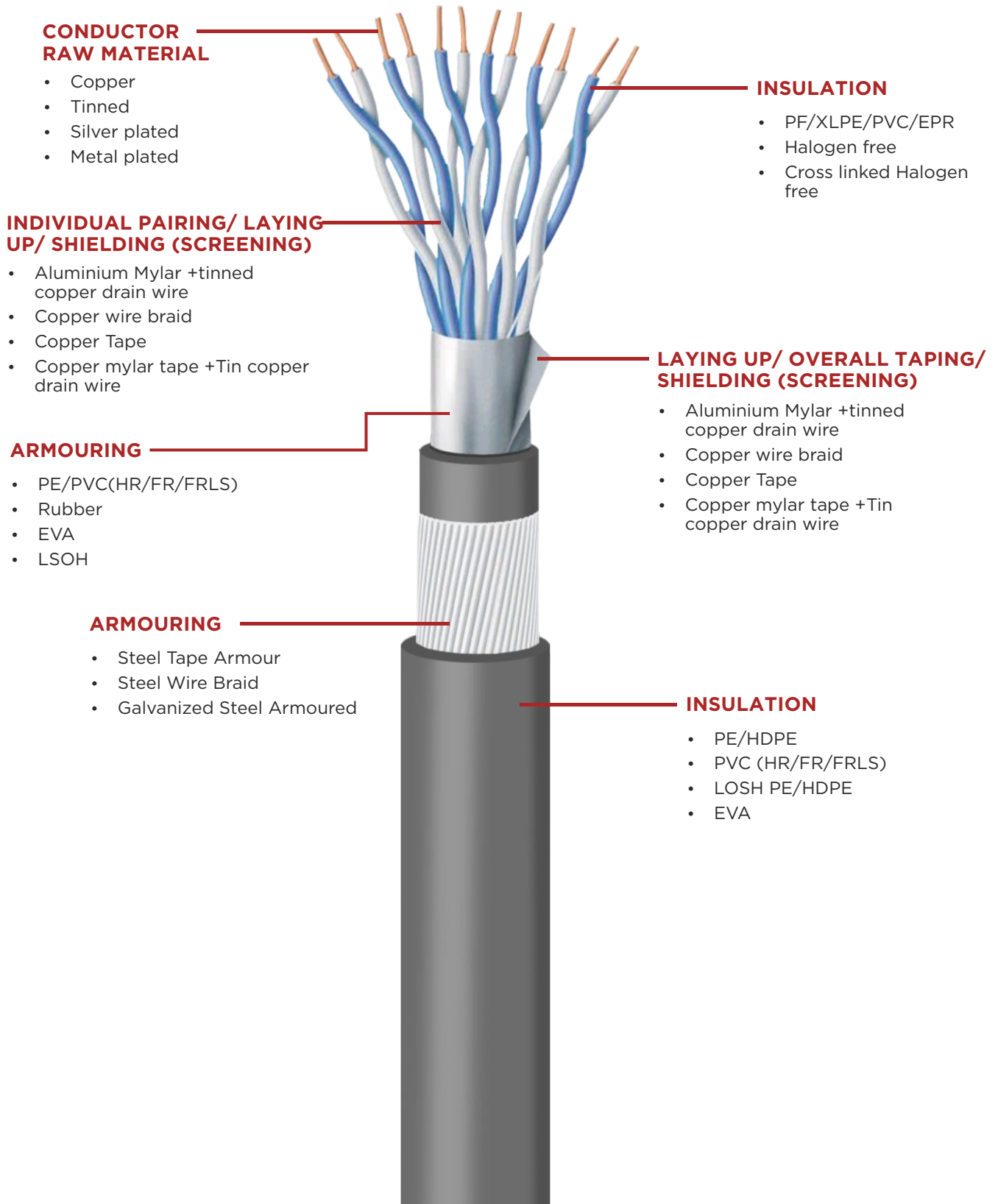
- UV Resistant
- Flame Retardant
- Suitable For Direct Burial/ Underground Installation
- Oil Resistant
- ROHS Compliant

TECHNICAL SPECIFICATION



- Flame Retardant according to IEC/EN 60332-1-2

ITEM CODE	SIZE	NOMINAL THICKNESS		OVERALL DIAMETER	NET WEIGHT	CURRENT RATING
		INSULATION	SHEATH			
	MM ²	MM ²	MM ²	MM ²	MM ²	MM ²
FGCBPCN2XYSC16	16	0.7	1.8	10.0	218	120
FGCBPCN2XYSC25	25	0.9	1.8	11.7	320	140
FGCBPCN2XYSC35	35	0.9	1.8	12.8	416	154
FGCBPCN2XYSC50	50	1.0	1.8	14.3	545	172
FGCBPCN2XYSC70	70	1.1	1.8	15.8	748	190
FGCBPCN2XYSC95	95	1.1	1.8	17.8	1008	214
FGCBPCN2XYSC120	120	1.2	1.8	19.4	1240	233
FGCBPCN2XYSC150	150	1.4	1.8	21.4	1517	257
FGCBPCN2XYSC185	185	1.6	1.8	23.3	1874	280
FGCBPCN2XYSC240	240	1.7	1.8	26.0	2405	312
FGCBPCN2XYSC300	300	1.8	1.8	28.0	2976	336
FGCBPCN2XYSC400	400	2.0	1.9	31.3	3836	376
FGCBPCN2XYSC500	500	2.2	2.0	35.0	4894	420
FGCBPCN2XYSC630	630	2.8	2.8	46.8	6548	562
FGCBPCN2XY2CC6	6	0.7	1.8	13.3	297	130
FGCBPCN2XY2C10	10	0.7	1.8	15.2	418	143
FGCBPCN2XY2C16	16	0.7	1.8	17.2	583	160
FGCBPCN2XY2C25	25	0.9	1.8	20.6	862	187
FGCBPCN2XY2C35	35	0.9	1.8	22.7	1112	205
FGCBPCN2XY2C10	10	0.7	1.8	16.0	507	143
FGCBPCN2XY3C16	16	0.7	1.8	18.2	721	160
FGCBPCN2XY3C25	25	0.9	1.8	21.8	1074	187
FGCBPCN2XY3C35	35	0.9	1.8	24.0	1405	205

SVARN INSTRUMENTATION CABLE



PROPERTIES OF FIRE PERFORMANCE IN CABLES

PROPERTIES COVERED		TYPES					
		FR		FRLS		ZHLS	
		FLAME RETARDANT		FLAME RETARDANT LOW SMOKE		ZERO HALOGEN LOW SMOKE	
PROPERTIES	REF. STANDARD	APPLICABLE	LIMIT	APPLICABLE	LIMIT	APPLICABLE	LIMIT
Oxygen Index	ASTMD -2863	✓	29% (Min.)	✓	29% (Min.)	✓	30% (Min.)
Temperature Index	ASTMD -2863	✓	250°C (Min.)	✓	250°C (Min.)	✓	250°C (Min.)
Smoke Density Rating	ASTMD -2863 61034			✓	60% (Max.)	✓	20% (Max.)
Halogen Acid Gas Generation	IEC: 60754-1 EN-50267-2-1			✓	20% (Max.)	✓	0.5% (Max.)
Toxicity Index	IEC: 60754-2 EN-50267-2-2					✓	0.5% (Max.)
Corrosive Gases	IEC: 60754-2 EN-50267-2-2					✓	Ph ₂ 4.3 Conductivity ≤ 100 us/cm
Flame Test on Single Cable	IEC: 60332-1 EN-50265-1	✓	As per specification	✓	As per specification	✓	As per specification
Fire Test on Bunched Cable	IEC: 60332-3 EN-50266-2	✓	As per specification	✓	As per specification	✓	As per specification
Applicable Symbols				  		   	



FLAME RETARDANT - IEC 60332-1



FLAME RETARDANT - IEC 60332-3



LOW EMISSION OF DARK FUMES - ASTM D-2843




HALOGEN FREE - IEC 60754-1



LOW TOXICITY AND CORROSIVITY OF EMITTED GASES - IEC 60754-2

S300/500VOLTS CABLE

Svarn EN 50288-7-RE-2X (ST)H SWAH LSZH cables are designed to connect electrical instrument circuits and provide communication services in and around process plants of industries and machineries. Not suitable for direct burial applications. These cables are used for installations where fire, smoke emissions and toxic fumes create a potential risk to life and equipment.



CABLE STRUCTURE

- Annealed Stranded Bare Copper Conductor
- Extruded XLPE Insulation
- Aluminium/ PE Tape Collective Screening
- Extruded LSZH Inner Sheath
- Galvanised Steel Wire Armouring
- Extruded LSZH Outer Sheath

TECHNICAL DATA

- Nominal Voltage : 300 Volts
- Test Voltage : 750 Volts For Power Cable
- Temperature Range : -40°C To +80°C
- Bending Radius : 12X Cable Dia.

FEATURES

- UV Resistant
- Flame Retardant
- Suitable For Direct Burial/ Underground Installation
- Oil Resistant
- ROHS Compliant
- Low Smoke Zero Halogen
- Highly Flexible

TECHNICAL SPECIFICATION

- EN 50288-7, EN 50288-1, EN 60228, HD383
- Flame Retardant To: IEC/EN 60332-1-2, IEC/EN 60332-3-24
- Low Smoke Halogen Free To: IEC/EN 60754-1/2, IEC/EN 61034-1/2

**1. SVARN MULTICORE OVERALL SCREENED UNARMoured INSTRUMENTATION CABLE
300V AS PER EN 50228**

ITEM CODE	CROSS SECTIONAL AREA OF CONDUCTOR	NO.OF CORE	NOMINAL THICKNESS OF INSULATION	NOMINAL THICKNESS OF OUTER SHEATH	NOMINAL OVERALL DIAMETER	APPROX. WEIGHT- PE INSULATION	APPROX. WEIGHT-PVC INSULATION	DRUM LENGTH WITH ±5%
	MM ²		MM	MM	MM	KG/KM	KG/KM	M
FGCBICYOS2C0.5_300	0.5	2	0.26	0.8	5.2	38	40	1000
FGCBICYOS3C0.5_300	0.5	3	0.26	0.8	5.5	41	47	1000
FGCBICYOS4C0.5_300	0.5	4	0.26	0.8	5.9	53	57	1000
FGCBICYOS5C0.5_300	0.5	5	0.26	0.9	6.6	63	67	1000
FGCBICYOS6C0.5_300	0.5	6	0.26	0.9	7.1	73	78	1000
FGCBICYOS7C0.5_300	0.5	7	0.26	0.9	7.1	76	81	1000
FGCBICYOS8C0.5_300	0.5	8	0.26	0.9	7.9	85	92	1000
FGCBICYOS10C0.5_300	0.5	10	0.26	0.9	8.8	100	110	1000
FGCBICYOS12C0.5_300	0.5	12	0.26	0.9	9.1	115	U5	1000
FGCBICYOS16C0.5_300	0.5	16	0.26	1.0	10.2	150	165	1000
FGCBICYOS18C0.5_300	0.5	18	0.26	1.0	10.7	165	180	1000
FGCBICYOS19C0.5_300	0.5	19	0.26	1.0	10.7	170	185	1000
FGCBICYOS20C0.5_300	0.5	20	0.26	1.0	11.3	185	200	1000
FGCBICYOS24C0.5_300	0.5	24	0.26	1.0	12.4	205	230	1000
FGCBICYOS30C0.5_300	0.5	30	0.26	1.1	13.3	255	280	1000
FGCBICYOS37C0.5_300	0.5	37	0.26	1.1	14.3	300	335	1000
FGCBICYOS2C0.75_300	0.75	2	0.26	0.8	5.7	46	48	100
FGCBICYOS3C0.75_300	0.75	3	0.26	0.8	6.0	51	58	1000
FGCBICYOS4C0.75_300	0.75	4	0.26	0.9	6.7	69	73	1000
FGCBICYOS5C0.75_300	0.75	5	0.26	0.9	7.2	79	84	1000
FGCBICYOS6C0.75_300	0.75	6	0.26	0.9	7.8	91	98	1000
FGCBICYOS7C0.75_300	0.75	7	0.26	0.9	7.8	96	105	1000
FGCBICYOS8C0.75_300	0.75	8	0.26	0.9	8.6	110	115	1000
FGCBICYOS10C0.75_300	0.75	10	0.26	1.0	9.9	135	145	1000
FGCBICYOS12C0.75_300	0.75	12	0.26	1.0	10.2	155	165	1000
FGCBICYOS16C0.75_300	0.75	16	0.26	1.0	11.2	195	215	1000
FGCBICYOS18C0.75_300	0.75	18	0.26	1.0	11.8	210	235	1000
FGCBICYOS19C0.75_300	0.75	19	0.26	1.0	11.8	110	245	1000
FGCBICYOS20C0.75_300	0.75	20	0.26	1.0	12.4	240	265	1000
FGCBICYOS24C0.75_300	0.75	24	0.26	1.1	13.9	180	305	1000
FGCBICYOS30C0.75_300	0.75	30	0.26	1.1	14.7	340	370	1000
FGCBICYOS37C0.75_300	0.75	37	0.26	1.1	15.8	405	445	1000
FGCBICYOS2C1_300	1.0	2	0.16	0.8	6.0	53	56	1000
FGCBICYOS3C1_300	1.0	3	0.16	0.9	6.5	68	71	1000
FGCBICYOS4C1_300	1.0	4	0.26	0.9	7.1	82	87	1000
FGCBICYOS5C1_300	1.0	5	0.16	0.9	7.7	94	100	1000
FGCBICYOS6C1_300	1.0	6	0.16	0.9	8.3	110	120	1000
FGCBICYOS7C1_300	1.0	7	0.26	0.9	8.3	115	125	1000
FGCBICYOS8C1_300	1.0	8	0.26	0.9	9.2	130	140	1000
FGCBICYOS10C1_300	1.0	10	0.16	1.0	10.6	165	175	1000
FGCBICYOS12C1_300	1.0	12	0.26	1.0	10.9	190	205	1000
FGCBICYOS16C1_300	1.0	16	0.16	1.0	12.1	240	260	1000
FGCBICYOS18C1_300	1.0	18	0.26	1.0	12.7	270	290	1000
FGCBICYOS19C1_300	1.0	19	0.26	1.0	12.7	275	300	1000
FGCBICYOS20C1_300	1.0	20	0.26	1.1	13.6	30	330	1000
FGCBICYOS24C1_300	1.0	24	0.26	1.1	15.0	350	380	1000
FGCBICYOS30C1_300	1.0	30	0.26	1.1	15.8	420	455	1000
FGCBICYOS37C1_300	1.0	37	0.26	1.2	17.3	510	560	1000
FGCBICYOS2C1.5_300	1.5	2	0.35	0.9	7.2	74	78	1000
FGCBICYOS3C1.5_300	1.5	3	0.35	0.9	7.6	92	97	1000
FGCBICYOS4C1.5_300	1.5	4	0.35	0.9	8.3	115	110	1000
FGCBICYOS5C1.5_300	1.5	5	0.35	0.9	9.0	130	140	1000
FGCBICYOS6C1.5_300	1.5	6	0.35	1.0	10.0	160	170	1000
FGCBICYOS7C1.5_300	1.5	7	0.35	1.0	10.0	170	180	1000
FGCBICYOS8C1.5_300	1.5	8	0.35	1.0	11.2	190	205	1000
FGCBICYOS10C1.5_300	1.5	10	0.35	1.1	12.8	235	255	1000
FGCBICYOS12C1.5_300	1.5	12	0.35	1.1	13.2	275	295	1000
FGCBICYOS16C1.5_300	1.5	16	0.35	1.1	14.6	350	380	1000
FGCBICYOS18C1.5_300	1.5	18	0.35	1.1	15.4	395	425	1000
FGCBICYOS19C1.5_300	1.5	19	0.35	1.1	15.4	400	435	1000
FGCBICYOS20C1.5_300	1.5	20	0.35	1.2	16.4	445	480	1000
FGCBICYOS24C1.5_300	1.5	24	0.35	1.2	18.2	510	550	1000
FGCBICYOS30C1.5_300	1.5	30	0.35	1.3	19.4	630	680	1000
FGCBICYOS37C1.5_300	1.5	37	0.35	1.3	21.0	750	810	1000

**2. SVARN MULTICORE OVERALL SCREENED ARMoured INSTRUMENTATION CABLE
300V AS PER EN50228**

ITEM CODE	CROSS SECTIONAL AREA OF CONDUCTOR	NO.OF CORE	NOMINAL THICKNESS OF INSULATION	NOMINAL THICKNESS OF INNER SHEATH	DIAMETER OF G.I ARMOUR WIRE	NOMINAL THICKNESS OF OUTER SHEATH	NOMINAL OVERALL DIAMETER	APPROX. WEIGHT-PE INSULATION	APPROX. WEIGHT PVC INSULATION	DRUM LENGTH WITH ±5%
	MM ²		MM	MM	MM	MM	MM	KG/KM	KG/KM	M
FGCBICYWYOS2C0.5_300	0.5	2	0.26	0.8	0.9	1.3	9.6	180	180	1000
FGCBICYWYOS3C0.5_300	0.5	3	0.26	0.8	0.9	1.3	9.9	195	195	1000
FGCBICYWYOS4C0.5_300	0.5	4	0.26	0.8	0.9	1.3	10.3	110	115	1000
FGCBICYWYOS5C0.5_300	0.5	5	0.26	0.9	0.9	1.3	11.0	235	240	1000
FGCBICYWYOS6C0.5_300	0.5	6	0.26	0.9	0.9	1.3	11.5	260	265	1000
FGCBICYWYOS7C0.5_300	0.5	7	0.26	0.9	0.9	1.3	11.5	160	170	1000
FGCBICYWYOS8C0.5_300	0.5	8	0.26	0.9	0.9	1.3	12.3	285	295	1000
FGCBICYWYOS10C0.5_300	0.5	10	0.26	0.9	0.9	1.4	13.4	330	340	1000
FGCBICYWYOS12C0.5_300	0.5	12	0.26	0.9	0.9	1.4	13.7	345	355	1000
FGCBICYWYOS16C0.5_300	0.5	16	0.26	1.0	0.9	1.4	14.8	410	425	1000
FGCBICYWYOS18C0.5_300	0.5	18	0.26	1.0	0.9	1.4	15.3	435	450	1000
FGCBICYWYOS19C0.5_300	0.5	19	0.26	1.0	0.9	1.4	15.3	440	455	1000
FGCBICYWYOS20C0.5_300	0.5	20	0.26	1.0	0.9	1.4	15.9	465	485	1000
FGCBICYWYOS24C0.5_300	0.5	24	0.26	1.0	0.9	1.4	17.0	510	540	1000
FGCBICYWYOS30C0.5_300	0.5	30	0.26	1.1	0.9	1.5	18.1	590	620	1000
FGCBICYWYOS37C0.5_300	0.5	37	0.26	1.1	0.9	1.5	19.1	660	690	1000
FGCBICYWYOS2C0.75_300	0.75	2	0.26	0.8	0.9	1.3	10.1	195	200	1000
FGCBICYWYOS3C0.75_300	0.75	3	0.26	0.8	0.9	1.3	10.4	110	210	1000
FGCBICYWYOS4C0.75_300	0.75	4	0.26	0.9	0.9	1.3	11.1	240	245	1000
FGCBICYWYOS5C0.75_300	0.75	5	0.26	0.9	0.9	1.3	11.6	265	270	1000
FGCBICYWYOS6C0.75_300	0.75	6	0.26	0.9	0.9	1.3	11.1	190	195	1000
FGCBICYWYOS7C0.75_300	0.75	7	0.26	0.9	0.9	1.3	12.2	290	300	1000
FGCBICYWYOS8C0.75_300	0.75	8	0.26	0.9	0.9	1.4	13.2	300	340	1000
FGCBICYWYOS10C0.75_300	0.75	10	0.26	1.0	0.9	1.4	14.5	390	400	1000
FGCBICYWYOS12C0.75_300	0.75	12	0.26	1.0	0.9	1.4	14.8	410	410	1000
FGCBICYWYOS16C0.75_300	0.75	16	0.26	1.0	0.9	1.4	15.8	475	490	1000
FGCBICYWYOS18C0.75_300	0.75	18	0.26	1.0	0.9	1.4	16.4	510	530	1000
FGCBICYWYOS19C0.75_300	0.75	19	0.26	1.0	0.9	1.4	16.4	510	530	1000
FGCBICYWYOS20C0.75_300	0.75	20	0.26	1.0	0.9	1.4	17.0	550	570	1000
FGCBICYWYOS24C0.75_300	0.75	24	0.26	1.1	0.9	1.5	18.7	630	650	1000
FGCBICYWYOS30C0.75_300	0.75	30	0.26	1.1	0.9	1.5	19.5	700	730	1000
FGCBICYWYOS37C0.75_300	0.75	37	0.26	1.1	0.9	1.5	20.6	800	840	1000
FGCBICYWYOS2C1_300	1.0	2	0.16	0.8	0.9	1.3	10.4	210	215	1000
FGCBICYWYOS3C1_300	1.0	3	0.16	0.9	0.9	1.3	10.9	140	145	1000
FGCBICYWYOS4C1_300	1.0	4	0.26	0.9	0.9	1.3	11.5	270	275	1000
FGCBICYWYOS5C1_300	1.0	5	0.16	0.9	0.9	1.3	11.1	190	195	1000
FGCBICYWYOS6C1_300	1.0	6	0.16	0.9	0.9	1.3	12.7	320	330	1000
FGCBICYWYOS7C1_300	1.0	7	0.26	0.9	0.9	1.4	12.7	325	335	1000
FGCBICYWYOS8C1_300	1.0	8	0.26	0.9	0.9	1.4	13.8	370	380	1000
FGCBICYWYOS10C1_300	1.0	10	0.16	1.0	0.9	1.4	15.2	435	445	1000
FGCBICYWYOS12C1_300	1.0	12	0.26	1.0	0.9	1.4	15.5	465	480	1000
FGCBICYWYOS16C1_300	1.0	16	0.16	1.0	0.9	1.4	16.7	540	560	1000
FGCBICYWYOS18C1_300	1.0	18	0.26	1.0	0.9	1.4	17.3	580	610	1000
FGCBICYWYOS19C1_300	1.0	19	0.26	1.0	0.9	1.4	17.3	590	610	1000
FGCBICYWYOS20C1_300	1.0	20	0.26	1.1	0.9	1.5	18.4	650	670	1000
FGCBICYWYOS24C1_300	1.0	24	0.26	1.1	0.9	1.5	19.8	710	750	1000
FGCBICYWYOS30C1_300	1.0	30	0.26	1.1	0.9	1.5	20.6	810	850	1000
FGCBICYWYOS37C1_300	1.0	37	0.26	1.2	0.9	1.5	22.1	940	980	1000
FGCBICYWYOS2C1.5_300	1.5	2	0.35	0.9	0.9	1.3	11.6	260	265	1000
FGCBICYWYOS3C1.5_300	1.5	3	0.35	0.9	0.9	1.3	12.0	285	290	1000
FGCBICYWYOS4C1.5_300	1.5	4	0.35	0.9	0.9	1.4	12.9	330	335	1000
FGCBICYWYOS5C1.5_300	1.5	5	0.35	0.9	0.9	1.4	13.6	360	370	1000
FGCBICYWYOS6C1.5_300	1.5	6	0.35	1.0	0.9	1.4	4.6	415	415	1000
FGCBICYWYOS7C1.5_300	1.5	7	0.35	1.0	0.9	1.4	14.6	420	435	1000
FGCBICYWYOS8C1.5_300	1.5	8	0.35	1.0	0.9	1.4	15.8	470	485	1000
FGCBICYWYOS10C1.5_300	1.5	10	0.35	1.1	0.9	1.5	17.6	560	580	1000
FGCBICYWYOS12C1.5_300	1.5	12	0.35	1.1	0.9	1.5	18.0	600	630	1000
FGCBICYWYOS16C1.5_300	1.5	16	0.35	1.1	0.9	1.5	19.4	710	740	1000
FGCBICYWYOS18C1.5_300	1.5	18	0.35	1.1	0.9	1.5	20.1	780	810	1000
FGCBICYWYOS19C1.5_300	1.5	19	0.35	1.1	0.9	1.5	20.2	790	820	1000
FGCBICYWYOS20C1.5_300	1.5	20	0.35	1.2	0.9	1.5	21.1	850	890	1000
FGCBICYWYOS24C1.5_300	1.5	24	0.35	1.2	1.25	1.6	23.9	1090	1140	1000
FGCBICYWYOS30C1.5_300	1.5	30	0.35	1.3	1.25	1.6	25.1	1250	1300	1000
FGCBICYWYOS37C1.5_300	1.5	37	0.35	1.3	1.25	1.7	26.9	1430	1500	1000

**3. SVARN MULTIPAIR OVERALL SCREENED UNARMoured INSTRUMENTATION CABLE
300V AS PER EN50228**

ITEM CODE	CROSS SECTIONAL AREA OF CONDUCTOR	NO.OF CORE	NOMINAL THICKNESS OF INSULATION	NOMINAL THICKNESS OF OUTER SHEATH	NOMINAL OVERALL DIAMETER	APPROX. WEIGHT- PE INSULATION	APPROX. WEIGHT-PVC INSULATION	DRUM LENGTH WITH 35%
	MM ²		MM	MM	MM	KG/KM	KG/KM	M
FGCBICYOS1P0.5	0.5	1	0.26	0.8	5.2	35	37	1000
FGCBICYOS2P0.5_300	0.5	2	0.26	0.9	7.6	60	64	1000
FGCBICYOS4P0.5_300	0.5	4	0.26	0.9	8.8	89	97	1000
FGCBICYOS5P0.5_300	0.5	5	0.26	1.0	9.8	110	120	1000
FGCBICYOS6P0.5_300	0.5	6	0.26	1.0	10.6	125	135	1000
FGCBICYOS8P0.5_300	0.5	8	0.26	1.0	11.9	155	170	1000
FGCBICYOS10P0.5_300	0.5	10	0.26	1.1	13.6	195	215	1000
FGCBICYOS12P0.5_300	0.5	12	0.26	1.1	14.0	220	245	1000
FGCBICYOS16P0.5_300	0.5	16	0.26	1.1	15.5	280	305	1000
FGCBICYOS18P0.5_300	0.5	18	0.26	1.1	16.4	305	340	1000
FGCBICYOS19P0.5_300	0.5	19	0.16	1.1	16.4	320	355	1000
FGCBICYOS10P0.5_300	0.5	10	0.16	1.1	17.5	345	380	1000
FGCBICYOS14P0.5_300	0.5	14	0.16	1.2	19.4	405	441	1000
FGCBICYOS30P0.5_300	0.5	30	0.26	1.3	20.7	490	150	1000
FGCBICYOS37P0.5_300	0.5	37	0.16	1.3	12.4	590	650	1000
FGCBICYOS1P0.75_300	0.75	1	0.26	0.8	5.7	42	44	1000
FGCBICYOS2P0.75_300	0.75	2	0.26	0.9	8.3	73	78	1000
FGCBICYOS4P0.75_300	0.75	4	0.26	1.0	9.8	120	125	1000
FGCBICYOS5P0.75_300	0.75	5	0.26	1.0	10.7	140	150	1000
FGCBICYOS6P0.75_300	0.75	6	0.26	1.0	11.6	160	175	1000
FGCBICYOS8P0.75_300	0.75	8	0.26	1.1	13.2	210	22S	1000
FGCBICYOS10P0.75_300	0.75	10	0.26	1.1	15.0	255	275	1000
FGCBICYOS12P0.75_300	0.75	12	0.26	1.1	15.5	290	US	1000
FGCBICYOS16P0.75_300	0.75	16	0.26	1.2	17.4	375	410	1000
FGCBICYOS18P0.75_300	0.75	18	0.26	1.2	18.3	415	455	1000
FGCBICYOS19P0.75_300	0.75	19	0.26	1.2	18.3	435	475	1000
FGCBICYOS20P0.75_300	0.75	20	0.16	1.1	19.3	455	500	1000
FGCBICYOS24P0.75_300	0.75	24	0.16	1.3	11.6	550	600	1000
FGCBICYOS30P0.75_300	0.75	30	0.16	1.4	13.1	670	730	1000
FGCBICYOS37P0.75_300	0.75	37	0.16	1.4	14	800	880	1000
FGCBICYOS1P1_300	1.0	1	0.26	0.8	6.0	49	51	1000
FGCBICYOS2P1_300	1.0	2	0.26	0.9	8.9	86	91	1000
FGCBICYOS4P1_300	1.0	4	0.26	1.0	10	145	1J0	1000
FGCBICYOS5P1_300	1.0	5	0.26	1.0	11.5	170	180	1000
FGCBICYOS6P1_300	1.0	6	0.26	1.0	12.5	195	210	1000
FGCBICYOS8P1_300	1.0	8	0.26	1.1	14.3	255	275	1000
FGCBICYOS10P1_300	1.0	10	0.26	1.1	16.1	310	335	1000
FGCBICYOS12P1_300	1.0	12	0.26	1.2	16.9	365	395	1000
FGCBICYOS16P1_300	1.0	16	0.26	1.2	18.7	465	510	1000
FGCBICYOS18P1_300	1.0	18	0.26	1.2	19.8	520	560	1000
FGCBICYOS19P1_300	1.0	19	0.26	1.2	19.8	540	590	1000
FGCBICYOS20P1_300	1.0	20	0.26	1.3	21.1	580	630	1000
FGCBICYOS24P1_300	1.0	24	0.26	1.3	23.4	680	740	1000
FGCBICYOS30P1_300	1.0	30	0.26	1.4	25.0	840	910	1000
FGCBICYOS37P1_300	1.0	37	0.26	1.5	27.1	1020	1110	500/1000
FGCBICYOS1P1.5_300	1.5	1	0.35	0.9	7.2	67	71	1000
FGCBICYOS2P1.5_300	1.5	2	0.35	1.0	10.7	120	130	1000
FGCBICYOS4P1.5_300	1.5	4	0.35	1.1	12.7	205	220	1000
FGCBICYOS5P1.5_300	1.5	5	0.35	1.1	13.9	245	260	1000
FGCBICYOS6P1.5_300	1.5	6	0.35	1.1	15.2	285	30S	1000
FGCBICYOS8P1.5_300	1.5	8	0.35	1.2	17.3	370	400	1000
FGCBICYOS10P1.5_300	1.5	10	0.35	1.3	19.8	460	495	1000
FGCBICYOS12P1.5_300	1.5	12	0.35	1.3	20.5	530	580	1000
FGCBICYOS16P1.5_300	1.5	16	0.35	1.4	23.0	690	750	1000
FGCBICYOS18P1.5_300	1.5	18	0.35	1.4	24.3	770	830	1000
FGCBICYOS19P1.5_300	1.5	19	0.35	1.4	24.3	800	870	1000
FGCBICYOS20P1.5_300	1.5	20	0.35	1.5	25.9	850	930	500/1000
FGCBICYOS24P1.5_300	1.5	24	0.35	1.5	28.7	1010	1100	500/1000
FGCBICYOS30P1.5_300	1.5	30	0.35	1.6	30.7	240	1350	500
FGCBICYOS37P1.5_300	1.5	37	0.35	1.7	33.4	1510	1640	500

**4. SVARN MULTIPAIR OVERALL SCREENED ARMoured INSTRUMENTATION CABLE
300V AS PER EN50228**

ITEM CODE	CROSS SECTIONAL AREA OF CONDUCTOR	NO.OF PAIRS	NOMINAL THICKNESS OF INSULATION	NOMINAL THICKNESS OF INNER SHEATH	DIAMETER OF G.I. ARMOUR WIRE	NOMINAL THICKNESS OF OUTER SHEATH	NOMINAL OVERALL DIAMETER	APPROX. WEIGHT- PE INSULATION	APPROX. WEIGHT- PVC INSULATION	DRUM LENGTH WITH 5%
	MM ²		MM	MM	MM	MM	MM	KG/KM	KG/KM	M
FGCBICYWYOS1P0.5	0.5	1	0.26	0.8	0.9	6.99	9.6	175	180	1000
FGCBICYWYOS2P0.5_300	0.5	2	0.26	0.9	0.9	9.37	12.0	255	260	1000
FGCBICYWYOS4P0.5_300	0.5	4	0.26	0.9	0.9	10.54	13.4	315	320	1000
FGCBICYWYOS5P0.5_300	0.5	5	0.26	1.0	0.9	11.52	14.4	355	365	1000
FGCBICYWYOS6P0.5_300	0.5	6	0.26	1.0	0.9	12.35	15.2	395	405	1000
FGCBICYWYOS8P0.5_300	0.5	8	0.26	1.0	0.9	13.61	16.5	450	465	1000
FGCBICYWYOS10P0.5_300	0.5	10	0.26	1.1	0.9	15.34	18.4	530	550	1000
FGCBICYWYOS12P0.5_300	0.5	12	0.26	1.1	0.9	15.79	18.8	580	600	1000
FGCBICYWYOS16P0.5_300	0.5	16	0.26	1.1	0.9	17.29	20.3	660	690	1000
FGCBICYWYOS18P0.5_300	0.5	18	0.26	1.1	0.9	18.13	21.2	710	740	1000
FGCBICYWYOS19P0.5_300	0.5	19	0.16	1.1	0.9	18.13	21.2	720	760	1000
FGCBICYWYOS10P0.5_300	0.5	10	0.16	1.2	0.9	19.25	22.5	790	820	1000
FGCBICYWYOS14P0.5_300	0.5	14	0.16	1.2	1.15	11.82	15.1	1010	1060	1000
FGCBICYWYOS30P0.5_300	0.5	30	0.26	1.3	1.25	13.16	16.4	1110	1200	1000
FGCBICYWYOS37P0.5_300	0.5	37	0.16	1.3	1.25	14.81	18.3	1310	1380	1000
FGCBICYWYOS1P0.75_300	0.75	1	0.26	0.8	0.9	7.41	10.1	190	195	1000
FGCBICYWYOS2P0.75_300	0.75	2	0.26	0.9	0.9	10.05	12.9	290	295	1000
FGCBICYWYOS4P0.75_300	0.75	4	0.26	1.0	0.9	11.57	14.4	365	375	1000
FGCBICYWYOS5P0.75_300	0.75	5	0.26	1.0	0.9	12.45	15.3	410	420	1000
FGCBICYWYOS6P0.75_300	0.75	6	0.26	1.0	0.9	13.39	16.2	455	465	1000
FGCBICYWYOS8P0.75_300	0.75	8	0.26	1.1	0.9	15.00	18.0	540	560	1000
FGCBICYWYOS10P0.75_300	0.75	10	0.26	1.1	0.9	16.72	19.8	620	650	1000
FGCBICYWYOS12P0.75_300	0.75	12	0.26	1.1	0.9	17.22	20.3	680	700	1000
FGCBICYWYOS16P0.75_300	0.75	16	0.26	1.2	0.9	19.11	22.4	810	850	1000
FGCBICYWYOS18P0.75_300	0.75	18	0.26	1.2	1.25	20.75	24.0	1000	1040	1000
FGCBICYWYOS19P0.75_300	0.75	19	0.26	1.2	1.25	20.75	24.0	1020	1060	1000
FGCBICYWYOS20P0.75_300	0.75	20	0.16	1.1	1.25	11.79	25.0	1070	1110	1000
FGCBICYWYOS24P0.75_300	0.75	24	0.16	1.3	1.05	14.08	27.5	1240	1290	1000
FGCBICYWYOS30P0.75_300	0.75	30	0.16	1.4	1.05	15.57	19.0	1410	1470	1000
FGCBICYWYOS37P0.75_300	0.75	37	0.16	1.4	1.05	17.41	30.9	1600	1680	1000
FGCBICYWYOS1P1_300	1.0	1	0.26	0.8	0.9	7.77	10.4	205	210	1000
FGCBICYWYOS2P1_300	1.0	2	0.26	0.9	0.9	10.65	13.5	315	310	1000
FGCBICYWYOS4P1_300	1.0	4	0.26	1.0	0.9	12.28	18.1	405	415	1000
FGCBICYWYOS5P1_300	1.0	5	0.26	1.0	0.9	13.24	16.1	455	465	1000
FGCBICYWYOS6P1_300	1.0	6	0.26	1.0	0.9	14.27	17.1	510	520	1000
FGCBICYWYOS8P1_300	1.0	8	0.26	1.1	0.9	16.02	19.1	610	630	1000
FGCBICYWYOS10P1_300	1.0	10	0.26	1.1	0.9	17.90	20.9	710	740	1000
FGCBICYWYOS12P1_300	1.0	12	0.26	1.2	0.9	18.65	21.7	780	810	1000
FGCBICYWYOS16P1_300	1.0	16	0.26	1.2	1.25	21.20	24.4	1060	1100	1000
FGCBICYWYOS18P1_300	1.0	18	0.26	1.2	1.25	22.23	25.5	1140	1190	1000
FGCBICYWYOS19P1_300	1.0	19	0.26	1.2	1.25	22.23	25.5	1170	1210	1000
FGCBICYWYOS20P1_300	1.0	20	0.26	1.3	1.25	23.56	26.8	1250	1190	1000
FGCBICYWYOS24P1_300	1.0	24	0.26	1.3	1.25	25.86	29.3	1430	1490	1000
FGCBICYWYOS30P1_300	1.0	30	0.26	1.4	1.25	27.46	30.9	1630	1700	1000
FGCBICYWYOS37P1_300	1.0	37	0.26	1.4	1.25	29.68	33.3	1900	1990	500/1000
FGCBICYWYOS1P1.5_300	1.5	1	0.35	0.9	0.9	8.97	11.6	260	160	1000
FGCBICYWYOS2P1.5_300	1.5	2	0.35	1.0	0.9	11.49	15.3	390	400	1000
FGCBICYWYOS4P1.5_300	1.5	4	0.35	1.1	0.9	14.47	17.5	530	540	1000
FGCBICYWYOS5P1.5_300	1.5	5	0.35	1.1	0.9	15.66	18.7	590	610	1000
FGCBICYWYOS6P1.5_300	1.5	6	0.35	1.1	0.9	16.93	20.0	660	680	1000
FGCBICYWYOS8P1.5_300	1.5	8	0.35	1.2	0.9	19.04	22.3	810	830	1000
FGCBICYWYOS10P1.5_300	1.5	10	0.35	1.3	1.25	22.28	25.5	1090	1120	1000
FGCBICYWYOS12P1.5_300	1.5	12	0.35	1.3	1.25	22.96	26.4	1200	1240	1000
FGCBICYWYOS16P1.5_300	1.5	16	0.35	1.4	1.25	25.45	28.9	1430	1490	1000
FGCBICYWYOS18P1.5_300	1.5	18	0.35	1.4	1.25	26.73	30.2	1540	1610	1000
FGCBICYWYOS19P1.5_300	1.5	19	0.35	1.4	1.25	26.73	30.2	1580	1650	1000
FGCBICYWYOS20P1.5_300	1.5	20	0.35	1.5	1.25	28.33	32	1690	1770	500/1000
FGCBICYWYOS24P1.5_300	1.5	24	0.35	1.5	1.25	31.18	34.8	1930	2020	500/1000
FGCBICYWYOS30P1.5_300	1.5	30	0.35	1.6	1.6	33.82	37.7	2440	2550	500
FGCBICYWYOS37P1.5_300	1.5	37	0.35	1.7	1.6	36.82	40.6	2820	2960	500

5. SVARN MULT-TRIAD OVERALL SCREENED UNARMoured INSTRUMENTATION CABLE 300V AS PER EN50228

ITEM CODE	CROSS SECTIONAL AREA OF CONDUCTOR	NO.OF CORE	NOMINAL THICKNESS OF INSULATION	NOMINAL THICKNESS OF OUTER SHEATH	NOMINAL OVERALL DIAMETER	APPROX. WEIGHT- PE INSULATION	APPROX. WEIGHT-PVC INSULATION	DRUM LENGTH WITH 35%
	MM ²		MM	MM	MM	KG/KM	KG/KM	M
FGCBICYOS1T0.5_300	0.5	1	0.26	0.8	5.5	42	45	1000
FGCBICYOS2T0.5_300	0.5	2	0.26	0.9	8.4	76	81	1000
FGCBICYOS4T0.5_300	0.5	4	0.26	1.0	9.9	120	135	1000
FGCBICYOS5T0.5_300	0.5	5	0.26	1.0	10.8	145	160	1000
FGCBICYOS6T0.5_300	0.5	6	0.26	1.0	11.8	170	185	1000
FGCBICYOS8T0.5_300	0.5	8	0.26	1.1	13.4	220	240	1000
FGCBICYOS10T0.5_300	0.5	10	0.26	1.1	15.1	265	290	1000
FGCBICYOS12T0.5_300	0.5	12	0.26	1.1	15.6	300	335	1000
FGCBICYOS14T0.5_300	0.5	14	0.26	1.1	16.4	345	380	1000
FGCBICYOS16T0.5_300	0.5	16	0.26	1.2	17.6	390	435	1000
FGCBICYOS19T0.5_300	0.5	19	0.26	1.2	18.5	450	500	1000
FGCBICYOS20T0.5_300	0.5	20	0.26	1.2	19.6	475	530	1000
FGCBICYOS14T0.5_300	0.5	14	0.26	1.5	21.9	570	640	1000
FGCBICYOS30T0.5_300	0.5	30	0.26	15	23.2	690	70	1000
FGCBICYOS37T0.5_300	0.5	37	0.26	1.4	25.3	840	940	500/1000
FGCBICYOS1T0.75_300	0.75	1	0.26	0.8	6.0	52	55	1000
FGCBICYOS2T0.75_300	0.75	2	0.26	0.9	9.2	95	100	1000
FGCBICYOS4T0.75_300	0.75	4	0.26	1.0	10.9	160	170	1000
FGCBICYOS5T0.75_300	0.75	5	0.26	1.0	11.9	190	205	1000
FGCBICYOS6T0.75_300	0.75	6	0.26	1.1	13.2	225	245	1000
FGCBICYOS8T0.75_300	0.75	8	0.26	1.1	14.8	285	310	1000
FGCBICYOS10T0.75_300	0.75	10	0.26	1.2	16.9	355	390	1000
FGCBICYOS12T0.75_300	0.75	12	0.26	1.2	17.5	410	450	1000
FGCBICYOS14T0.75_300	0.75	14	0.26	1.2	18.4	470	510	1000
FGCBICYOS16T0.75_300	0.75	16	0.26	1.2	19.4	530	580	1000
FGCBICYOS19T0.75_300	0.75	19	0.26	1.3	20.7	610	680	1000
FGCBICYOS20T0.75_300	0.75	20	0.26	1.3	21.9	650	710	1000
FGCBICYOS24T0.75_300	0.75	24	0.26	1.4	24.5	780	860	1000
FGCBICYOS30T0.75_300	0.75	30	0.26	1.4	25.9	950	1040	500/1000
FGCBICYOS37T0.75_300	0.75	37	0.26	1.5	28.2	1150	1170	500/1000
FGCBICYOS1T1_300	1.0	1	0.26	0.9	6.5	64	68	1000
FGCBICYOS2T1_300	1.0	2	0.16	1.0	10.0	120	125	1000
FGCBICYOS4T1_300	1.0	4	0.26	1.0	11.7	195	205	1000
FGCBICYOS5T1_300	1.0	5	0.26	1.0	12.8	230	250	1000
FGCBICYOS6T1_300	1.0	6	0.26	1.1	14.1	280	300	1000
FGCBICYOS8T1_300	1.0	8	0.26	1.1	15.9	355	385	1000
FGCBICYOS10T1_300	1.0	10	0.26	1.2	18.2	440	480	1000
FGCBICYOS12T1_300	1.0	12	0.26	1.2	18.9	510	560	1000
FGCBICYOS14T1_300	1.0	14	0.26	1.3	20.0	590	640	1000
FGCBICYOS16T1_300	1.0	16	0.26	1.3	21.2	670	730	1000
FGCBICYOS19T1_300	1.0	19	0.16	1.3	22.3	780	840	1000
FGCBICYOS20T1_300	1.0	20	0.16	1.4	13.8	830	900	1000
FGCBICYOS24T1_300	1.0	24	0.16	1.4	26.4	980	1070	500/1000
FGCBICYOS30T1_300	1.0	30	0.16	1.5	18.2	1200	1310	500/1000
FGCBICYOS37T1_300	1.0	37	0.26	1.6	30.7	1470	1600	500
FGCBICYOS1T1_300	1.0	1	0.35	0.9	7.6	86	91	1000
FGCBICYOSIT1_300	1.0	1	0.35	1.0	11.9	160	170	1000
FGCBICYOS4T1_300	1.0	4	0.35	1.1	14.1	280	300	1000
FGCBICYOS5T1_300	1.0	5	0.30	1.1	15.5	335	365	1000
FGCBICYOS6T1.5_300	1.5	6	0.35	1.2	17.1	400	435	1000
FGCBICYOS8T1.5_300	1.5	8	0.35	1.3	19.5	520	570	1000
FGCBICYOS10T1.5_300	1.5	10	0.35	1.3	22.2	640	700	1000
FGCBICYOS12T1.5_300	1.5	12	0.35	1.4	23.2	760	820	1000
FGCBICYOS14T1.5_300	1.5	14	0.35	1.4	24.4	870	940	1000
FGCBICYOS16T1.5_300	1.5	16	0.35	1.5	26.0	990	1080	500/1000
FGCBICYOS19T1.5_300	1.5	19	0.35	1.5	27.4	1150	1250	500/1000
FGCBICYOS20T1.5_300	1.5	20	0.35	1.5	29.0	1210	1320	500/1000
FGCBICYOS24T1.5_300	1.5	24	0.35	1.7	32.6	1470	1600	500
FGCBICYOS30T1.5_300	1.5	30	0.35	1.7	34.6	1780	1950	500
FGCBICYOS37T1.5_300	1.5	37	0.35	1.8	37.7	1170	2380	500

6. SVARN MULT-TRIAD OVERALL SCREENED ARMoured INSTRUMENTATION CABLE 300V AS PER EN50228

ITEM CODE	CROSS SECTIONAL AREA OF CONDUCTOR	NO.OF TRIADS	NOMINAL THICKNESS OF INSULATION	NOMINAL THICKNESS OF INNER SHEATH	DIAMETER OF G.I. ARMOUR WIRE	NOMINAL THICKNESS OF OUTER SHEATH	NOMINAL OVERALL DIAMETER	APPROX. WEIGHT- PE INSULATION	APPROX. WEIGHT- PVC INSULATION	DRUM LENGTH WITH 5%
	MM ²		MM	MM	MM	MM	MM	KG/KM	KG/KM	
FGCBICYWYOS1T0.5_300	0.5	1	0.26	0.8	0.9	1.3	9.9	190	195	1000
FGCBICYWYOS2T0.5_300	0.5	2	0.26	0.9	0.9	1.3	12.8	285	290	1000
FGCBICYWYOS4T0.5_300	0.5	4	0.26	1.0	0.9	1.4	14.5	375	385	1000
FGCBICYWYOS5T0.5_300	0.5	5	0.26	1.0	0.9	1.4	15.4	415	430	1000
FGCBICYWYOS6T0.5_300	0.5	6	0.26	1.0	0.9	1.4	16.4	460	475	1000
FGCBICYWYOS8T0.5_300	0.5	8	0.26	1.1	0.9	1.5	18.2	560	580	1000
FGCBICYWYOS10T0.5_300	0.5	10	0.26	1.1	0.9	1.5	19.9	640	670	1000
FGCBICYWYOS12T0.5_300	0.5	12	0.26	1.1	0.9	1.5	20.4	690	720	1000
FGCBICYWYOS14T0.5_300	0.5	14	0.26	1.1	0.9	1.5	21.1	750	790	1000
FGCBICYWYOS16T0.5_300	0.5	16	0.26	1.2	0.9	1.6	21.6	840	880	1000
FGCBICYWYOS19T0.5_300	0.5	19	0.26	1.2	0.9	1.6	23.5	910	970	1000
FGCBICYWYOS20T0.5_300	0.5	20	0.26	1.2	1.25	1.6	25.3	1100	1160	1000
FGCBICYWYOS14T0.5_300	0.5	14	0.26	1.3	1.25	1.7	27.8	1280	1340	1000
FGCBICYWYOS30T0.5_300	0.5	30	0.26	1.3	1.25	1.7	29	1430	1510	1000
FGCBICYWYOS37T0.5_300	0.5	37	0.26	1.4	1.25	1.7	31.1	1640	1750	500/1000
FGCBICYWYOS1T0.75_300	0.75	1	0.26	0.8	0.9	1.3	10.4	210	210	1000
FGCBICYWYOS2T0.75_300	0.75	2	0.26	0.9	0.9	1.4	13.8	330	340	1000
FGCBICYWYOS4T0.75_300	0.75	4	0.26	1.0	0.9	1.4	15.5	430	440	1000
FGCBICYWYOS5T0.75_300	0.75	5	0.26	1.0	0.9	1.4	16.5	480	500	1000
FGCBICYWYOS6T0.75_300	0.75	6	0.26	1.1	0.9	1.5	18.0	560	580	1000
FGCBICYWYOS8T0.75_300	0.75	8	0.26	1.1	0.9	1.5	19.6	660	680	1000
FGCBICYWYOS10T0.75_300	0.75	10	0.26	1.2	0.9	1.5	21.7	770	810	1000
FGCBICYWYOS12T0.75_300	0.75	12	0.26	1.2	0.9	1.6	22.5	850	890	1000
FGCBICYWYOS14T0.75_300	0.75	14	0.26	1.1	1.25	1.6	24.1	1050	1100	1000
FGCBICYWYOS16T0.75_300	0.75	16	0.26	1.2	1.25	1.6	25.1	1150	1200	1000
FGCBICYWYOS19T0.75_300	0.75	19	0.26	1.3	1.25	1.6	26.4	1170	1330	1000
FGCBICYWYOS20T0.75_300	0.75	20	0.26	1.3	1.25	1.7	27.8	1360	1410	1000
FGCBICYWYOS24T0.75_300	0.75	24	0.26	1.4	1.25	1.7	30.4	1560	1640	1000
FGCBICYWYOS30T0.75_300	0.75	30	0.26	1.4	1.25	1.8	32.0	1780	1880	500/1000
FGCBICYWYOS37T0.75_300	0.75	37	0.26	1.5	1.25	1.8	34.3	2060	2180	500/1000
FGCBICYWYOS1T1_300	1.0	1	0.26	0.9	0.9	1.3	10.9	235	140	1000
FGCBICYWYOS2T1_300	1.0	2	0.16	0.9	0.9	0.4	14.6	370	380	1000
FGCBICYWYOS4T1_300	1.0	4	0.26	1.0	0.9	1.4	16.3	485	500	1000
FGCBICYWYOS5T1_300	1.0	5	0.26	1.0	0.9	1.5	17.6	560	570	1000
FGCBICYWYOS6T1_300	1.0	6	0.26	1.1	0.9	1.5	18.9	630	650	1000
FGCBICYWYOS8T1_300	1.0	8	0.26	1.1	0.9	1.5	20.7	750	780	1000
FGCBICYWYOS10T1_300	1.0	10	0.26	1.2	0.9	1.6	23.2	900	940	1000
FGCBICYWYOS12T1_300	1.0	12	0.26	1.2	1.25	1.6	24.6	1110	1150	1000
FGCBICYWYOS14T1_300	1.0	14	0.26	1.3	1.25	1.6	25.7	1230	1280	1000
FGCBICYWYOS16T1_300	1.0	16	0.26	1.3	1.25	1.7	27.1	1350	1410	1000
FGCBICYWYOS19T1_300	1.0	19	0.16	1.3	1.25	1.7	18.2	1500	1560	1000
FGCBICYWYOS20T1_300	1.0	20	0.16	1.4	1.25	1.7	29.7	1590	1660	1000
FGCBICYWYOS24T1_300	1.0	24	0.16	1.4	1.25	1.8	32.5	1830	1910	500/1000
FGCBICYWYOS30T1_300	1.0	30	0.16	1.5	1.25	1.8	34.3	2110	2210	500/1000
FGCBICYWYOS37T1_300	1.0	37	0.26	1.6	1.25	1.9	37.0	2470	2600	500
FGCBICYWYOS1T1_300	1.0	1	0.35	0.9	0.9	1.3	12.0	280	285	1000
FGCBICYWYOS1T1_300	1.0	1	0.35	1.0	0.9	1.4	16.5	455	465	1000
FGCBICYWYOS4T1_300	1.0	4	0.35	1.1	0.9	1.5	18.9	630	650	1000
FGCBICYWYOS5T1_300	1.0	5	0.30	1.1	0.9	1.5	20.3	720	750	1000
FGCBICYWYOS6T1.5_300	1.5	6	0.35	1.2	0.9	1.6	22.1	840	870	1000
FGCBICYWYOS8T1.5_300	1.5	8	0.35	1.3	1.25	1.6	25.2	1150	1190	1000
FGCBICYWYOS10T1.5_300	1.5	10	0.35	1.3	1.25	1.7	28.1	1350	1410	1000
FGCBICYWYOS12T1.5_300	1.5	12	0.35	1.4	1.25	1.7	29.1	1500	1560	1000
FGCBICYWYOS14T1.5_300	1.5	14	0.35	1.4	1.25	1.7	30.3	1640	1720	1000
FGCBICYWYOS16T1.5_300	1.5	16	0.35	1.5	1.25	1.8	32.1	1830	1910	500/1000
FGCBICYWYOS19T1.5_300	1.5	19	0.35	1.5	1.25	1.8	33.5	2030	2140	500/1000
FGCBICYWYOS20T1.5_300	1.5	20	0.35	1.5	1.25	1.8	35.1	2140	2250	500/1000
FGCBICYWYOS24T1.5_300	1.5	24	0.35	1.7	1.6	1.0	39.8	2760	2890	500
FGCBICYWYOS30T1.5_300	1.5	30	0.35	1.7	1.6	1.0	41.8	3140	3310	500
FGCBICYWYOS37T1.5_300	1.5	37	0.35	1.8	1.6	1.1	45.1	3670	3880	500

7. SVARN MULT-PAIR OVERALL & INDIVIDUAL SCREENED UNARMoured INSTRUMENTATION CABLE 300V AS PER EN50228

ITEM CODE	CROSS SECTIONAL AREA OF CONDUCTOR	NO.OF CORE	NOMINAL THICKNESS OF INSULATION	NOMINAL THICKNESS OF OUTER SHEATH	NOMINAL OVERALL DIAMETER	APPROX. WEIGHT- PE INSULATION	APPROX. WEIGHT-PVC INSULATION	DRUM LENGTH WITH 35%
	MM ²		MM	MM	MM	KG/KM	KG/KM	
FGCBICYISOS2P0.5_300	0.5	2	0.26	0.9	8.6	79	83	1000
FGCBICYISOS4P0.5_300	0.5	4	0.26	1.0	10.2	130	135	1000
FGCBICYISOS5P0.5_300	0.5	5	0.26	1.0	11.1	155	165	1000
FGCBICYISOS6P0.5_300	0.5	6	0.26	1.0	12.1	180	190	1000
FGCBICYISOS8P0.5_300	0.5	8	0.26	1.1	13.8	230	245	1000
FGCBICYISOS10P0.5_300	0.5	10	0.26	1.1	15.6	280	300	1000
FGCBICYISOS12P0.5_300	0.5	12	0.26	1.2	16.3	330	350	1000
FGCBICYISOS16P0.5_300	0.5	16	0.26	1.1	18.1	420	445	1000
FGCBICYISOS18P0.5_300	0.5	18	0.26	1.3	19.2	470	500	1000
FGCBICYISOS19P0.5_300	0.5	19	0.26	1.3	19.2	490	530	1000
FGCBICYISOS20P0.5_300	0.5	20	0.26	1.3	20.3	520	550	1000
FGCBICYISOS24P0.5_300	0.5	24	0.26	1.4	12.7	620	660	1000
FGCBICYISOS30P0.5_300	0.5	30	0.26	1.4	24.1	750	800	1000
FGCBICYISOS37P0.5_300	0.5	37	0.26	1.5	26.2	910	980	500/1000
FGCBICYISOS2P0.75_300	0.75	2	0.26	1.0	9.5	98	100	1000
FGCBICYISOS4P0.75_300	0.75	4	0.26	1.0	11.1	155	165	1000
FGCBICYISOS5P0.75_300	0.75	5	0.26	1.0	12.1	185	195	1000
FGCBICYISOS6P0.75_300	0.75	6	0.26	1.1	13.4	225	235	1000
FGCBICYISOS8P0.75_300	0.75	8	0.26	1.1	15.0	280	300	1000
FGCBICYISOS10P0.75_300	0.75	10	0.26	1.2	17.3	350	370	1000
FGCBICYISOS12P0.75_300	0.75	12	0.26	1.2	17.8	405	430	1000
FGCBICYISOS16P0.75_300	0.75	16	0.26	1.3	20.0	520	560	1000
FGCBICYISOS18P0.75_300	0.75	18	0.26	1.3	21.1	580	610	1000
FGCBICYISOS19P0.75_300	0.75	19	0.26	1.3	21.1	610	650	1000
FGCBICYISOS20P0.75_300	0.75	20	0.26	1.4	22.5	650	690	1000
FGCBICYISOS24P0.75_300	0.75	24	0.26	1.4	25.0	770	820	1000
FGCBICYISOS30P0.73_300	0.73	30	0.26	1.5	16.7	940	1000	500/1000
FGCBICYISOS37P0.75_300	0.75	37	0.26	1.6	19.0	1140	1220	500/1000
FGCBICYISOS2P1_300	1.0	2	0.26	1.0	10.2	110	115	1000
FGCBICYISOS4P1_300	1.0	4	0.26	1.0	11.9	180	190	1000
FGCBICYISOS5P1_300	1.0	5	0.26	1.1	13.2	225	235	1000
FGCBICYISOS6P1_300	1.0	6	0.26	1.1	14.4	260	275	1000
FGCBICYISOS8P1_300	1.0	8	0.26	1.2	16.3	340	360	1000
FGCBICYISOS10P1_300	1.0	10	0.26	1.2	18.5	415	435	1000
FGCBICYISOS12P1_300	1.0	12	0.26	1.3	19.4	485	510	1000
FGCBICYISOS16P1_300	1.0	16	0.26	1.3	21.5	610	660	1000
FGCBICYISOS18P1_300	1.0	18	0.26	1.4	22.9	700	740	1000
FGCBICYISOS19P1_300	1.0	19	0.26	1.4	22.9	730	780	1000
FGCBICYISOS20P1_300	1.0	20	0.26	1.4	24.2	770	810	1000
FGCBICYISOS24P1_300	1.0	24	0.26	1.5	27.1	920	980	500/1000
FGCBICYISOS30P1_300	1.0	30	0.26	1.5	28.7	1120	1190	500/1000
FGCBICYISOS37P1_300	1.0	37	0.26	1.6	31.3	1360	1450	500
FGCBICYISOS1P1.5_300	1.5	1	0.35	1.0	11.0	145	155	1000
FGCBICYISOS4P1.5_300	1.5	4	0.35	1.1	14.2	245	260	1000
FGCBICYISOS5P1.5_300	1.5	5	0.35	1.2	15.8	305	325	1000
FGCBICYISOS6P1.5_300	1.5	6	0.35	1.1	17.1	355	375	1000
FGCBICYISOS8P1.5_300	1.5	8	0.35	1.3	19.6	460	490	1000
FGCBICYISOS10P1.5_300	1.5	10	0.35	1.4	22.5	570	610	1000
FGCBICYISOS12P1.5_300	1.5	12	0.35	1.4	23.3	660	710	1000
FGCBICYISOS16P1.5_300	1.5	16	0.35	1.5	26.1	860	920	500/1000
FGCBICYISOS18P1.5_300	1.5	18	0.35	1.5	27.5	960	1030	500/1000
FGCBICYISOS19P1.5_300	1.5	19	0.35	1.5	27.5	1000	1070	500/1000
FGCBICYISOS20P1.5_300	1.5	20	0.35	1.6	29.4	1070	1140	500
FGCBICYISOS24P1.5_300	1.5	24	0.35	1.7	32.8	1280	1370	500
FGCBICYISOS30P1.5_300	1.5	30	0.35	1.8	35.0	1560	1680	500
FGCBICYISOS37P1.5_300	1.5	37	0.35	1.9	38.1	1900	2040	500

8. SVARN MULT-PAIR OVERALL & INDIVIDUAL SCREENED ARMoured INSTRUMENTATION CABLE 300V AS PER EN50228

ITEM CODE	CROSS SECTIONAL AREA OF CONDUCTOR	NO.OF PAIRS	NOMINAL THICKNESS OF INSULATION	NOMINAL THICKNESS OF INNER SHEATH	DIAMETER OF G.I. ARMOUR WIRE	NOMINAL THICKNESS OF OUTER SHEATH	NOMINAL OVERALL DIAMETER	APPROX. WEIGHT- PE INSULATION	APPROX. WEIGHT- PVC INSULATION	DRUM LENGTH WITH 5%
	MM ²		MM	MM	MM	MM	MM	KG/KM	KG/KM	M
FGCBICYWYISOS2P0.5_300	0.5	2	0.26	0.9	0.9	1.4	13.2	300	305	1000
FGCBICYWYISOS4P0.5_300	0.5	4	0.26	1.0	0.9	1.4	14.8	385	390	1000
FGCBICYWYISOS5P0.5_300	0.5	5	0.26	1	0.9	1.4	15.7	430	440	1000
FGCBICYWYISOS6P0.5_300	0.5	6	0.26	1.0	0.9	1.4	16.7	480	490	1000
FGCBICYWYISOS8P0.5_300	0.5	8	0.26	1.1	0.9	1.5	18.6	580	590	1000
FGCBICYWYISOS10P0.5_300	0.5	10	0.26	1.1	0.9	1.5	20.4	670	680	1000
FGCBICYWYISOS12P0.5_300	0.5	12	0.26	1.2	0.9	1.5	21.1	730	750	1000
FGCBICYWYISOS16P0.5_300	0.5	16	0.26	1.2	1.15	1.6	13.8	1000	1030	1000
FGCBICYWYISOS18P0.5_300	0.5	18	0.26	1.3	1.25	1.6	24.9	1080	1110	1000
FGCBICYWYISOS19P0.5_300	0.5	19	0.26	1.3	1.25	1.6	24.9	1100	1140	1000
FGCBICYWYISOS20P0.5_300	0.5	20	0.26	1.3	1.25	1.7	26.2	1170	1210	1000
FGCBICYWYISOS24P0.5_300	0.5	24	0.26	1.4	1.25	1.7	18.6	1340	1390	1000
FGCBICYWYISOS30P0.5_300	0.5	30	0.26	1.4	1.25	1.7	30.0	1510	1570	1000
FGCBICYWYISOS37P0.5_300	0.5	37	0.26	1.5	1.25	1.8	32.3	1760	1830	500/1000
FGCBICYWYISOS2P0.75_300	0.75	2	0.26	1.0	0.9	1.4	14.1	345	350	1000
FGCBICYWYISOS4P0.75_300	0.75	4	0.26	1.0	0.9	1.4	15.7	435	440	1000
FGCBICYWYISOS5P0.75_300	0.75	5	0.26	1.0	0.9	1.5	16.9	495	500	1000
FGCBICYWYISOS6P0.75_300	0.75	6	0.26	1.1	0.9	1.5	18.2	560	570	1000
FGCBICYWYISOS8P0.75_300	0.75	8	0.26	1.1	0.9	1.5	19.8	660	680	1000
FGCBICYWYISOS10P0.75_300	0.75	10	0.26	1.2	0.9	1.6	22.3	790	810	1000
FGCBICYWYISOS12P0.75_300	0.75	12	0.26	1.2	1.25	1.6	23.5	970	1000	1000
FGCBICYWYISOS16P0.75_300	0.75	16	0.26	1.3	1.25	1.7	25.9	1180	1210	1000
FGCBICYWYISOS18P0.75_300	0.75	18	0.26	1.3	1.25	1.7	27.0	1160	1300	1000
FGCBICYWYISOS19P0.75_300	0.75	19	0.26	1.3	1.25	1.7	27.0	1190	1330	1000
FGCBICYWYISOS20P0.75_300	0.75	20	0.26	1.4	1.25	1.7	28.4	1370	1410	1000
FGCBICYWYISOS24P0.75_300	0.75	24	0.26	1.4	1.25	1.8	31.1	1570	1630	1000
FGCBICYWYISOS30P0.73_300	0.73	30	0.26	1.5	1.25	1.8	31.8	1800	1870	500/1000
FGCBICYWYISOS37P0.75_300	0.75	37	0.26	1.6	1.25	1.9	34.3	2090	1170	500/1000
FGCBICYWYISOS2P1_300	1.0	2	0.26	1.0	0.9	1.4	14.8	365	370	1000
FGCBICYWYISOS4P1_300	1.0	4	0.26	1.0	0.9	1.4	16.5	475	485	1000
FGCBICYWYISOS5P1_300	1.0	5	0.26	1.1	0.9	1.5	18.0	560	570	1000
FGCBICYWYISOS6P1_300	1.0	6	0.26	1.1	0.9	1.5	19.2	610	640	1000
FGCBICYWYISOS8P1_300	1.0	8	0.26	1.2	0.9	1.5	21.1	740	760	1000
FGCBICYWYISOS10P1_300	1.0	10	0.26	1.2	1.25	1.6	24.2	1010	1030	1000
FGCBICYWYISOS12P1_300	1.0	12	0.26	1.3	1.25	1.6	25.1	1100	1130	1000
FGCBICYWYISOS16P1_300	1.0	16	0.26	1.3	1.25	1.7	27.4	1320	1350	1000
FGCBICYWYISOS18P1_300	1.0	18	0.26	1.4	1.25	1.7	28.8	1440	1480	1000
FGCBICYWYISOS19P1_300	1.0	19	0.26	1.4	1.25	1.7	28.8	1470	1510	1000
FGCBICYWYISOS20P1_300	1.0	20	0.26	1.4	1.25	1.7	30.1	1540	1790	1000
FGCBICYWYISOS24P1_300	1.0	24	0.26	1.5	1.25	1.8	33.2	1790	1850	500/1000
FGCBICYWYISOS30P1_300	1.0	30	0.26	1.5	1.25	1.8	34.8	2040	2110	500/1000
FGCBICYWYISOS37P1_300	1.0	37	0.26	1.6	1.6	1.9	38.3	2590	2670	500
FGCBICYWYISOS1P1.5_300	1.5	1	0.35	1.0	0.9	1.5	16.8	450	460	1000
FGCBICYWYISOS4P1.5_300	1.5	4	0.35	1.1	0.9	1.5	19.0	600	620	1000
FGCBICYWYISOS5P1.5_300	1.5	5	0.35	1.2	0.9	1.5	20.6	700	720	1000
FGCBICYWYISOS6P1.5_300	1.5	6	0.35	1.1	1.25	1.6	21.9	910	930	1000
FGCBICYWYISOS8P1.5_300	1.5	8	0.35	1.3	1.25	1.7	25.5	1100	1130	1000
FGCBICYWYISOS10P1.5_300	1.5	10	0.35	1.4	1.25	1.7	28.4	1300	1330	1000
FGCBICYWYISOS12P1.5_300	1.5	12	0.35	1.4	1.25	1.7	29.2	1410	1460	1000
FGCBICYWYISOS16P1.5_300	1.5	16	0.35	1.5	1.25	1.8	31.1	1700	1760	500/1000
FGCBICYWYISOS18P1.5_300	1.5	18	0.35	1.5	1.25	1.8	33.6	1840	1910	500/1000
FGCBICYWYISOS19P1.5_300	1.5	19	0.35	1.5	1.25	1.8	33.6	1880	1950	500/1000
FGCBICYWYISOS20P1.5_300	1.5	20	0.35	1.6	1.6	1.9	36.4	2230	2300	500
FGCBICYWYISOS24P1.5_300	1.5	24	0.35	1.7	1.6	2.0	40.0	2570	2660	500
FGCBICYWYISOS30P1.5_300	1.5	30	0.35	1.8	1.6	2.0	41.1	2950	3060	500
FGCBICYWYISOS37P1.5_300	1.5	37	0.35	1.9	1.6	2.1	45.5	3420	3560	500

9. SVARN MULT-TRIAD OVERALL & INDIVIDUAL SCREENED ARMoured INSTRUMENTATION CABLE 300V AS PER EN50228

ITEM CODE	CROSS SECTIONAL AREA OF CONDUCTOR	NO.OF TRIADS	NOMINAL THICKNESS OF INSULATION	NOMINAL THICKNESS OF INNER SHEATH	DIAMETER OF G.I. ARMOUR WIRE	NOMINAL THICKNESS OF OUTER SHEATH	NOMINAL OVERALL DIAMETER	APPROX. WEIGHT- PE INSULATION	APPROX. WEIGHT- PVC INSULATION	DRUM LENGTH WITH 5%
	MM ²		MM	MM	MM	MM	MM	KG/KM	KG/KM	M
FGCBICYWYISOS2T0.5_300	0.5	2	0.26	1.0	0.9	1.4	14.3	345	350	1000
FGCBICYWYISOS4T0.5_300	0.5	4	0.26	1.0	0.9	1.4	15.8	445	455	1000
FGCBICYWYISOS5T0.5_300	0.5	5	0.26	1.0	0.9	1.4	16.9	495	510	1000
FGCBICYWYISOS6T0.5_300	0.5	6	0.26	1.1	0.9	1.5	18.4	570	580	1000
FGCBICYWYISOS8T0.5_300	0.5	8	0.26	1.1	0.9	1.5	20.1	670	690	1000
FGCBICYWYISOS10T0.5_300	0.5	10	0.26	1.2	0.9	1.6	22.5	800	850	1000
FGCBICYWYISOS12T0.5_300	0.5	12	0.26	1.2	1.25	1.6	23.8	1000	1030	1000
FGCBICYWYISOS14T0.5_300	0.5	14	0.16	1.3	1.25	1.6	24.9	1090	1130	1000
FGCBICYWYISOS16T0.5_300	0.5	16	0.16	1.3	1.25	1.7	26.2	1190	1140	1000
FGCBICYWYISOS19T0.5_300	0.5	19	0.26	1.3	1.25	1.7	27.3	1320	1370	1000
FGCBICYWYISOS20T0.5_300	0.5	20	0.26	1.4	1.25	1.7	28.8	1400	1460	1000
FGCBICYWYISOS24T0.5_300	0.5	24	0.16	1.4	1.25	1.8	31.4	1610	1680	500/1000
FGCBICYWYISOS30T0.5_300	0.5	30	0.16	1.5	1.25	1.8	33.1	1830	1920	500/1000
FGCBICYWYISOS37T0.5_300	0.5	37	0.26	1.6	1.25	1.9	35.8	2130	2230	500/1000
FGCBICYWYISOS2T0.75_300	0.75	2	0.26	1.0	0.9	1.4	15.1	385	390	1000
FGCBICYWYISOS4T0.75_300	0.75	4	0.16	1.0	0.9	1.5	17.1	510	520	1000
FGCBICYWYISOS5T0.75_300	0.75	5	0.26	1.1	0.9	1.5	18.4	580	600	1000
FGCBICYWYISOS6T0.75_300	0.75	6	0.26	1.1	0.9	1.5	19.7	650	670	1000
FGCBICYWYISOS8T0.75_300	0.75	8	0.26	1.2	0.9	1.6	22.0	800	820	1000
FGCBICYWYISOS10T0.75_300	0.75	10	0.26	1.3	1.15	1.6	25.1	1080	11CO	1000
FGCBICYWYISOS12T0.75_300	0.75	12	0.26	1.3	1.25	1.7	26.0	1180	1220	1000
FGCBICYWYISOS14T0.75_300	0.75	14	0.26	1.3	1.25	1.7	27.0	1290	1330	1000
FGCBICYWYISOS16T0.75_300	0.75	16	0.26	1.4	1.25	1.7	28.4	1410	1460	1000
FGCBICYWYISOS19T0.75_300	0.75	19	0.26	1.4	1.25	1.7	29.7	1560	1610	1000
FGCBICYWYISOS20T0.75_300	0.75	20	0.26	1.4	1.25	1.8	31.3	1650	1710	500/1000
FGCBICYWYISOS24T0.75_300	0.75	24	0.26	1.5	1.25	1.8	34.2	1920	2000	500/1000
FGCBICYWYISOS30T0.75_300	0.75	30	0.26	1.6	1.6	1.9	37.0	2420	2520	500
FGCBICYWYISOS37T0.75_300	0.75	37	0.26	1.7	1.6	2.0	39.9	2800	2910	500
FGCBICYWYISOS2T1_300	1.0	2	0.26	1.0	0.9	1.4	15.8	425	430	1000
FGCBICYWYISOS4T1_300	1.0	4	0.26	1.1	0.9	1.5	18.1	580	590	1000
FGCBICYWYISOS5T1_300	1.0	5	0.26	1.1	0.9	1.5	19.4	650	670	1000
FGCBICYWYISOS6T1_300	1.0	6	0.26	1.1	0.9	1.5	21.0	750	770	1000
FGCBICYWYISOS8T1_300	1.0	8	0.26	1.2	1.25	1.6	23.9	1020	1050	1000
FGCBICYWYISOS10T1_300	1.0	10	0.26	1.3	1.25	1.7	26.8	1230	1260	1000
FGCBICYWYISOS12T1_300	1.0	12	0.26	1.3	1.25	1.7	27.5	1330	1370	1000
FGCBICYWYISOS14T1_300	1.0	14	0.26	1.4	1.25	1.7	28.8	1470	1520	1000
FGCBICYWYISOS16T1_300	1.0	16	0.26	1.4	1.25	1.7	30.1	1600	1660	1000
FGCBICYWYISOS19T1_300	1.0	19	0.26	1.5	1.25	1.8	31.9	1810	1880	500/1000
FGCBICYWYISOS20T1_300	1.0	20	0.26	1.5	1.25	1.8	33.4	1910	1980	500/1000
FGCBICYWYISOS24T1_300	1.0	24	0.26	1.6	1.6	1.9	37.5	1440	2520	500
FGCBICYWYISOS30T1_300	1.0	30	0.26	1.7	1.6	2.0	39.7	2800	2910	500
FGCBICYWYISOS37T1_300	1.0	37	0.26	1.7	1.6	2.0	42.4	3210	3340	500
FGCBICYWYISOS14T1.5_300	1.5	1	0.35	1.1	0.9	1.5	18.3	530	540	1000
FGCBICYWYISOS4T1.5_300	1.5	4	0.35	1.2	0.9	1.5	20.8	730	750	1000
FGCBICYWYISOS5T1.5_300	1.5	5	0.35	1.2	1.25	1.6	23.2	970	1000	1000
FGCBICYWYISOS6T1.5_300	1.5	6	0.35	1.3	1.25	1.6	25.1	1090	1120	1000
FGCBICYWYISOS8T1.5_300	1.5	8	0.35	1.4	1.25	1.7	28.5	1330	1380	1000
FGCBICYWYISOS10T1.5_300	1.5	10	0.35	1.5	1.25	1.8	31.4	1600	1650	500/1000
FGCBICYWYISOS12T1.5_300	1.5	12	0.35	1.5	1.25	1.8	32.3	1750	1820	500/1000
FGCBICYWYISOS14T1.5_300	1.5	14	0.35	1.5	1.25	1.8	33.7	1920	2000	500/1000
FGCBICYWYISOS16T1.5_300	1.5	16	0.35	1.6	1.6	1.9	36.4	2330	2420	500
FGCBICYWYISOS19T1.5_300	1.5	19	0.35	1.6	1.6	1.9	38.0	2590	2690	500
FGCBICYWYISOS20T1.5_300	1.5	20	0.35	1.7	1.6	2.0	40.3	2770	2880	500
FGCBICYWYISOS24T1.5_300	1.5	24	0.35	1.8	1.6	2.1	44.4	3210	3340	500
FGCBICYWYISOS30T1.5_300	1.5	30	0.35	1.9	1.6	2.1	46.8	3700	3860	500
FGCBICYWYISOS37T1.5_300	1.5	37	0.35	1.0	2.0	2.2	51.3	4650	4850	500

10. SVARN MULT-TRIAD OVERALL & INDIVIDUAL SCREENED UNARMoured INSTRUMENTATION CABLE 300V AS PER EN50228

ITEM CODE	CROSS SECTIONAL AREA OF CONDUCTOR	NO.OF CORE	NOMINAL THICKNESS OF INSULATION	NOMINAL THICKNESS OF OUTER SHEATH	NOMINAL OVERALL DIAMETER	APPROX. WEIGHT- PE INSULATION	APPROX. WEIGHT-PVC INSULATION	DRUM LENGTH WITH 35%
	MM ²		MM	MM	MM	KG/KM	KG/KM	
FGCBICYISOS2T0.5_300	0.5	2	0.26	1.0	9.7	100	105	1000
FGCBICYISOS4T0.5_300	0.5	4	0.26	1.0	11.2	160	170	1000
FGCBICYISOS5T0.5_300	0.5	5	0.26	1.0	12.3	190	205	1000
FGCBICYISOS6T0.5_300	0.5	6	0.26	1.1	13.6	210	245	1000
FGCBICYISOS8T0.5_300	0.5	8	0.26	1.1	15.3	290	310	1000
FGCBICYISOS10T0.5_300	0.5	10	0.26	1.2	17.5	360	390	1000
FGCBICYISOS12T0.5_300	0.5	12	0.26	1.2	18.1	415	450	1000
FGCBICYISOS14T0.5_300	0.5	14	0.16	1.3	19.2	480	520	1000
FGCBICYISOS16T0.5_300	0.5	16	0.16	1.3	20.3	540	580	1000
FGCBICYISOS19T0.5_300	0.5	19	0.26	1.3	21.4	620	680	1000
FGCBICYISOS20T0.5_300	0.5	20	0.26	1.4	22.9	670	720	1000
FGCBICYISOS24T0.5_300	0.5	24	0.16	1.4	15.3	790	850	500/1000
FGCBICYISOS30T0.5_300	0.5	30	0.16	1.5	27.1	960	1050	500/1000
FGCBICYISOS37T0.5_300	0.5	37	0.26	1.6	29.5	1170	1280	500/1000
FGCBICYISOS2T0.75_300	0.75	2	0.26	1.0	10.5	120	125	1000
FGCBICYISOS4T0.75_300	0.75	4	0.16	1.0	1.3	195	110	1000
FGCBICYISOS5T0.75_300	0.75	5	0.26	1.1	1.6	245	260	1000
FGCBICYISOS6T0.75_300	0.75	6	0.26	1.1	14.9	285	305	1000
FGCBICYISOS8T0.75_300	0.75	8	0.26	1.2	17.0	370	395	1000
FGCBICYISOS10T0.75_300	0.75	10	0.26	1.3	19.4	460	490	1000
FGCBICYISOS12T0.75_300	0.75	12	0.26	1.3	20.1	530	570	1000
FGCBICYISOS14T0.75_300	0.75	14	0.26	1.3	21.1	610	650	1000
FGCBICYISOS16T0.75_300	0.75	16	0.26	1.4	22.5	690	740	1000
FGCBICYISOS19T0.75_300	0.75	19	0.26	1.4	23.8	800	860	1000
FGCBICYISOS20T0.75_300	0.75	20	0.26	1.4	25.2	840	910	500/1000
FGCBICYISOS24T0.75_300	0.75	24	0.26	1.5	28.1	1010	1090	500/1000
FGCBICYISOS30T0.75_300	0.75	30	0.26	1.6	30.0	1240	1330	500
FGCBICYISOS37T0.75_300	0.75	37	0.26	1.7	32.7	1510	1630	500
FGCBICYISOS2T1_300	1.0	2	0.26	1.0	11.1	140	150	1000
FGCBICYISOS4T1_300	1.0	4	0.26	1.1	13.3	240	255	1000
FGCBICYISOS5T1_300	1.0	5	0.26	1.1	14.6	290	305	1000
FGCBICYISOS6T1_300	1.0	6	0.26	1.1	16.1	345	365	1000
FGCBICYISOS8T1_300	1.0	8	0.26	1.2	18.	440	470	1000
FGCBICYISOS10T1_300	1.0	10	0.26	1.3	20.9	550	590	1000
FGCBICYISOS12T1_300	1.0	12	0.26	1.3	21.6	640	680	1000
FGCBICYISOS14T1_300	1.0	14	0.26	1.4	22.9	740	790	1000
FGCBICYISOS16T1_300	1.0	16	0.26	1.4	24.2	830	890	1000
FGCBICYISOS19T1_300	1.0	19	0.26	1.5	25.8	980	1050	500/1000
FGCBICYISOS20T1_300	1.0	20	0.26	1.5	17.3	1030	1100	500/1000
FGCBICYISOS24T1_300	1.0	24	0.26	1.6	30.5	1230	1320	500
FGCBICYISOS30T1_300	1.0	30	0.26	1.7	32.5	1510	1620	500
FGCBICYISOS37T1_300	1.0	37	0.26	1.7	35.2	1830	1960	500
FGCBICYISOS1T1.5_300	1.5	1	0.35	1.1	13.5	195	205	1000
FGCBICYISOS4T1.5_300	1.5	4	0.35	1.2	16.0	330	355	1000
FGCBICYISOS5T1.5_300	1.5	5	0.35	1.2	17.5	400	430	1000
FGCBICYISOS6T1.5_300	1.5	6	0.35	1.3	19.4	480	510	1000
FGCBICYISOS8T1.5_300	1.5	8	0.35	1.4	12.1	620	670	1000
FGCBICYISOS10T1.5_300	1.5	10	0.35	1.5	25.3	780	830	500/1000
FGCBICYISOS12T1.5_300	1.5	12	0.35	1.5	26.2	900	970	500/1000
FGCBICYISOS14T1.5_300	1.5	14	0.35	1.5	27.6	1030	1110	500/1000
FGCBICYISOS16T1.5_300	1.5	16	0.35	1.6	29.4	1170	1260	500
FGCBICYISOS19T1.5_300	1.5	19	0.35	1.6	31.0	1360	1470	500
FGCBICYISOS20T1.5_300	1.5	20	0.35	1.7	33.1	1450	1560	500
FGCBICYISOS24T1.5_300	1.5	24	0.35	1.8	37.0	1740	1870	500
FGCBICYISOS30T1.5_300	1.5	30	0.35	1.9	39.	2130	2300	500
FGCBICYISOS37T1.5_300	1.5	37	0.35	2.0	42.9	2590	2800	500

11. SVARN SINGLE & MULTI-PAIR OVERALL SCREENED ARMoured INSTRUMENTATION CABLE 500V AS PER EN50228


ITEM CODE	CROSS SECTIONAL AREA OF CONDUCTOR	NO.OF TRIADS	NOMINAL THICKNESS OF INSULATION	NOMINAL THICKNESS OF INNER SHEATH	DIAMETER OF G.I. ARMOUR WIRE	NOMINAL THICKNESS OF OUTER SHEATH	NOMINAL OVERALL DIAMETER	APPROX. WEIGHT- PE INSULATION	APPROX. WEIGHT- PVC INSULATION	DRUM LENGTH WITH 5%
FGCBICYWYOS18P1_500	1.0	18	0.44	1.4	1.25	1.7	29.4	1360	1430	1000
FGCBICYWYOS19P1_500	1.0	19	0.44	1.4	1.25	1.7	29.4	1390	1460	1000
FGCBICYWYOS20P1_500	1.0	20	0.44	1.4	1.25	1.8	30.9	1480	1560	1000
FGCBICYWYOS24P1_500	1.0	24	0.44	1.5	1.25	1.8	33.8	1700	1790	500/1000
FGCBICYWYOS30P1_500	1.0	30	0.44	1.6	1.25	1.9	35.9	1950	2070	500/1000
FGCBICYWYOS37P1_500	1.0	37	0.44	1.6	1.6	1.9	39	2420	2570	500
FGCBICYWYOS1P1.5_500	1.5	1	0.44	0.9	0.9	1.3	12.0	265	270	1000
FGCBICYWYOS2P1.5_500	1.5	2	0.44	1.0	0.9	1.4	16.0	415	420	1000
FGCBICYWYOS4P1.5_500	1.5	4	0.44	1.1	0.9	1.5	18.5	550	570	1000
FGCBICYWYOSSP1.5_500	1.5	S	0.44	1.1	0.9	1.5	19.6	630	650	1000
FGCBICYWYOS6P1.5_500	1.5	6	0.44	1.2	0.9	1.5	21.2	710	740	1000
FGCBICYWYOS8P1.5_500	1.5	8	0.44	1.2	1.25	1.6	24.1	970	010	1000
FGCBICYWYOS10P1.5_500	1.5	10	0.44	1.3	1.25	1.7	27.0	1170	1210	1000
FGCBICYWYOS12P1.5_500	1.5	12	0.44	1.3	1.25	1.7	27.8	1270	1320	1000
FGCBICYWYOS16P1.5_500	1.5	16	0.44	1.4	1.25	1.8	30.6	1520	1600	1000
FGCBICYWYOS18P1.5_500	1.5	18	0.44	1.5	1.25	1.8	32.2	1660	1740	500/1000
FGCBICYWYOS19P1.5_500	1.5	19	0.44	1.5	1.25	1.8	32.2	1690	1780	500/1000
FGCBICYWYOS20P1.5_500	1.5	20	0.44	1.5	1.25	1.8	33.7	1790	1890	500/1000
FGCBICYWYOS24P1.5_500	1.5	24	0.44	1.6	1.6	1.9	37.9	2280	2400	500
FGCBICYWYOS30P1.5_500	1.5	30	0.44	1.7	1.6	2.0	40.2	2630	2770	500
FGCBICYWYOS37P1.5_500	1.5	37	0.44	1.8	1.6	2.0	43.1	3010	3180	500
FGCBICYWYOS1P2.5_500	2.5	1	0.53	1.0	0.9	1.4	13.6	330	340	1000
FGCBICYWYOS2P2.5_500	2.5	2	0.53	1.1	0.9	1.5	18.4	520	540	1000
FGCBICYWYOS4P2.5_500	2.5	4	0.53	1.2	0.9	1.6	21.1	730	750	1000
FGCBICYWYOS5P2.5_500	2.5	5	0.53	1.2	1.25	1.6	23.4	950	980	1000
FGCBICYWYOS6P2.5_500	2.5	6	0.53	1.3	1.25	1.7	25.5	1090	1130	1000
FGCBICYWYOS8P2.5_500	2.5	8	0.53	1.4	1.25	1.7	28.2	1300	1750	1000
FGCBICYWYOS10P2.5_500	2.5	10	0.53	1.5	1.25	1.8	31.6	1560	1620	500/1000
FGCBICYWYOS12P2.5_500	2.5	12	0.53	1.5	1.25	1.8	32.5	1700	1780	500/1000
FGCBICYWYOS16P2.5_500	2.5	16	0.53	1.6	1.6	1.9	36.6	2270	2370	500
FGCBICYWYOS18P2.5_500	2.5	18	0.53	1.7	1.6	2.0	38.7	2490	610	500
FGCBICYWYOS19P2.5_500	2.5	19	0.53	1.7	1.6	2.0	38.7	2540	2670	500
FGCBICYWYOS20P2.5_500	2.5	20	0.53	1.7	1.6	2.0	40.6	2680	2820	500
FGCBICYWYOS24P2.5_500	2.5	24	0.53	1.9	1.6	2.1	44.9	3150	3310	500
FGCBICYWYOS30P2.5_500	2.5	30	0.53	1.9	1.6	2.2	47.4	3610	3810	500
FGCBICYWYOS37P2.5_500	2.5	37	0.53	2.1	2.0	2.3	52.1	4570	4810	500

12. SVARN SINGLE & MULTI-PAIR OVERALL SCREENED UNARMoured INSTRUMENTATION CABLE 500V AS PER EN50228

ITEM CODE	CROSS SECTIONAL AREA OF CONDUCTOR	NO.OF CORE	NOMINAL THICKNESS OF INSULATION	NOMINAL THICKNESS OF OUTER SHEATH	NOMINAL OVERALL DIAMETER	APPROX. WEIGHT- PE INSULATION	APPROX. WEIGHT-PVC INSULATION	DRUM LENGTH WITH 35%
	MM ²		MM	MM	MM	KG/KM	KG/KM	
FGCBICYWYOS18P1_500	1.0	18	0.44	1.4	23.5	610	680	1000
FGCBICYWYOS19P1_500	1.0	19	0.44	1.4	23.5	640	710	1000
FGCBICYWYOS20P1_500	1.0	20	0.44	1.4	24.8	670	750	1000
FGCBICYWYOS24P1_500	1.0	24	0.44	1.5	27.7	800	900	500/1000
FGCBICYWYOS30P1_500	1.0	30	0.44	1.6	29.6	980	1100	500/1000
FGCBICYWYOS37P1_500	1.0	37	0.44	1.6	32	1170	1320	500
FGCBICYWYOS1P1.5_500	1.5	1	0.44	0.9	7.6	71	76	1000
FGCBICYWYOS2P1.5_500	1.5	2	0.44	1.0	11.4	130	135	1000
FGCBICYWYOS4P1.5_500	1.5	4	0.44	1.1	13.5	215	235	1000
FGCBICYWYOSSP1.5_500	1.5	S	0.44	1.1	14.8	255	280	1000
FGCBICYWYOS6P1.5_500	1.5	6	0.44	1.2	16.4	305	340	1000
FGCBICYWYOS8P1.5_500	1.5	8	0.44	1.2	18.4	390	425	1000
FGCBICYWYOS10P1.5_500	1.5	10	0.44	1.3	21.1	485	530	1000
FGCBICYWYOS12P1.5_500	1.5	12	0.44	1.3	21.9	560	620	1000
FGCBICYWYOS16P1.5_500	1.5	16	0.44	1.4	24.5	730	800	1000
FGCBICYWYOS18P1.5_500	1.5	18	0.44	1.5	26.1	820	900	500/1000
FGCBICYWYOS19P1.5_500	1.5	19	0.44	1.5	26.1	850	940	500/1000
FGCBICYWYOS20P1.5_500	1.5	20	0.44	1.5	27.6	900	990	500/1000
FGCBICYWYOS24P1.5_500	1.5	24	0.44	1.6	30.9	1080	1190	500
FGCBICYWYOS30P1.5_500	1.5	30	0.44	1.7	33.0	1320	1460	500
FGCBICYWYOS37P1.5_500	1.5	37	0.44	1.8	35.9	1600	1770	500
FGCBICYWYOS1P2.5_500	2.5	1	0.53	1.0	9.0	100	105	1000
FGCBICYWYOS2P2.5_500	2.5	2	0.53	1.1	13.6	185	200	1000
FGCBICYWYOS4P2.5_500	2.5	4	0.53	1.2	16.1	215	340	1000
FGCBICYWYOS5P2.5_500	2.5	5	0.53	1.2	17.7	380	415	1000
FGCBICYWYOS6P2.5_500	2.5	6	0.53	1.3	19.6	415	495	1000
FGCBICYWYOS8P2.5_500	2.5	8	0.53	1.4	22.3	590	640	1000
FGCBICYWYOS10P2.5_500	2.5	10	0.53	1.5	25.5	730	800	500/1000
FGCBICYWYOS12P2.5_500	2.5	12	0.53	1.5	26.4	850	930	500/1000
FGCBICYWYOS16P2.5_500	2.5	16	0.53	1.6	29.6	1100	1210	500
FGCBICYWYOS18P2.5_500	2.5	18	0.53	1.7	31.5	1240	1360	500
FGCBICYWYOS19P2.5_500	2.5	19	0.53	1.7	31.5	1300	1420	500
FGCBICYWYOS20P2.5_500	2.5	20	0.53	1.7	33.4	1370	1500	500
FGCBICYWYOS24P2.5_500	2.5	24	0.53	1.9	37.5	1650	1810	500
FGCBICYWYOS30P2.5_500	2.5	30	0.53	1.9	39.8	2000	2200	500
FGCBICYWYOS37P2.5_500	2.5	37	0.53	2.1	43.5	2460	2700	500

EN 50288-7-RE-2X(ST)H LSZH 300V CABLE

Svarn EN 50288-7-RE-2X (st)H LSZH cables are designed to connect electrical instrument circuits and provide communication services in and around process plants of industries and machineries. Not suitable for direct burial applications. For installations where fire, smoke emissions and toxic fumes create a potential risk to life and equipment..



CABLE STRUCTURE

- Annealed Stranded Bare Copper Conductor
- Extruded XLPE Insulation
- Aluminium/ PE Tape Collective Screening
- Extruded LSZH Outer Sheath

TECHNICAL DATA

- Nominal Voltage : 300 Volts
- Test Voltage : 750 Volts For Power cable
- Temperature Range : -40°C to +80°C
- Bending radius : 6X Cable Dia.

FEATURES

- UV Resistant
- Flame Retardant
- Suitable For Direct Burial/ Underground Installation
- Oil Resistant
- ROHS Compliant
- Low Smoke Zero Halogen
- Highly Flexible


TECHNICAL SPECIFICATION

- EN 50288-7, EN 50288-1, EN 60228, HD383
- Flame Retardant to: IEC/EN 60332-1-2, IEC/EN 60332-3-24
- Low Smoke Halogen Free to: IEC/EN 60754-1/2, IEC/EN 61034-1/2,
- UV Resistant to UL 1581-1200

ITEM CODE	SIZE	NO. OF PAIRS OR TRIPLET	NOMINAL OVERALL DIA.	NOMINAL BENDING RADIUS	MAXIMUM DC RESISTANCE AT 20°C	
	(Mm ²)		(MM)	(MM)	CLASS 2	CLASS 5
FGCBICLSZH1P0.5	0.5	1P	4.7	28.2	36.36	39.39
FGCBICLSZH1P0.75	0.75	1P	4.7	28.2	24.8	26.8
FGCBICLSZH1P1.0	1.0	1P	5.1	30.6	18.3	19.7
FGCBICLSZH1P1.5	1.5	1P	6.5	39	12.42	13.43
FGCBICLSZH1T0.5	0.5	1T	4.9	29.4	36.36	39.39
FGCBICLSZH1T0.75	0.75	1T	5.5	33	24.8	26.8
FGCBICLSZH1T1.0	1.0	1T	5.4	32.4	18.3	19.7
FGCBICLSZH1T1.5	1.5	1T	6.8	40.8	12.42	13.43
FGCBICLSZH5P0.5	0.5	5P	8.7	52.2	36.36	39.39
FGCBICLSZH5P0.75	0.75	5P	9.9	59.4	24.8	26.8
FGCBICLSZH5P1.0	1.0	5P	9.6	57.6	18.3	19.7
FGCBICLSZH5P1.5	1.5	5P	12.7	76.2	12.42	13.43
FGCBICLSZH10P0.5	0.5	10P	12	72	36.36	39.39
FGCBICLSZH10P0.75	0.75	10P	13.8	82.8	24.8	26.8
FGCBICLSZH10P1.0	1.0	10P	13.5	81	18.3	19.7
FGCBICLSZH10P1.5	1.5	10P	18	108	12.42	13.43
FGCBICLSZH15P0.5	0.5	15P	13.9	83.4	36.36	39.39
FGCBICLSZH15P0.75	0.75	15P	16	96	24.8	26.8
FGCBICLSZH15P1.0	1.0	15P	15.6	93.6	18.3	19.7
FGCBICLSZH15P1.5	1.5	15P	20.9	125.4	12.42	13.43
FGCBICLSZH20P0.5	0.5	20P	15.6	93.6	36.36	39.39
FGCBICLSZH20P0.75	0.75	20P	18	108	24.8	26.8
FGCBICLSZH20P1.0	1.0	20P	17.5	105	18.3	19.7
FGCBICLSZH20P1.5	1.5	20P	23.6	141.6	12.42	13.43

EN 50288-7-RE-2X(ST)H SWAH LSZH 300V CABLE

Svarn EN 50288-7-RE-2X (st)H SWAH LSZH cables are designed to connect electrical instrument circuits and provide communication services in and around process plants of industries and machineries. Not suitable for direct burial applications. These cables are used for installations where fire, smoke emissions and toxic fumes create a potential risk to life and equipment.



CABLE STRUCTURE

- Annealed Stranded Bare Copper Conductor
- Extruded XLPE Insulation
- Aluminium/ PE Tape Collective Screening
- Extruded LSZH Inner Sheath
- Galvanised Steel Wire Armoring
- Extruded LSZH Outer Sheath

TECHNICAL DATA

- Nominal Voltage : 300 Volts
- Test Voltage : 750 Volts For Power cable
- Temperature Range : -40°C to +80°C
- Bending radius : 12X Cable Dia.

FEATURES

- UV Resistant
- Flame Retardant
- Suitable For Direct Burial/ Underground Installation
- Oil Resistant
- ROHS Compliant
- Low Smoke Zero Halogen
- Highly Flexible


TECHNICAL SPECIFICATION

- EN 50288-7, EN 50288-1, EN 60228, HD383
- Flame Retardant to: IEC/EN 60332-1-2, IEC/EN 60332-3-24
- Low Smoke Halogen Free to: IEC/EN 60754-1/2, IEC/EN 61034-1/2,

ITEM CODE	SIZE	NO. OF PAIRS OR TRIPLET	NOMINAL OVERALL DIA.	NOMINAL BENDING RADIUS	MAXIMUM DC RESISTANCE AT 20°C	
	(Mm ²)		(MM)	(MM)	CLASS 2	CLASS 5
FGCBICLSZHSWAH1P0.5	0.5	1P	9.1	109.2	36.36	39.39
FGCBICLSZHSWAH1P0.75	0.75	1P	9.6	115.2	24.8	26.8
FGCBICLSZHSWAH1P1	1.0	1P	9.5	114	18.3	19.7
FGCBICLSZHSWAH1P1.5	1.5	1P	10.9	130.8	12.42	13.43
FGCBICLSZHSWAH1T0.5	0.5	1T	9.3	111.6	36.36	39.39
FGCBICLSZHSWAH1T0.75	0.75	1T	9.9	118.8	24.8	26.8
FGCBICLSZHSWAH1T1	1.0	1T	9.8	117.6	18.3	19.7
FGCBICLSZHSWAH1T1.5	1.5	1T	11.4	136.8	12.42	13.43
FGCBICLSZHSWAH5P0.5	0.5	5P	13.2	158.4	36.36	39.39
FGCBICLSZHSWAH5P0.75	0.75	5P	14.5	174	24.8	26.8
FGCBICLSZHSWAH5P1	1.0	5P	14.3	171.6	18.3	19.7
FGCBICLSZHSWAH5P1.5	1.5	5P	17.5	210	12.42	13.43
FGCBICLSZHSWAH10P0.5	0.5	10P	16.8	201.6	36.36	39.39
FGCBICLSZHSWAH10P0.75	0.75	10P	18.7	224.4	24.8	26.8
FGCBICLSZHSWAH10P1	1.0	10P	18.3	219.6	18.3	19.7
FGCBICLSZHSWAH10P1.5	1.5	10P	23.8	285.6	12.42	13.43
FGCBICLSZHSWAH15P0.5	0.5	15P	11.4	136.8	36.36	39.39
FGCBICLSZHSWAH15P0.75	0.75	15P	21.6	259.2	24.8	26.8
FGCBICLSZHSWAH15P1	1.0	15P	21.1	253.2	18.3	19.7
FGCBICLSZHSWAH15P1.5	1.5	15P	27.6	331.2	12.42	13.43
FGCBICLSZHSWAH20P0.5	0.5	20P	21.2	254.4	36.36	39.39
FGCBICLSZHSWAH20P0.75	0.75	20P	23.8	285.6	24.8	26.8
FGCBICLSZHSWAH20P1	1.0	20P	23.2	278.4	18.3	19.7
FGCBICLSZHSWAH20P1.5	1.5	20P	30.5	366	12.42	13.43

EN 50288-7-RE-2X(ST)Y PVC 300V CABLE

Svarn EN 50288-7-RE-2X (st)Y PVC cables are designed to connect electrical instrument circuits and provide communication services in and around process plants of industries and machineries. Not suitable for direct burial applications. These cables are used for installations where fire, smoke emissions and toxic fumes create a potential risk to life and equipment.



CABLE STRUCTURE

- Annealed Stranded Bare Copper Conductor
- Extruded XLPE Insulation
- Aluminium/ PE Tape Collective Screening
- Tinned Copper Drain Wire
- Extruded PVC Outer Sheath

TECHNICAL DATA

- Nominal Voltage : 300 Volts
- Test Voltage : 750 Volts For Power cable
- Temperature Range : -40°C to +80°C
- Bending radius : 6X Cable Dia.

FEATURES

- UV Resistant
- Flame Retardant
- Suitable For Direct Burial/ Underground Installation
- Oil Resistant
- ROHS Compliant
- Highly Flexible


TECHNICAL SPECIFICATION

- EN 50288-7, EN 50288-1, EN 60228
- Flame Retardant to: IEC/EN 60332-1-2, IEC/EN 60332-3-24

ITEM CODE	SIZE	NO. OF PAIRS OR TRIPLET	NOMINAL OVERALL DIA.	NOMINAL BENDING RADIUS	MAXIMUM DC RESISTANCE AT 20°C	
	(Mm ²)		(MM)	(MM)	CLASS 2	CLASS 5
FGCBIC2XY1P0.5	0.5	1P	5.7	34.2	36.36	39.39
FGCBIC2XY1P0.75	0.75	1P	5.7	34.2	24.8	26.8
FGCBIC2XY1P1	1.0	1P	5.1	30.6	18.3	19.7
FGCBIC2XY1P1.5	1.5	1P	6.5	39	12.42	13.43
FGCBIC2XY1T0.5	0.5	1T	4.9	29.4	36.36	39.39
FGCBIC2XY1T0.75	0.75	1T	5.5	33	24.8	26.8
FGCBIC2XY1T1	1.0	1T	5.4	32.4	18.3	19.7
FGCBIC2XY1T1.5	1.5	1T	6.8	40.8	12.42	13.43
FGCBIC2XY5P0.5	0.5	5P	8.7	52.2	36.36	39.39
FGCBIC2XY5P0.75	0.75	5P	9.9	59.4	24.8	26.8
FGCBIC2XY5P1	1.0	5P	9.6	57.6	18.3	19.7
FGCBIC2XY5P1.5	1.5	5P	12.7	76.2	12.42	13.43
FGCBIC2XY10P0.5	0.5	10P	12	72	36.36	39.39
FGCBIC2XY10P0.75	0.75	10P	13.8	82.8	24.8	26.8
FGCBIC2XY10P1	1.0	10P	13.5	81	18.3	19.7
FGCBIC2XY10P1.5	1.5	10P	18	108	12.42	13.43
FGCBIC2XY15P0.5	0.5	15P	13.9	83.4	36.36	39.39
FGCBIC2XY15P0.75	0.75	15P	16	96	24.8	26.8
FGCBIC2XY15P1	1.0	15P	15.6	93.6	18.3	19.7
FGCBIC2XY15P1.5	1.5	15P	20.9	125.4	12.42	13.43
FGCBIC2XY20P0.5	0.5	20P	15.6	93.6	36.36	39.39
FGCBIC2XY20P0.75	0.75	20P	18	108	24.8	26.8
FGCBIC2XY20P1	1.0	20P	17.5	105	18.3	9.7
FGCBIC2XY20P1.5	1.5	20P	23.6	141.6	12.42	13.43

EN 50288-7-RE-2Y(ST)Y SWAY PVC 300V CABLE

Svarn EN 50288-7-RE-2Y(st)Y SWAY PVC 300V cables are designed to connect electrical instrument circuits and provide communication services in and around process plants of industries and machineries. Not suitable for direct burial applications. These cables are used for installations where fire, smoke emissions and toxic fumes create a potential risk to life and equipment.



CABLE STRUCTURE

- Annealed Stranded Bare Copper Conductor
- Extruded PE Insulation
- Aluminium/ PE Tape Collective Screening
- Tinned Copper Drain Wire
- PVC Inner Sheath
- Galvanised Steel Wire Armoring
- Extruded PVC Outer Sheath

TECHNICAL DATA

- Nominal Voltage : 300 Volts
- Test Voltage : 750 Volts For Power cable
- Temperature Range : -40°C to +80°C
- Bending radius : 12X Cable Dia.

TECHNICAL SPECIFICATION

- EN 50288-7, EN 50288-1, EN 60228
- Flame Retardant to: IEC/EN 60332-1-2, IEC/EN 60332-3-24


FEATURES

- UV Resistant
- Flame Retardant
- Suitable For Direct Burial/ Underground Installation
- Oil Resistant
- ROHS Compliant
- Highly Flexible

ITEM CODE	SIZE	NO. OF PAIRS OR TRIPLET	NOMINAL OVERALL DIA.	NOMINAL BENDING RADIUS	MAXIMUM DC RESISTANCE AT 20°C	
	(Mm ²)		(MM)	(MM)	CLASS 2	CLASS 5
FGCBICYWY1P0.5	0.5	1P	9.1	109.2	36.36	39.39
FGCBICYWY1P0.75	0.75	1P	9.6	115.2	24.8	26.8
FGCBICYWY1P1	1.0	1P	9.5	114	18.3	19.7
FGCBICYWY1P1.5	1.5	1P	10.9	130.8	12.42	13.43
FGCBICYWY1T0.5	0.5	1T	9.3	111.6	36.36	39.39
FGCBICYWY1T0.75	0.75	1T	9.9	118.8	24.8	26.8
FGCBICYWY1T1	1.0	1T	9.8	117.6	18.3	19.7
FGCBICYWY1T1.5	1.5	1T	11.4	136.8	12.42	13.43
FGCBICYWY5P0.5	0.5	5P	13.2	158.4	36.36	39.39
FGCBICYWY5P0.75	0.75	5P	14.5	174	24.8	26.8
FGCBICYWY5P1	1.0	5P	14.3	171.6	18.3	19.7
FGCBICYWY5P1.5	1.5	5P	17.5	210	12.42	13.43
FGCBICYWY10P0.5	0.5	10P	16.8	201.6	36.36	39.39
FGCBICYWY10P0.75	0.75	10P	18.8	225.6	24.8	26.8
FGCBICYWY10P1	1.0	10P	18.3	219.6	18.3	19.7
FGCBICYWY10P1.5	1.5	10P	23.8	285.6	12.42	13.43
FGCBICYWY15P0.5	0.5	15P	18.7	224.4	36.36	39.39
FGCBICYWY15P0.75	0.75	15P	21.6	259.2	24.8	26.8
FGCBICYWY15P1	1.0	15P	21.1	253.2	18.3	19.7
FGCBICYWY15P1.5	1.5	15P	27.6	331.2	12.42	13.43
FGCBICYWY20P0.5	0.5	20P	21.1	253.2	36.36	39.39
FGCBICYWY20P0.75	0.75	20P	23.8	285.6	24.8	26.8
FGCBICYWY20P1	1.0	20P	23.2	278.4	18.3	19.7
FGCBICYWY20P1.5	1.5	20P	30.5	366	12.42	13.43

UNINYVIN SINGLE CORE 600V CABLE

Svarn UNINYVIN single core flexible cables are used for continuous operating conditions where heat resistance is major concern. This is highly suitable for UPS framework, control panels, data centres, battery interlinks, transformers, HVAC systems and electric motors application. These cables are also widely used in aircraft cabling.



CABLE STRUCTURE

- Tinned Flexible Copper Conductor
- Thermoplastic HR PVC Insulation
- Glass Fibre Yarn Braiding
- Transparent Nylon Sheath (up To 12AWG)
- Nylon Braid & Lacquered Sheath (10AWG And Above)

TECHNICAL DATA

- Nominal Voltage : 600 Volts
- Test Voltage : 1500 Volts AC
- Temperature Range : -35°C to +105°C
- Bending radius : 12X Cable Dia.

FEATURES

- UV Resistant
- Heat Resistant
- High Mechanical Resistant
- Oil Resistant
- Acid And Chemical Resistant
- Abrasion Resistant
- ROHS Compliant

STANDARDS & COMPLIANCES

- IS 8130:2013
- IS 10241:1987-Part-3

ITEM CODE	SIZE	NOMINAL INSULATION THICKNESS	MIN. SHEATH THICKNESS	NOMINAL OVERALL DIAMETER
	AWG	(MM)	(MM)	(MM)
SV_UNINYVIN22AWG	22	0.23	0.076	1.9
SV_UNINYVIN20AWG	20	0.23	0.076	2.2
SV_UNINYVIN18AWG	18	0.23	0.076	2.4
SV_UNINYVIN16AWG	16	0.28	0.076	2.6
SV_UNINYVIN14AWG	14	0.28	0.076	3.2
SV_UNINYVIN12AWG	12	0.38	0.076	3.6
SV_UNINYVIN10AWG	10	0.38	0.127	4.8
SV_UNINYVIN8AWG	8	0.38	0.127	6.1
SV_UNINYVIN6AWG	6	0.48	0.127	7.5
SV_UNINYVIN4AWG	4	0.48	0.127	9
SV_UNINYVIN2AWG	2	0.56	0.127	10.8
SV_UNINYVIN1AWG	1	0.64	0.127	12
SV_UNINYVIN0AWG	0	0.69	0.127	13.5
SV_UNINYVIN2/0AWG	2/0	0.76	0.127	15
SV_UNINYVIN3/0AWG	3/0	0.79	0.127	16.5
SV_UNINYVIN4/0AWG	4/0	10P	0.127	18

CABLE STRUCTURE


ITEM CODE	SIZE	MAX. CURRENT RATING AMP.				MAX. CABLE RESISTANCE FOR 900 MTR AT 20°C
	AWG	SINGLE CABLE	3- BUNCHED CABLE	7- BUNCHED CABLE	12- BUNCHED CABLE	OHM
SV_UNINYVIN22AWG	22	11	7	5	4	49.66
SV_UNINYVIN20AWG	20	14	9	7	5	30.95
SV_UNINYVIN18AWG	18	18	13	10	6	17.82
SV_UNINYVIN16AWG	16	21	15	11	7	14.17
SV_UNINYVIN14AWG	14	31	24	17	12	8.41
SV_UNINYVIN12AWG	12	43	30	22	15	5.35
SV_UNINYVIN10AWG	10	61	47	36	25	3.23
SV_UNINYVIN8AWG	8	87	65	49	36	1.97
SV_UNINYVIN6AWG	6	115	87	65	-	1.3
SV_UNINYVIN4AWG	4	160	120	92	-	0.802
SV_UNINYVIN2AWG	2	200	155	120	-	0.517
SV_UNINYVIN1AWG	1	220	165	130	-	0.423
SV_UNINYVIN0AWG	0	240	185	168	-	0.325
SV_UNINYVIN2/0AWG	2/0	270	210	190	-	0.252
SV_UNINYVIN3/0AWG	3/0	300	235	210	-	0.204
SV_UNINYVIN4/0AWG	4/0	350	270	245	-	0.158

DE-RATING FACTOR

AMBIENT TEMPERATURE	40	45	50	55	60	65	70	75	80	85	90	95	100
DERATING FACTOR	1	0.96	0.92	0.88	0.83	0.78	0.73	0.68	0.62	0.53	0.48	0.37	0.3

EN 50288-7-RE-2X(ST)Y PVC 300V CABLE

Svarn EN 50288-7-RE-2X (st)Y PVC cables are designed to connect electrical instrument circuits and provide communication services in and around process plants of industries and machineries. Not suitable for direct burial applications. These cables are used for installations where fire, smoke emissions and toxic fumes create a potential risk to life and equipment.



CABLE STRUCTURE

- Annealed Stranded Bare Copper Conductor
- Extruded PE Insulation
- Aluminium/ PE Tape Collective Screening
- Tinned Copper Drain Wire
- PVC Inner Sheath
- Galvanised Steel Wire Armouring
- Extruded PVC Outer Sheath

TECHNICAL DATA

- Nominal Voltage : 300 Volts
- Test Voltage : 750 Volts For Power cable
- Temperature Range : -40°C to +80°C
- Bending radius : 12X Cable Dia.


TECHNICAL SPECIFICATION


- EN 50288-7, EN 50288-1, EN 60228
- Flame Retardant to: IEC/EN 60332-1-2, IEC/EN 60332-3-24

FEATURES

- UV Resistant
- Flame Retardant
- Suitable For Direct Burial/ Underground Installation
- Oil Resistant
- ROHS Compliant
- Highly Flexible

ITEM CODE	SIZE	NO. OF PAIRS OR TRIPLET	NOMINAL OVERALL DIA.	NOMINAL BENDING RADIUS	MAXIMUM DC RESISTANCE AT 20°C	
	(Mm ²)		(MM)	(MM)	CLASS 2	CLASS 5
FGCBICYWY1P0.5	0.5	1P	9.1	109.2	36.36	39.39
FGCBICYWY1P0.75	0.75	1P	9.6	115.2	24.8	26.8
FGCBICYWY1P1	1.0	1P	9.5	114	18.3	19.7
FGCBICYWY1P1.5	1.5	1P	10.9	130.8	12.42	13.43
FGCBICYWY1T0.5	0.5	1T	9.3	111.6	36.36	39.39
FGCBICYWY1T0.75	0.75	1T	9.9	118.8	24.8	26.8
FGCBICYWY1T1	1.0	1T	9.8	117.6	18.3	19.7
FGCBICYWY1T1.5	1.5	1T	11.4	136.8	12.42	13.43
FGCBICYWY5P0.5	0.5	5P	13.2	158.4	36.36	39.39
FGCBICYWY5P0.75	0.75	5P	14.5	174	24.8	26.8
FGCBICYWY5P1	1.0	5P	14.3	171	18.3	19.7
FGCBICYWY5P1.5	1.5	5P	17.5	210	12.42	13.43
FGCBICYWY10P0.5	0.5	10P	16.8	201.6	36.36	39.39
FGCBICYWY10P0.75	0.75	10P	18.8	225.6	24.8	26.8
FGCBICYWY10P1	1.0	10P	18.3	219.6	18.3	19.7
FGCBICYWY10P1.5	1.5	10P	23.8	285.6	12.42	13.43
FGCBICYWY15P0.5	0.5	15P	18.7	224.4	36.36	39.39
FGCBICYWY15P0.75	0.75	15P	21.6	259.2	24.8	26.8
FGCBICYWY15P1	1.0	15P	21.1	253.2	18.3	19.7
FGCBICYWY15P1.5	1.5	15P	27.6	331.2	12.42	13.43
FGCBICYWY20P0.5	0.5	20P	21.1	253.2	36.36	39.39
FGCBICYWY20P0.75	0.75	20P	23.8	285.6	24.8	26.8
FGCBICYWY20P1	1.0	20P	23.2	278.4	18.3	19.7
FGCBICYWY20P1.5	1.5	20P	30.5	366	12.42	13.43





BHARAT (INDIA)

CORPORATE OFFICE

Plot No. 1, Site No. 1, 14/3, Mathura Road,
Faridabad - 121003, Haryana

WORKS

Haryana
74th Milestone, Delhi-Mathura Road,
Hodal Toll Plaza, Distt. Palwal-121005

Rajasthan

Plot No. SP5 - 249, 250, RIICO Industrial Area,
Ghiloth, Neemrana, Alwar - 301705

Maharashtra

Gat No. 153/1/1, Village Ambethan, Taluka Khed
(near Dwarka School), Pune - 410501

Uttarakhand

Plot No. 68, 69, 71, 72 & 73, Sector-5, IIE,
Sidcul, Haridwar-249403

ASIA

SINGAPORE

SVARN PTE. LTD.: 7 Temasek Boulevard, #12-07,
Suntec Tower One, Downtown Core, 038987, Singapore

THAILAND

SVARN INFRA (THAILAND) CO LTD: 3656/50,
Green Tower Building, Floor 16th, Rama 4 Road,
Klongton Subdistrict, Klongton District, Bangkok 10110

INDONESIA

PT SVARN GROUP INDONESIA: Innovation Center,
Jababeka Industrial Estate 6, Jl. Samsung,
Block A 3A, Cikarang Utara 17530

VIETNAM

SVARN GROUP LLC: 12B Floor, Cienco 4 Building,
180 Nguyen Thi Minh Khai, Vo Thi Sau Ward,
District 3, Ho Chi Minh City, Vietnam

Contact: Paresh Gupta

M: +91 98107 94010 | E: paresh@svarn.com

MIDDLE EAST

DUBAI

SVARN MIDDLE EAST DWC-LLC
O465, Floor C4, Office Park,
Dubai South, UAE

Contact: J.K. Mishra

M: +971 50118 7209

E: jkmishra@svarn.com